



US00D517280S

(12) **United States Design Patent**
Ota et al.

(10) **Patent No.:** **US D517,280 S**
(45) **Date of Patent:** **** Mar. 21, 2006**

- (54) **SPORT PANTS**
- (75) Inventors: **Yuji Ota**, Kyoto (JP); **Naomi Morii**, Kyoto (JP)
- (73) Assignee: **Wacoal Corp.**, Kyoto (JP)
- (**) Term: **14 Years**
- (21) Appl. No.: **29/223,062**
- (22) Filed: **Feb. 7, 2005**

D412,610 S	*	8/1999	Fujii et al.	D2/738
D413,008 S	*	8/1999	Fujii et al.	D2/742
D427,750 S	*	7/2000	Fujii et al.	D2/738
D460,602 S	*	7/2002	Tanaka	D2/742
D465,078 S	*	11/2002	Tanaka	D2/742
D465,315 S	*	11/2002	Tanaka	D2/742
D465,900 S	*	11/2002	Tanaka	D2/742
D466,674 S	*	12/2002	Tanaka	D2/742
D481,523 S	*	11/2003	Hujii et al.	D2/742
D495,469 S	*	9/2004	Hujii et al.	D2/742

Related U.S. Application Data

- (62) Division of application No. 29/199,947, filed on Feb. 19, 2004, now Pat. No. Des. 508,304.

(30) **Foreign Application Priority Data**

Oct. 28, 2003	(JP)	2003-031792
Oct. 28, 2003	(JP)	2003-031793

- (51) **LOC (8) Cl.** **02-02**
- (52) **U.S. Cl.** **D2/731; D2/742**
- (58) **Field of Classification Search** D2/712, D2/728, 731, 733, 734, 738, 741, 742, 746, D2/988, 994; 2/22, 73, 78.1, 115, 228, 234, 2/238, 239, 400, 402, 403, 404, 405, 912, 2/919; 450/95

See application file for complete search history.

(56) **References Cited**

U.S. PATENT DOCUMENTS

4,216,547 A	*	8/1980	Picchione	2/22
4,625,336 A	*	12/1986	Derderian	2/79
5,109,546 A	*	5/1992	Dicker	2/70
5,829,058 A	*	11/1998	Dicker et al.	2/69
D404,889 S	*	2/1999	Fujii et al.	D2/742

FOREIGN PATENT DOCUMENTS

GB	2088868	*	2/2000
GB	2090949	*	4/2000

* cited by examiner

Primary Examiner—Cathy Anne MacCormac
Assistant Examiner—Melanie Levy
(74) *Attorney, Agent, or Firm*—Darby & Darby


(57) **CLAIM**

The ornamental design for sport pants, as shown and described.

DESCRIPTION

FIG. 1 is a front view of our new design for sport pants; FIG. 2 is a left view of FIG. 1; FIG. 3 is a right view of FIG. 1; FIG. 4 is a rear view of FIG. 1; FIG. 5 is a front perspective view of FIG. 1; FIG. 6 is a rear perspective view of FIG. 1; and, FIG. 7 is a front perspective view of FIG. 1. The broken lines are for illustrative purposes only and form no part of the claimed design. The dotted line is for illustration purposes only and forms no part of the claimed design.

1 Claim, 7 Drawing Sheets



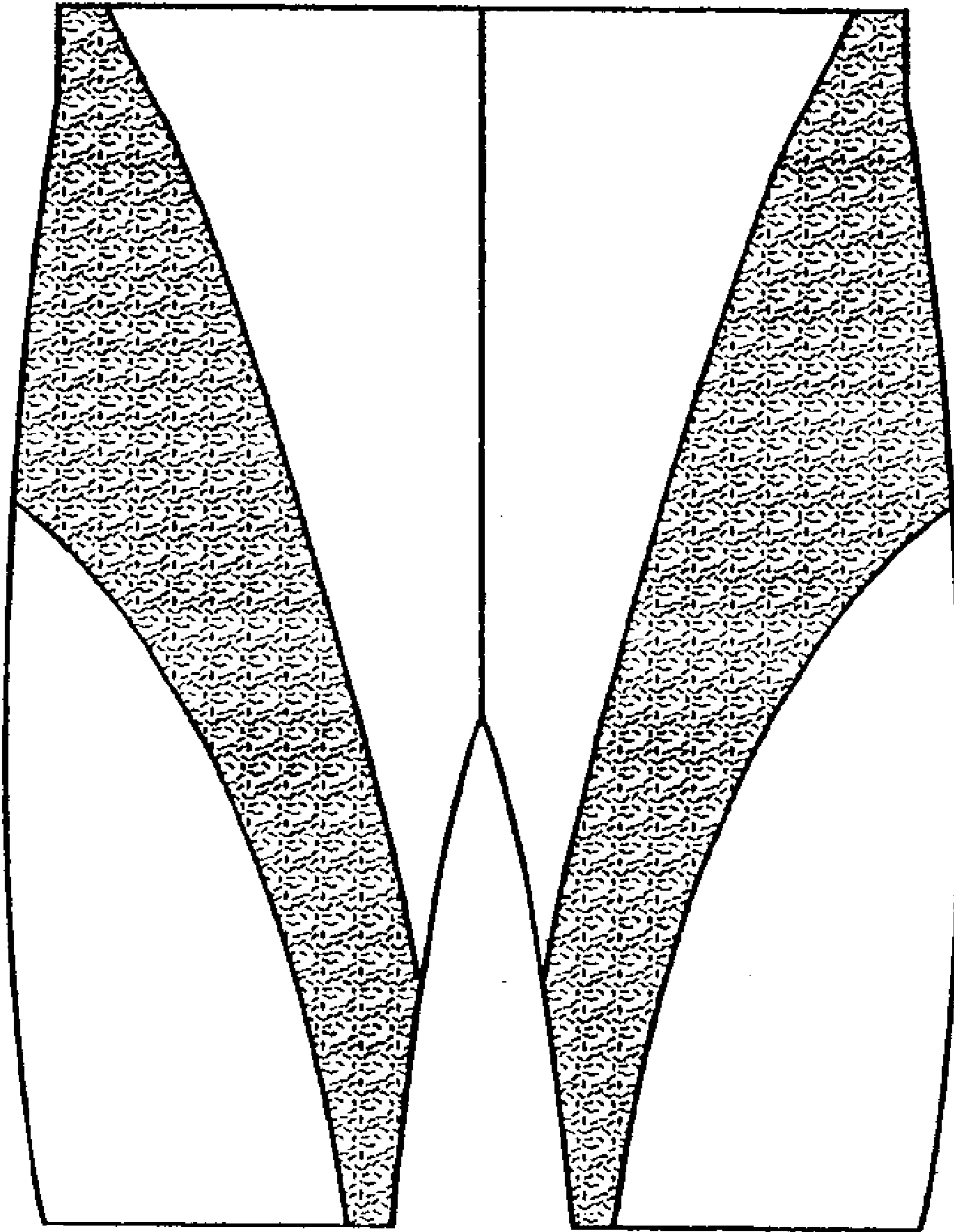


Fig. 1

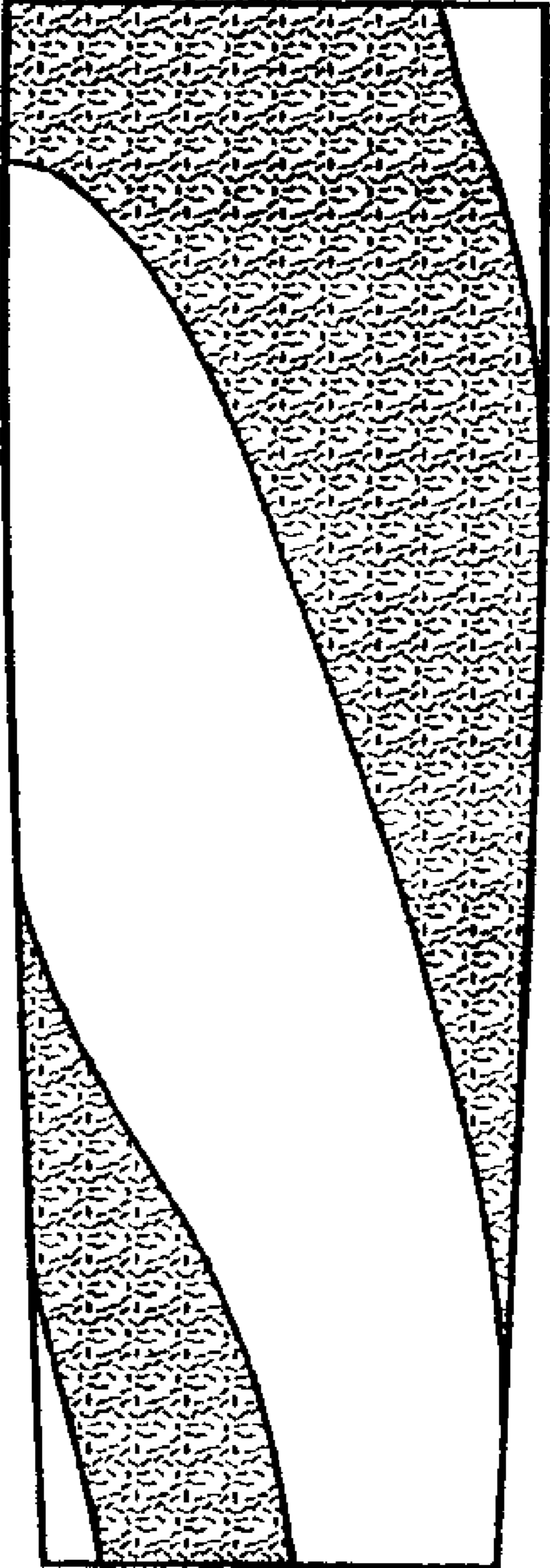


Fig. 2

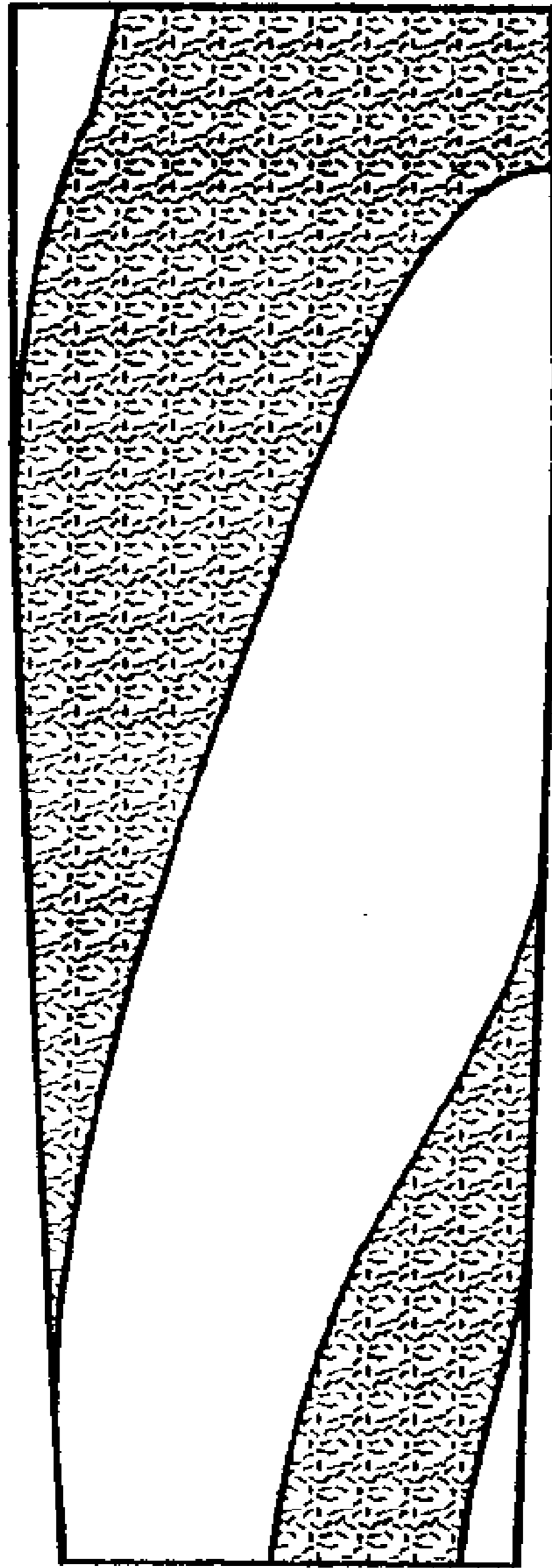


Fig. 3

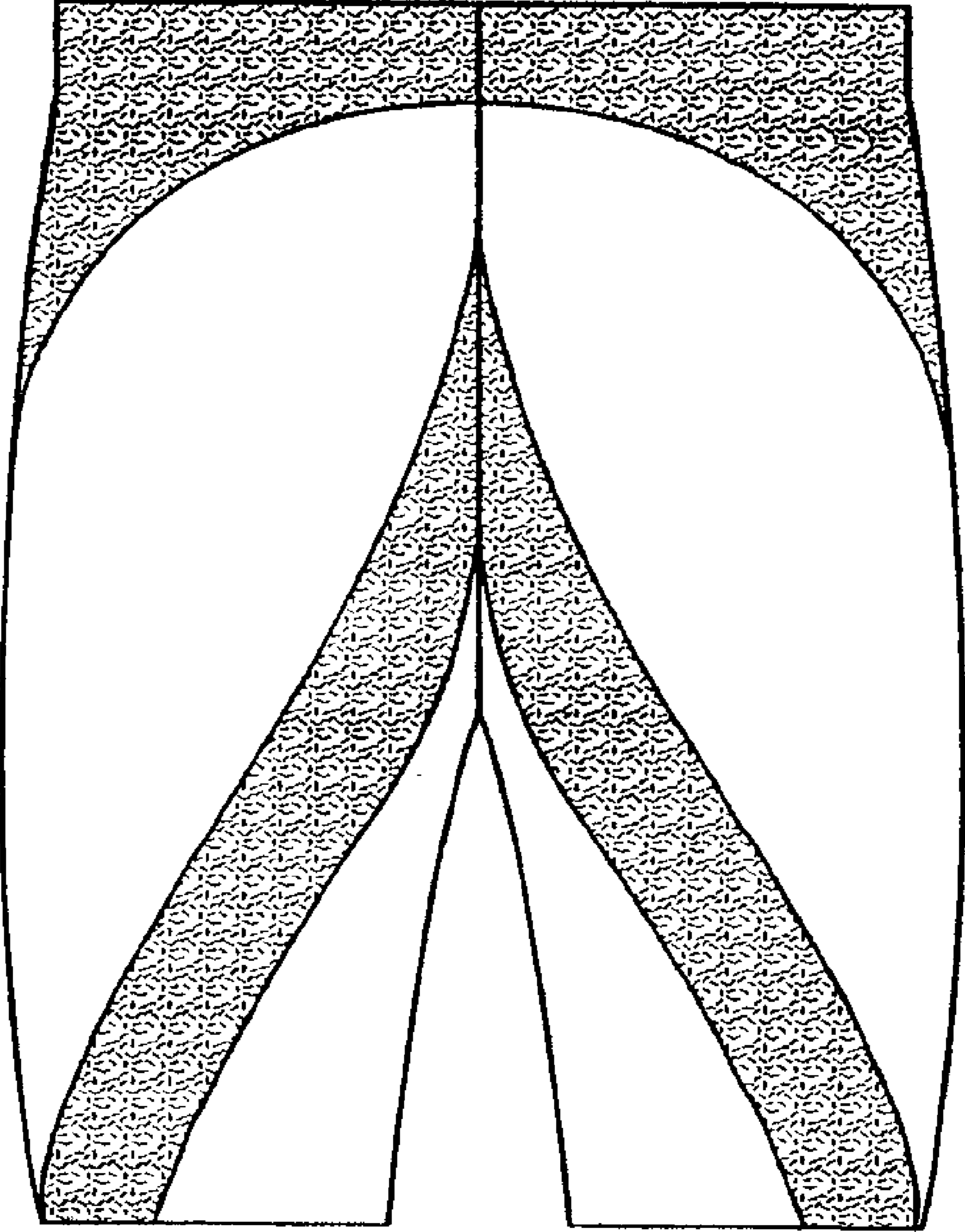


Fig. 4

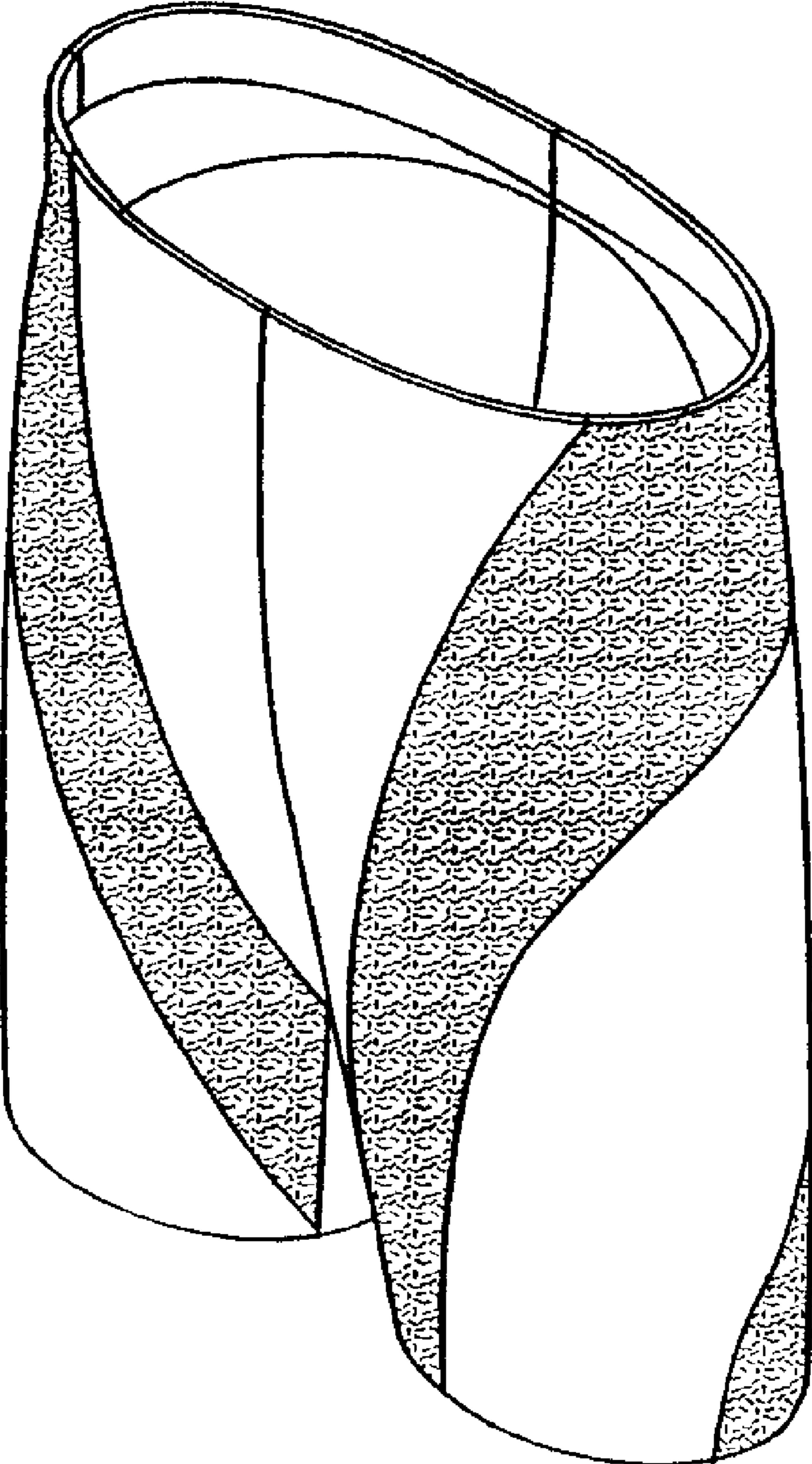


Fig. 5

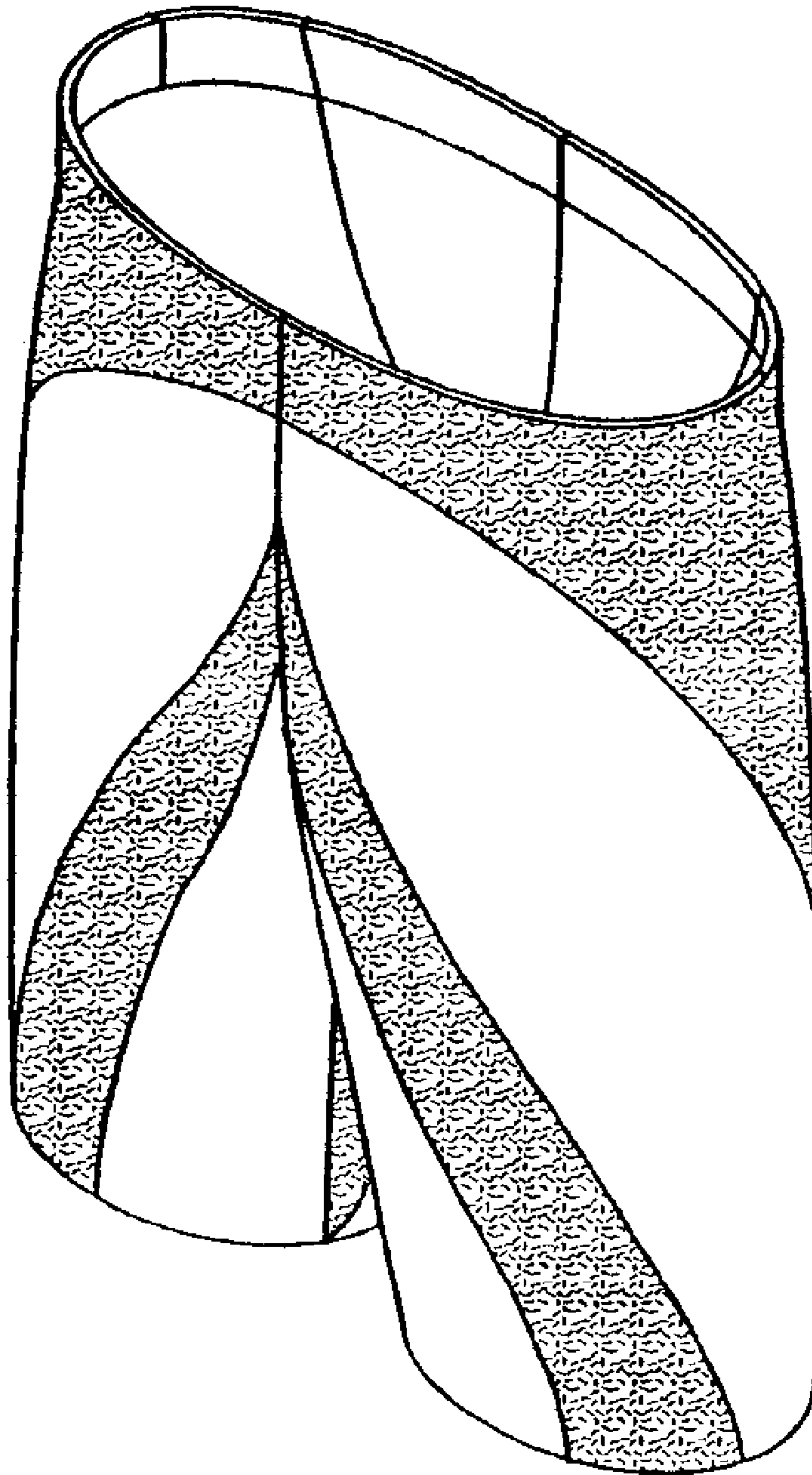


Fig. 6

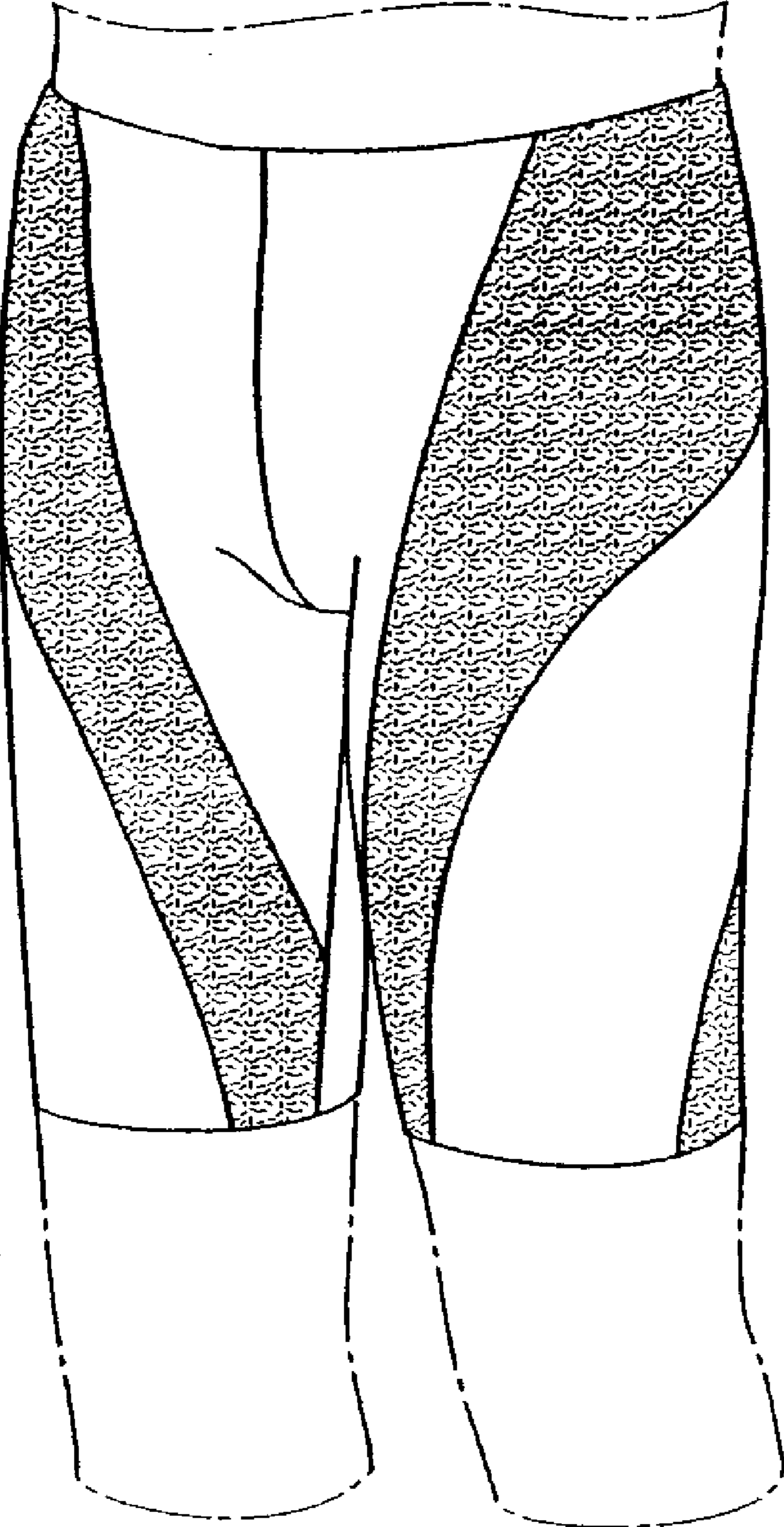


Fig. 7