



US00D517279S

(12) **United States Design Patent**
Fujii

(10) **Patent No.:** **US D517,279 S**
(45) **Date of Patent:** **** Mar. 21, 2006**

(54) **SPORT PANTS**

(75) Inventor: **Takako Fujii, Kyoto (JP)**

(73) Assignee: **Wacoal Corp., Kyoto (JP)**

(**) Term: **14 Years**

(21) Appl. No.: **29/194,630**

(22) Filed: **Nov. 26, 2003**

(51) **LOC (8) Cl.** **02-02**

(52) **U.S. Cl.** **D2/731; D2/742**

(58) **Field of Classification Search** D2/712,
D2/728, 731, 733, 734, 738, 741, 742, 746,
D2/988, 994; 2/22, 73, 78.1, 115, 228, 234,
2/238, 239, 400, 402, 403, 404, 405, 912,
2/919; 450/95

See application file for complete search history.

(56) **References Cited**

U.S. PATENT DOCUMENTS

| | | | | | | |
|-----------|---|---|---------|---------------|-------|--------|
| 4,216,547 | A | * | 8/1980 | Picchione | | 2/22 |
| 4,625,336 | A | * | 12/1986 | Derderian | | 2/79 |
| 5,109,546 | A | * | 5/1992 | Dicker | | 2/70 |
| 5,829,058 | A | * | 11/1998 | Dicker et al. | | 2/69 |
| D404,889 | S | * | 2/1999 | Fujii et al. | | D2/742 |
| D412,610 | S | * | 8/1999 | Fujii et al. | | D2/738 |
| D413,008 | S | * | 8/1999 | Fujii et al. | | D2/742 |

| | | | | | | |
|----------|---|---|---------|--------------|-------|--------|
| D427,750 | S | * | 7/2000 | Fujii et al. | | D2/738 |
| D460,602 | S | * | 7/2002 | Tanaka | | D2/742 |
| D465,078 | S | * | 11/2002 | Tanaka | | D2/742 |
| D465,315 | S | * | 11/2002 | Tanaka | | D2/742 |
| D465,900 | S | * | 11/2002 | Tanaka | | D2/742 |
| D466,674 | S | * | 12/2002 | Tanaka | | D2/742 |
| D481,523 | S | * | 11/2003 | Hujii et al. | | D2/742 |
| D495,469 | S | * | 9/2004 | Hujii et al. | | D2/742 |

* cited by examiner

Primary Examiner—Louis S. Zarfaz

Assistant Examiner—Melanie Levy

(74) *Attorney, Agent, or Firm*—Darby & Darby

(57) **CLAIM**

The ornamental design for sport pants, as shown and described.

DESCRIPTION

FIG. 1 is a front view of sport pants showing my new design; FIG. 2 is a rear view thereof; FIG. 3 is a front perspective view thereof; FIG. 4 is a rear perspective view thereof; FIG. 5 is another front perspective view thereof; and, FIG. 6 is another rear perspective view thereof. The broken lines are for illustrative purposes only and form no part of the claimed design.

1 Claim, 6 Drawing Sheets

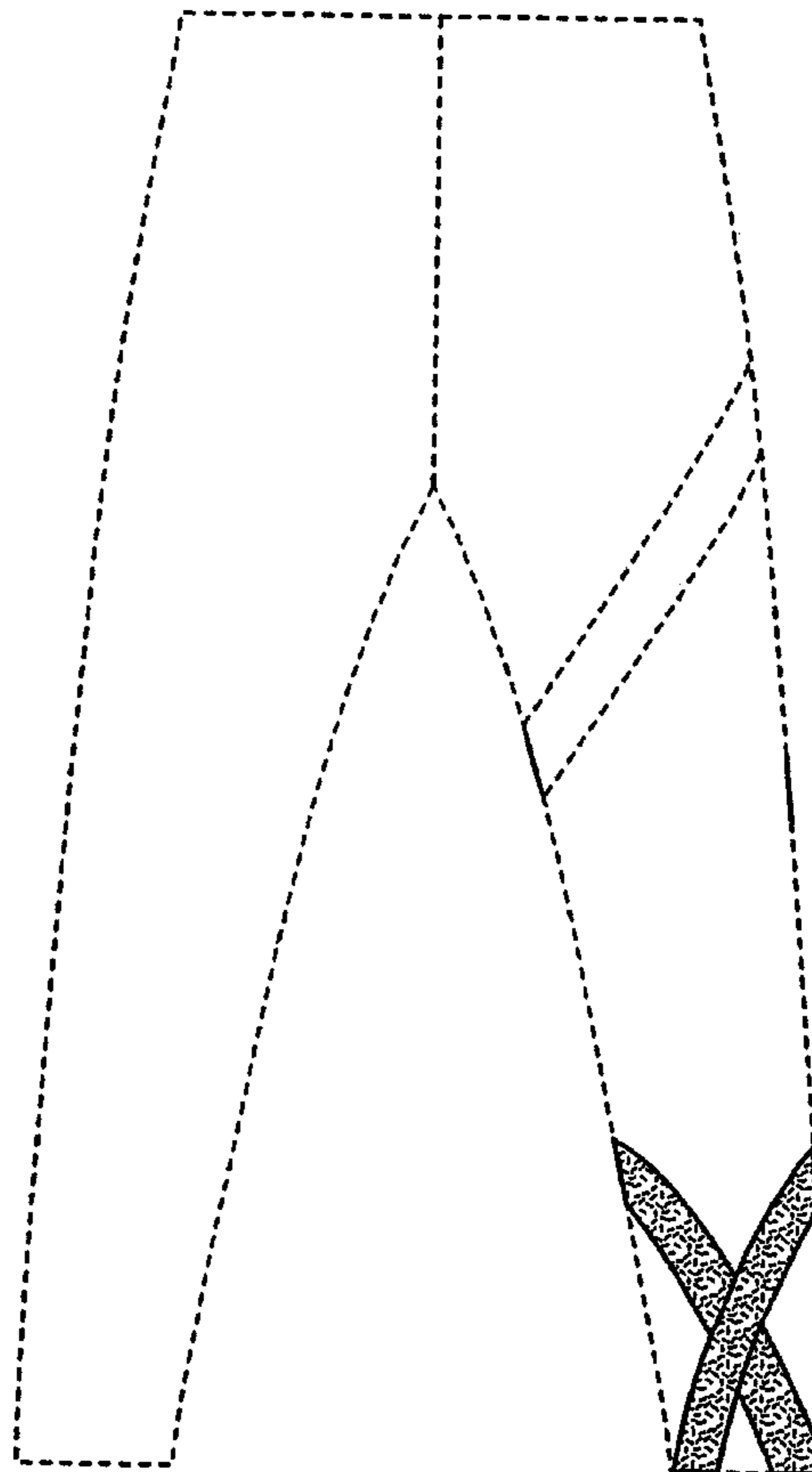
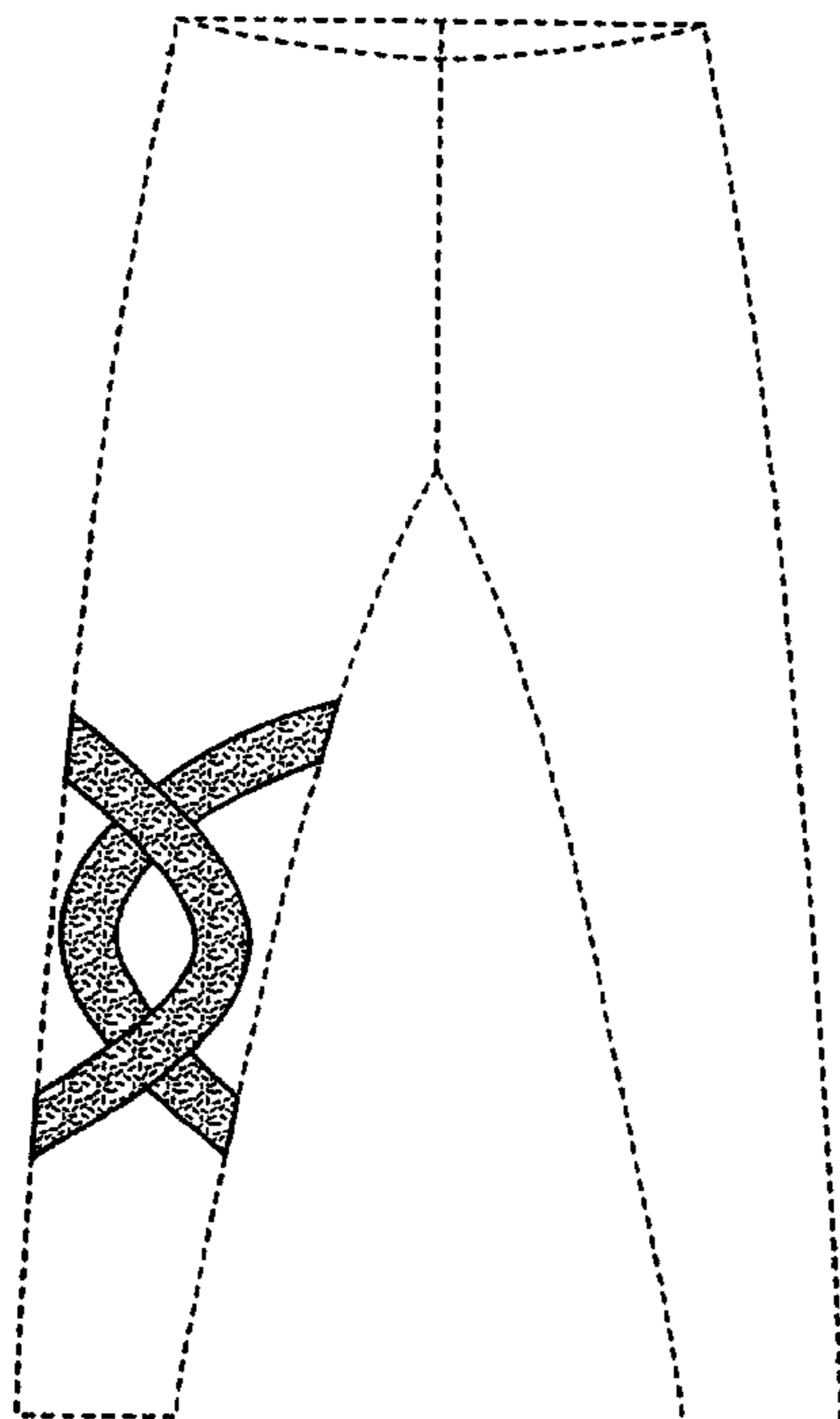


Fig.1

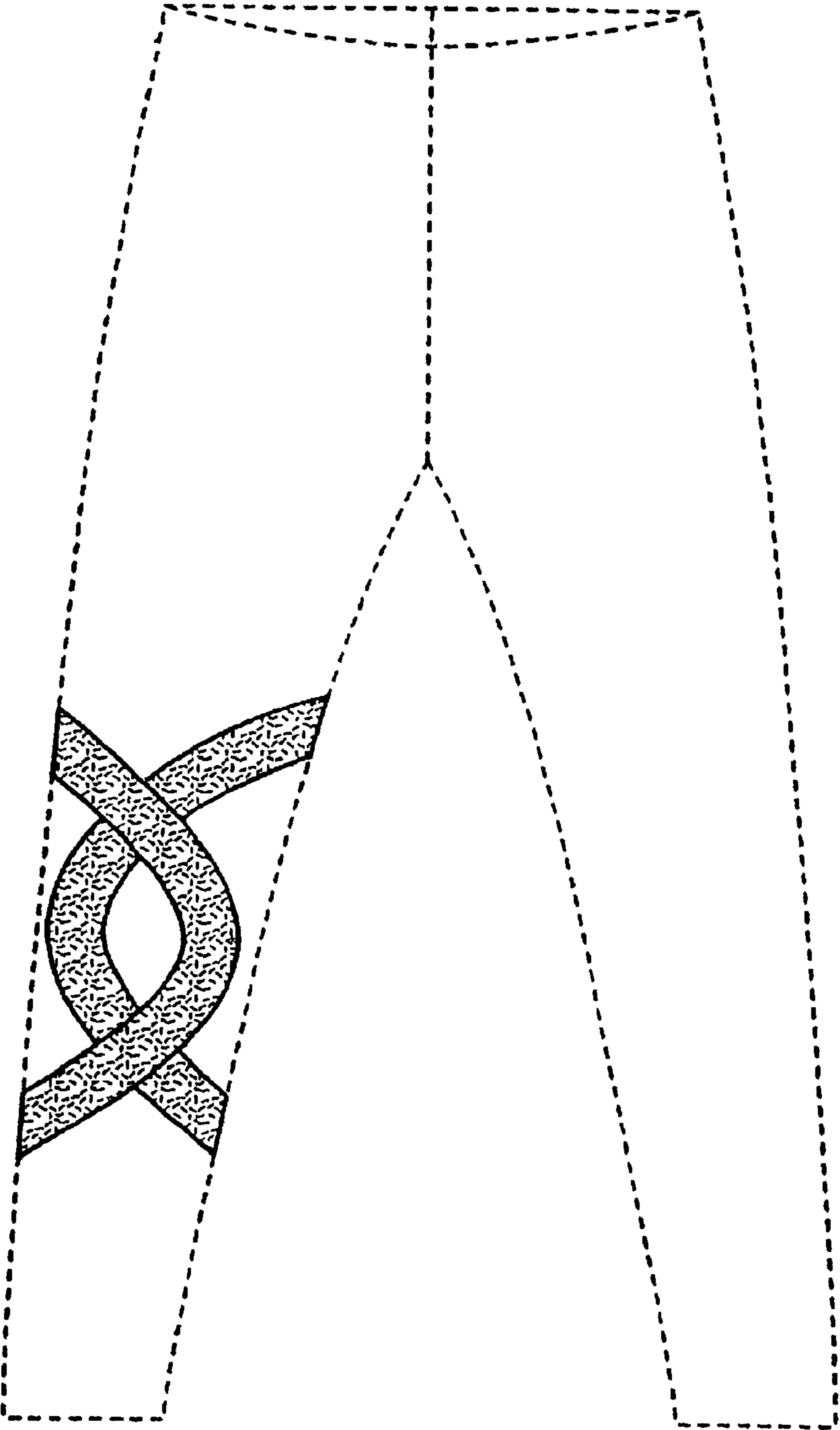


Fig. 2

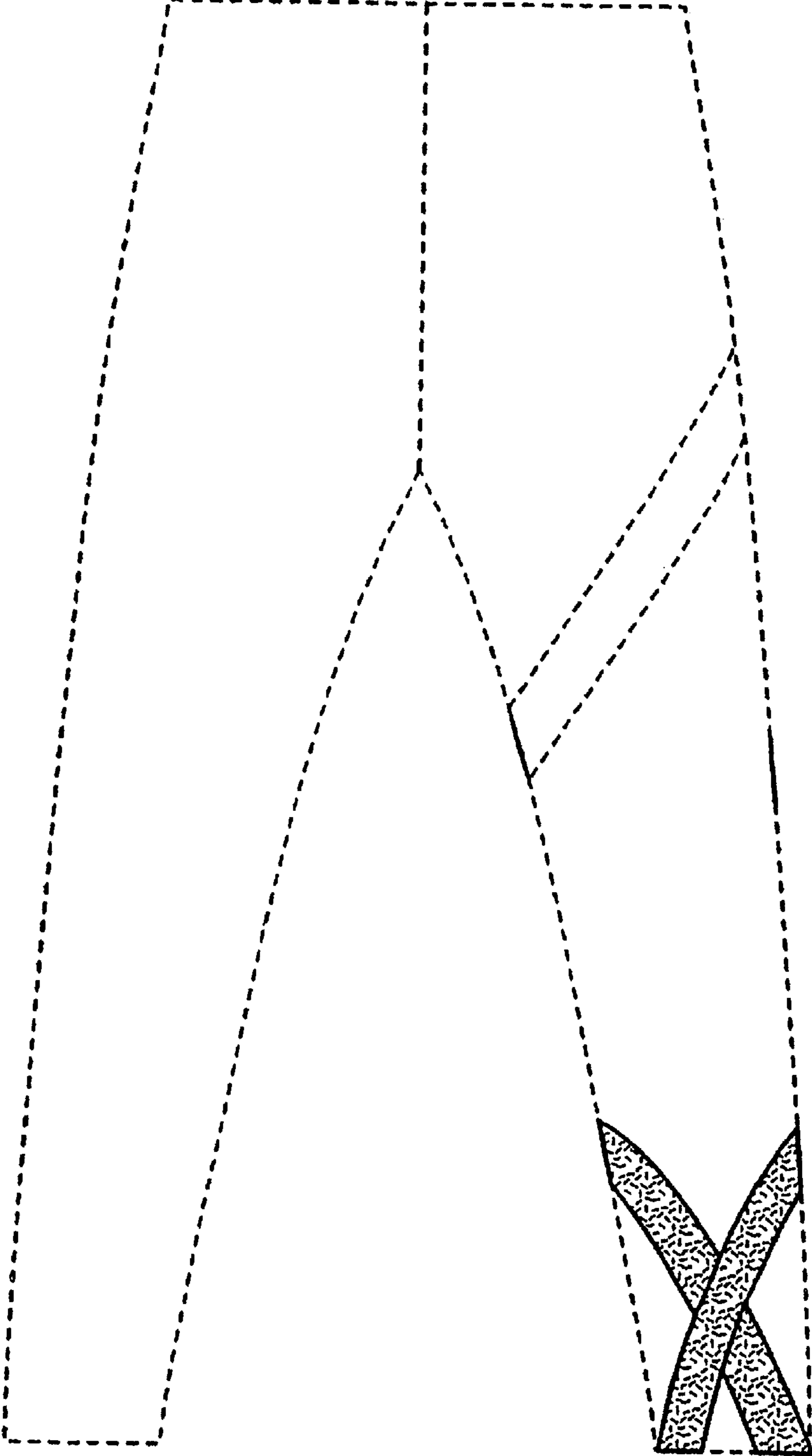


Fig. 3

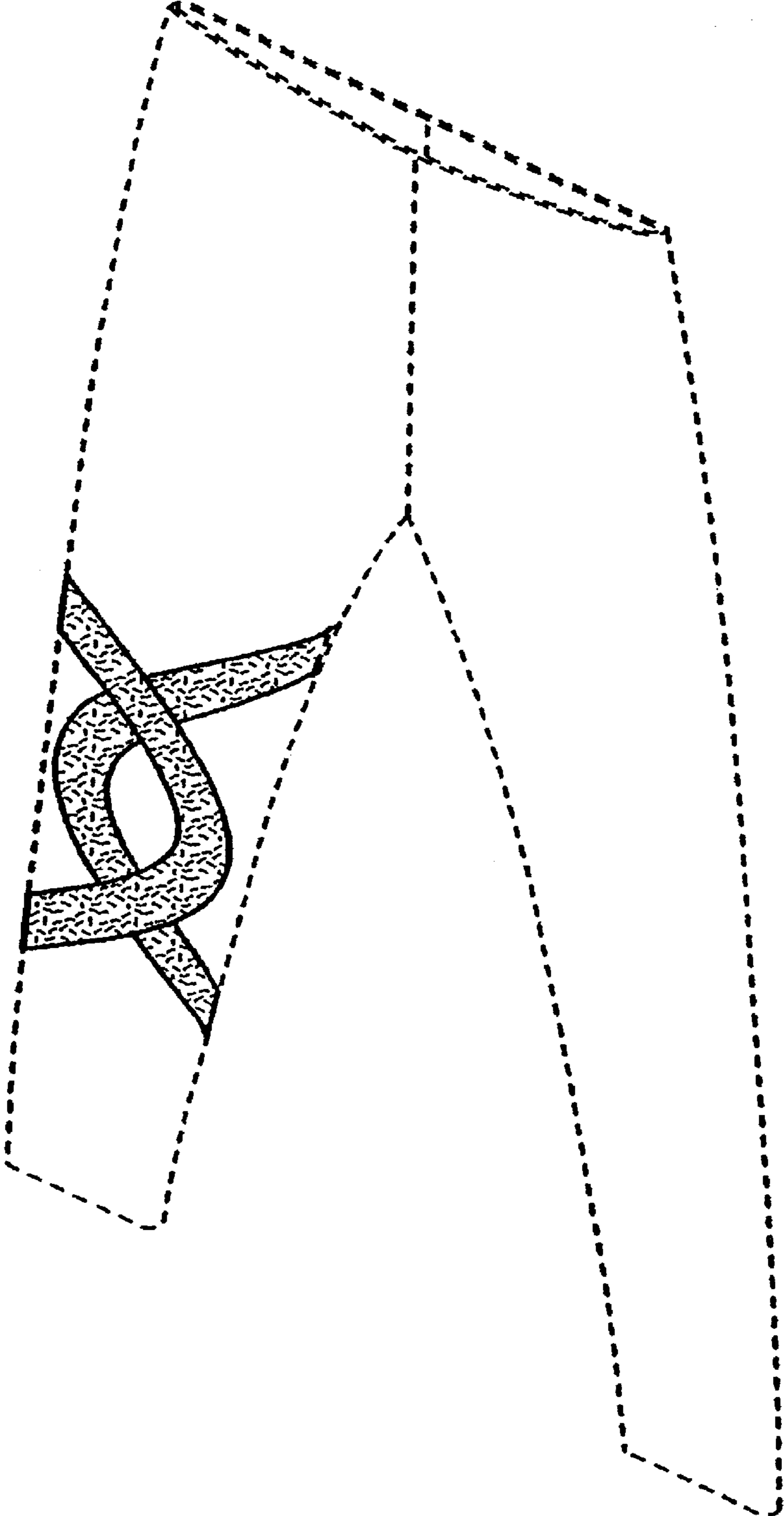


Fig. 4

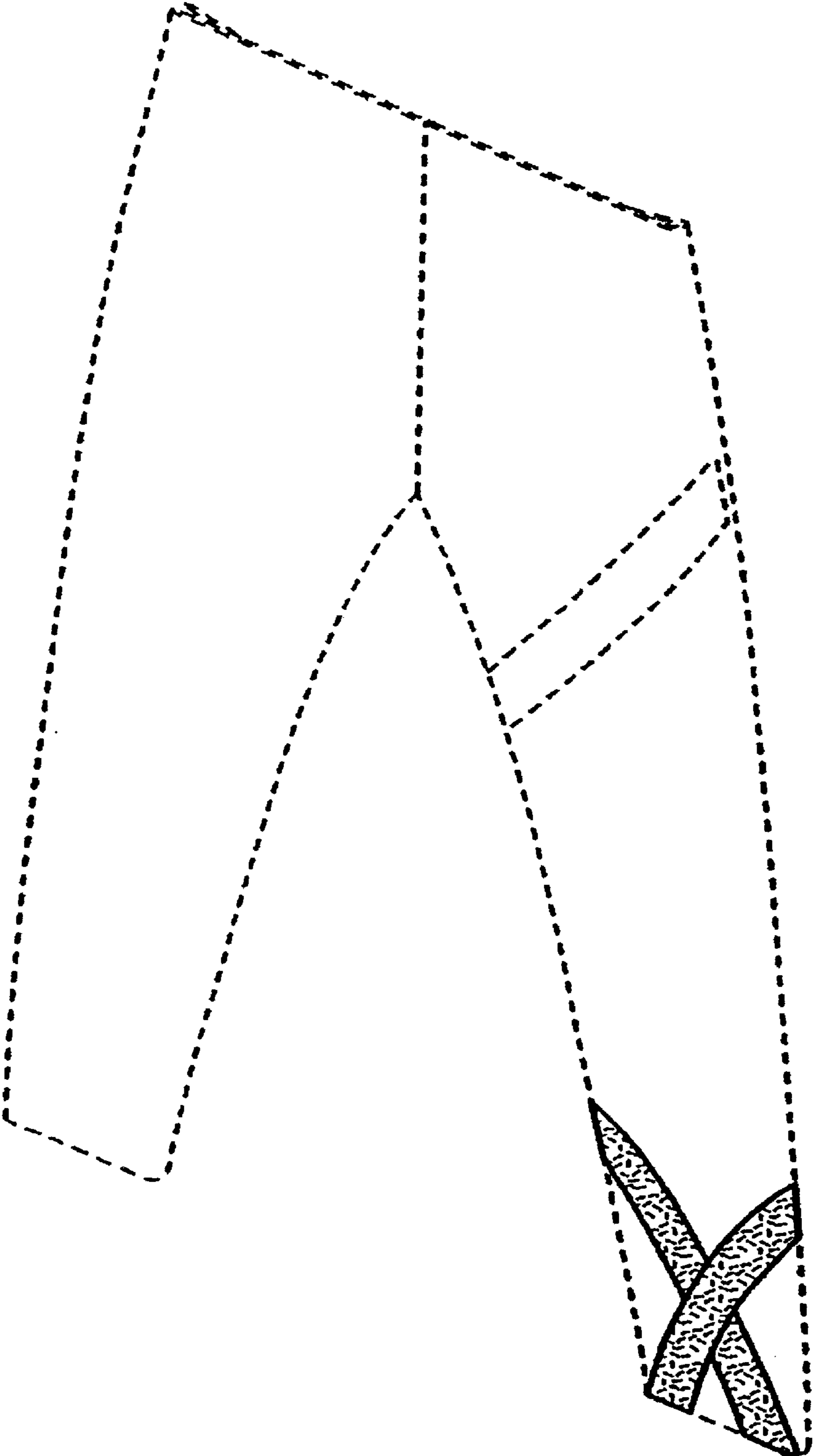


Fig. 5

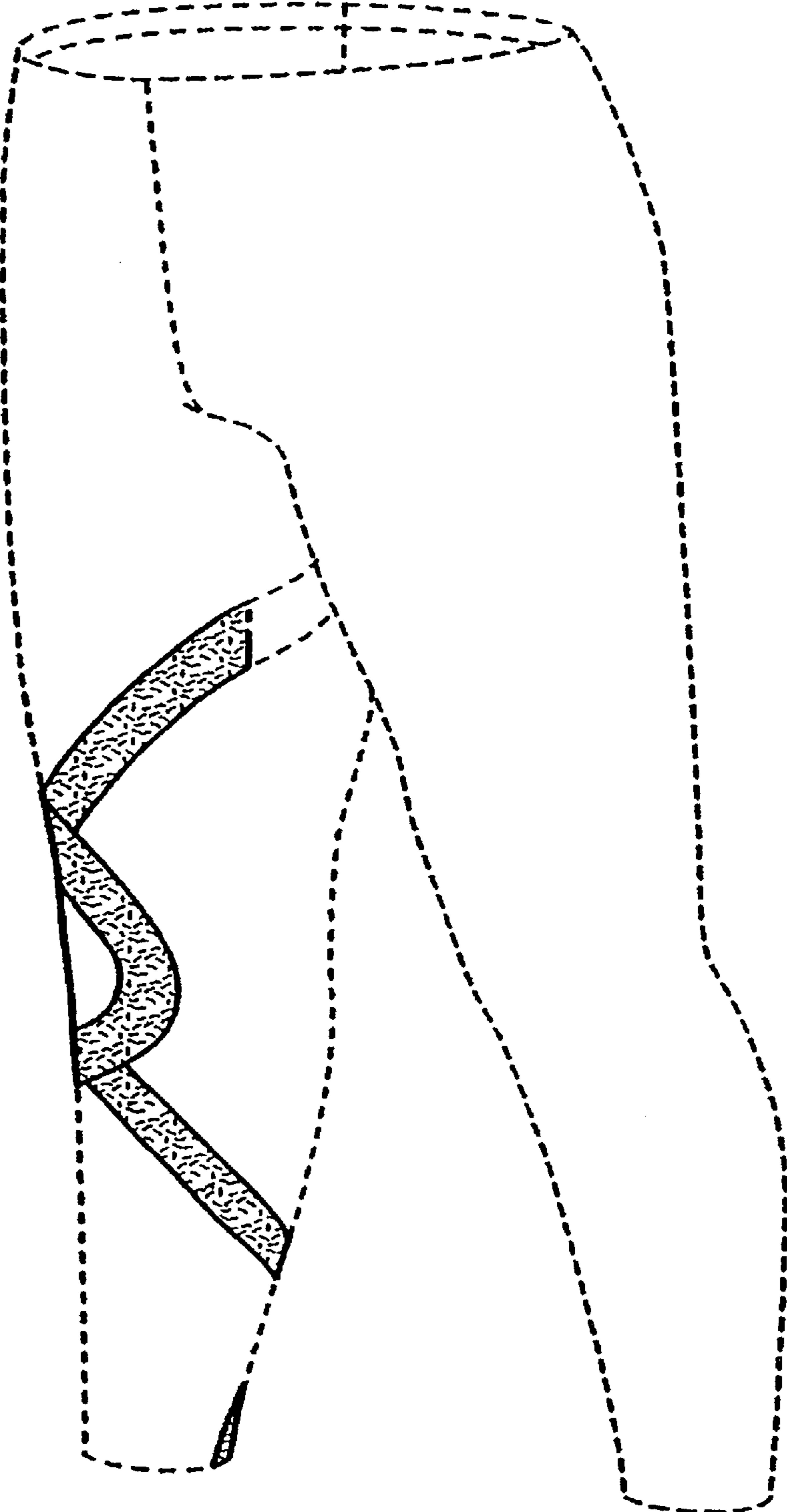


Fig. 6

