



US00D517264S

(12) **United States Design Patent**
Wheeler

(10) **Patent No.:** **US D517,264 S**
(45) **Date of Patent:** **** Mar. 14, 2006**

(54) **LAUNDRY BASKET WITH SIDE COMPARTMENTS**

(76) Inventor: **Lakeya Wheeler**, 2131 Etting Ter., Philadelphia, PA (US) 19145

(**) Term: **14 Years**

(21) Appl. No.: **29/197,704**

(22) Filed: **Jan. 20, 2004**

(51) **LOC (8) Cl.** **07-07**

(52) **U.S. Cl.** **D32/37**

(58) **Field of Classification Search** D32/37;
D3/304, 307, 309, 308, 310, 311; 220/500,
220/503-505, 553, 555, 676, 771, DIG. 12,
220/DIG. 13, DIG. 14

See application file for complete search history.

(56) **References Cited**

U.S. PATENT DOCUMENTS

882,935 A * 3/1908 Engel 220/553 X
D134,134 S * 10/1942 Kyle D32/37
2,799,424 A * 7/1957 Good 220/553 X

4,981,232 A 1/1991 Wynn 220/532
D316,466 S * 4/1991 Veasey D32/37
D392,431 S 3/1998 Schallern D32/37
6,321,929 B1 11/2001 Weshler et al. 220/555

* cited by examiner

Primary Examiner—Alan P. Douglas

Assistant Examiner—Lavone D. Tabor

(74) *Attorney, Agent, or Firm*—Goldstein Law Offices, P.C.

(57) **CLAIM**

The ornamental design for a laundry basket with side compartments, as shown and described.

DESCRIPTION

FIG. 1 is a perspective view of the laundry basket with side compartments.

FIG. 2 is a front elevational view thereof.

FIG. 3 is a rear elevational view thereof.


FIG. 4 is a right side elevational view thereof.

FIG. 5 is a left side elevational view thereof.

FIG. 6 is a top plan view thereof; and,

FIG. 7 is a bottom plan view thereof.

1 Claim, 4 Drawing Sheets






FIG. 1




FIG. 2




FIG. 3

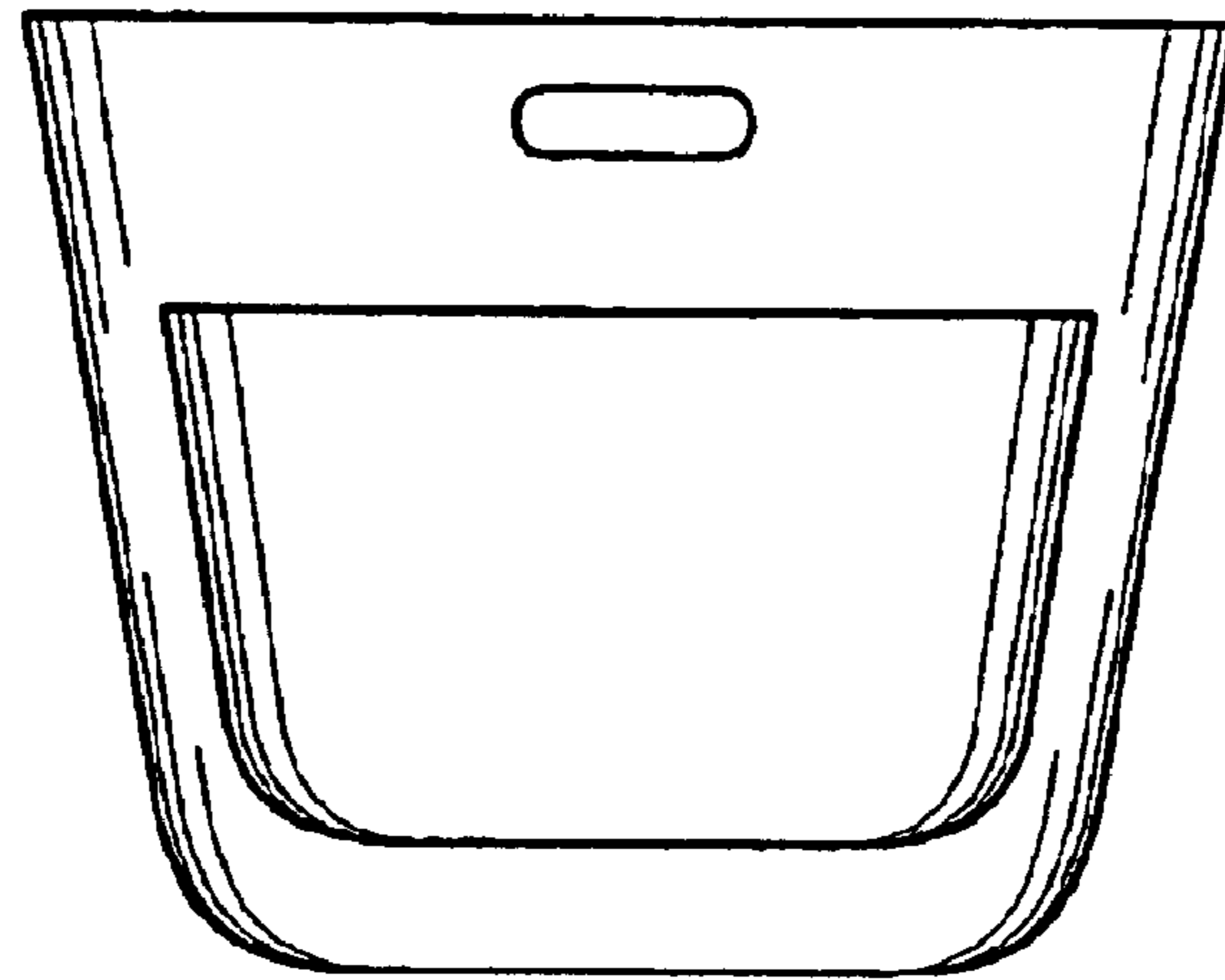


FIG. 4

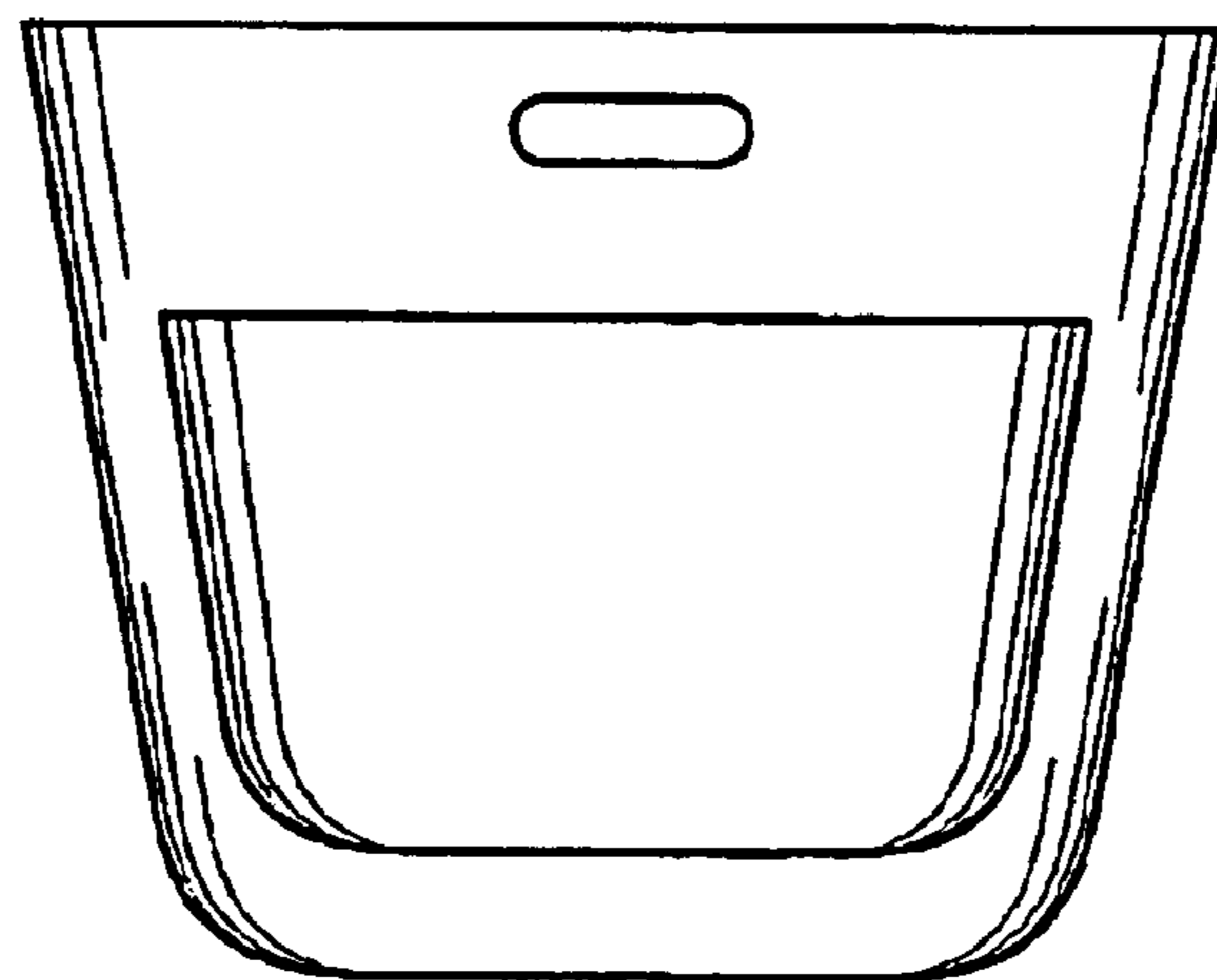


FIG. 5




FIG. 6




FIG. 7