



US00D517261S

(12) **United States Design Patent**  
**Scheifele et al.**

(10) **Patent No.: US D517,261 S**  
(45) **Date of Patent: \*\* Mar. 14, 2006**

(54) **HOSE CONNECTOR DOOR FOR A FLOOR CARE APPLIANCE**

(75) Inventors: **Kevin E. Scheifele**, Tallmadge, OH (US); **Ryan R. Berger**, Columbus, OH (US); **Jeffrey T. DeBord**, Worthington, OH (US); **Sean D. Montag**, Westerville, OH (US); **Jay F. Perkins**, Pickerington, OH (US)

(73) Assignee: **The Hoover Company**, North Canton, OH (US)

(\*\*) Term: **14 Years**

(21) Appl. No.: **29/215,489**

(22) Filed: **Oct. 19, 2004**

(51) **LOC (8) Cl.** ..... **15-05**

(52) **U.S. Cl.** ..... **D32/25**

(58) **Field of Classification Search** ..... D32/25, D32/32, 15, 17, 30, 16, 19, 33, 34, 18, 21, D32/22, 31, 23, 24; 15/321, 323, 353  
See application file for complete search history.

(56) **References Cited**

**U.S. PATENT DOCUMENTS**

D375,593 S \* 11/1996 Wareham ..... D32/31

D384,452 S \* 9/1997 Wareham ..... D32/31  
D434,887 S \* 12/2000 Wareham ..... D32/32  
D473,356 S \* 4/2003 Archer et al. .... D32/31  
D499,518 S \* 12/2004 Downey et al. .... D32/32  
D505,527 S \* 5/2005 Archer et al. .... D32/25  
D506,049 S \* 6/2005 Santiago et al. .... D32/32  
D507,087 S \* 7/2005 Archer ..... D32/32

\* cited by examiner

*Primary Examiner*—Louis S. Zarfaz

*Assistant Examiner*—Kathleen M. Sims

(74) *Attorney, Agent, or Firm*—A. Burgess Lowe; Michael J. Corrigan

(57) **CLAIM**

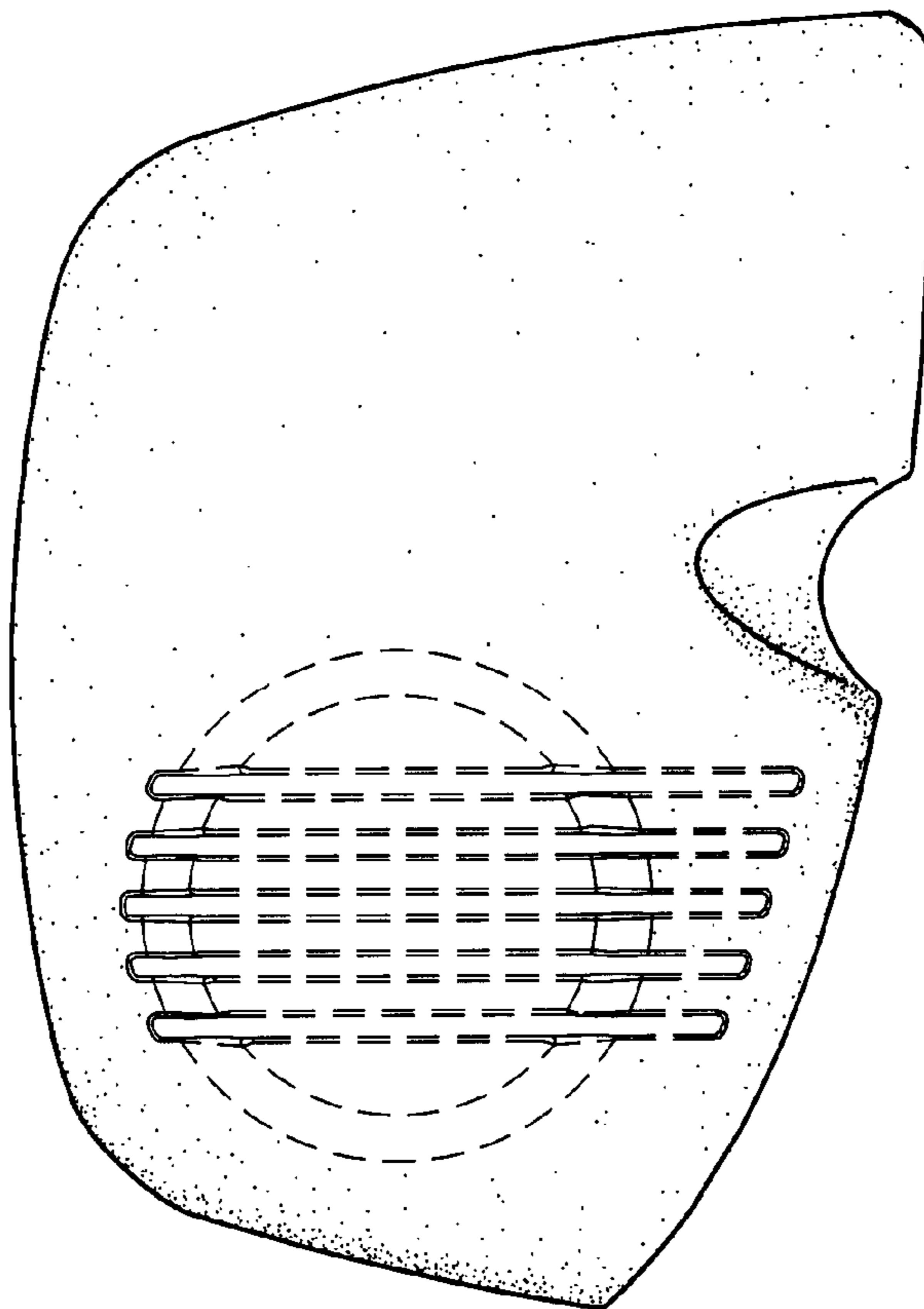
The ornamental design for a hose connector door for a floor care appliance, as shown and described.

**DESCRIPTION**

FIG. 1 is a rear perspective view of a hose connector door for a floor care appliance showing our new design; FIG. 2 is a left side view thereof; FIG. 3 is a front view thereof; and, FIG. 4 is a right side view thereof.

The portion shown in dashed lines is shown for illustrative purposes only and forms no part of the claimed design.

**1 Claim, 2 Drawing Sheets**



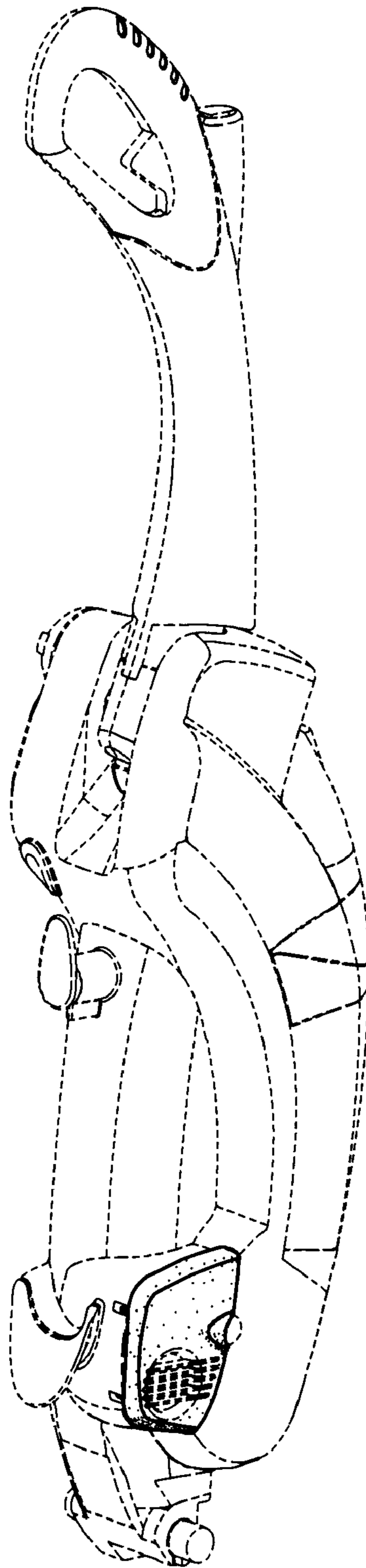


FIG-1

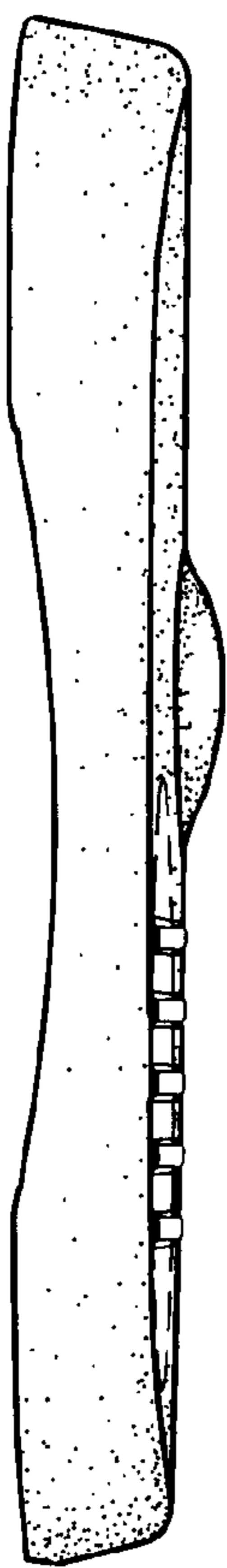


FIG-2

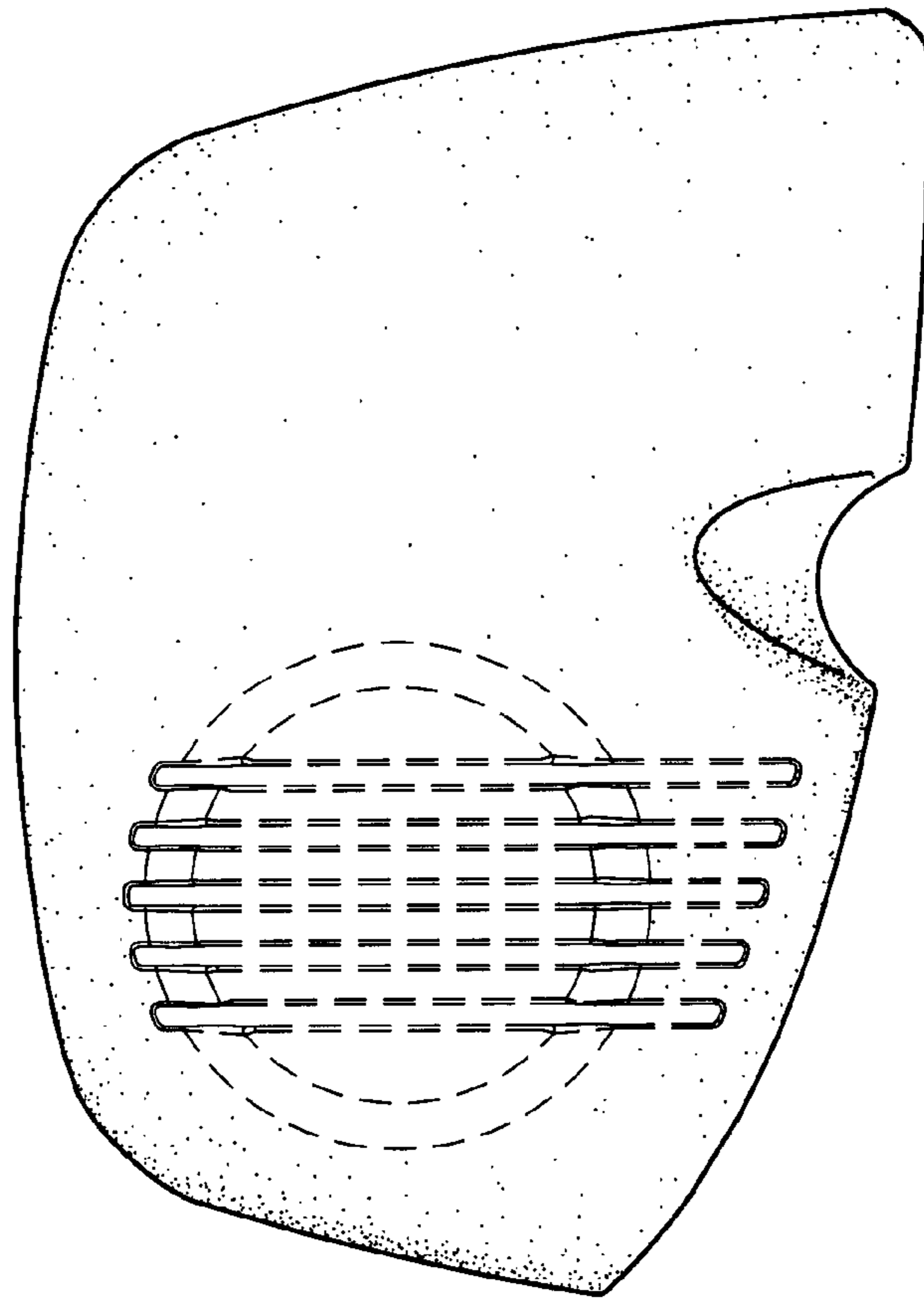


FIG-3

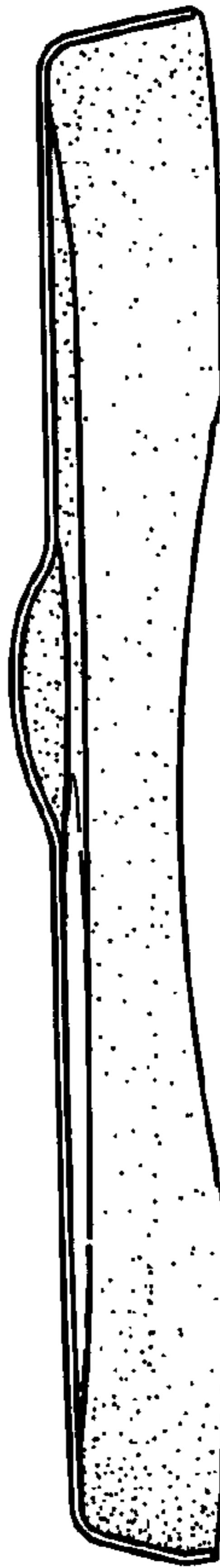


FIG-4