



US00D517254S

(12) **United States Design Patent**  
**Geyer**

(10) **Patent No.:** **US D517,254 S**  
(45) **Date of Patent:** **\*\* Mar. 14, 2006**

(54) **WASHER DRYER COMBINATION**

D298,873 S \* 12/1988 Erickson et al. .... D32/5

(75) **Inventor:** **Johannes Geyer, Gronsdorf (DE)**

\* cited by examiner

(73) **Assignee:** **BSH Bosch und Siemens Hausgeraete GmbH, Munich (DE)**

*Primary Examiner*—Robert A. Delehanty  
(74) *Attorney, Agent, or Firm*—John T. Winburn; Russell W. Warnock; Craig J. Loest

(\*\*) **Term:** **14 Years**

(21) **Appl. No.:** **29/214,036**

(22) **Filed:** **Sep. 27, 2004**

(30) **Foreign Application Priority Data**

Mar. 26, 2005 (EM) ..... 000162680

(51) **LOC (8) Cl.** ..... **15-05**

(52) **U.S. Cl.** ..... **D32/5**

(58) **Field of Classification Search** ..... D32/1,  
D32/5-10, 25, 28; 68/3 R, 5 R, 12.01; 34/523-524,  
34/87-88; 312/31

See application file for complete search history.

(56) **References Cited**

**U.S. PATENT DOCUMENTS**

2,687,578 A \* 8/1954 Richterkessing ..... 34/87

(57) **CLAIM**

The ornamental design for a washer dryer combination, as shown and described.

**DESCRIPTION**

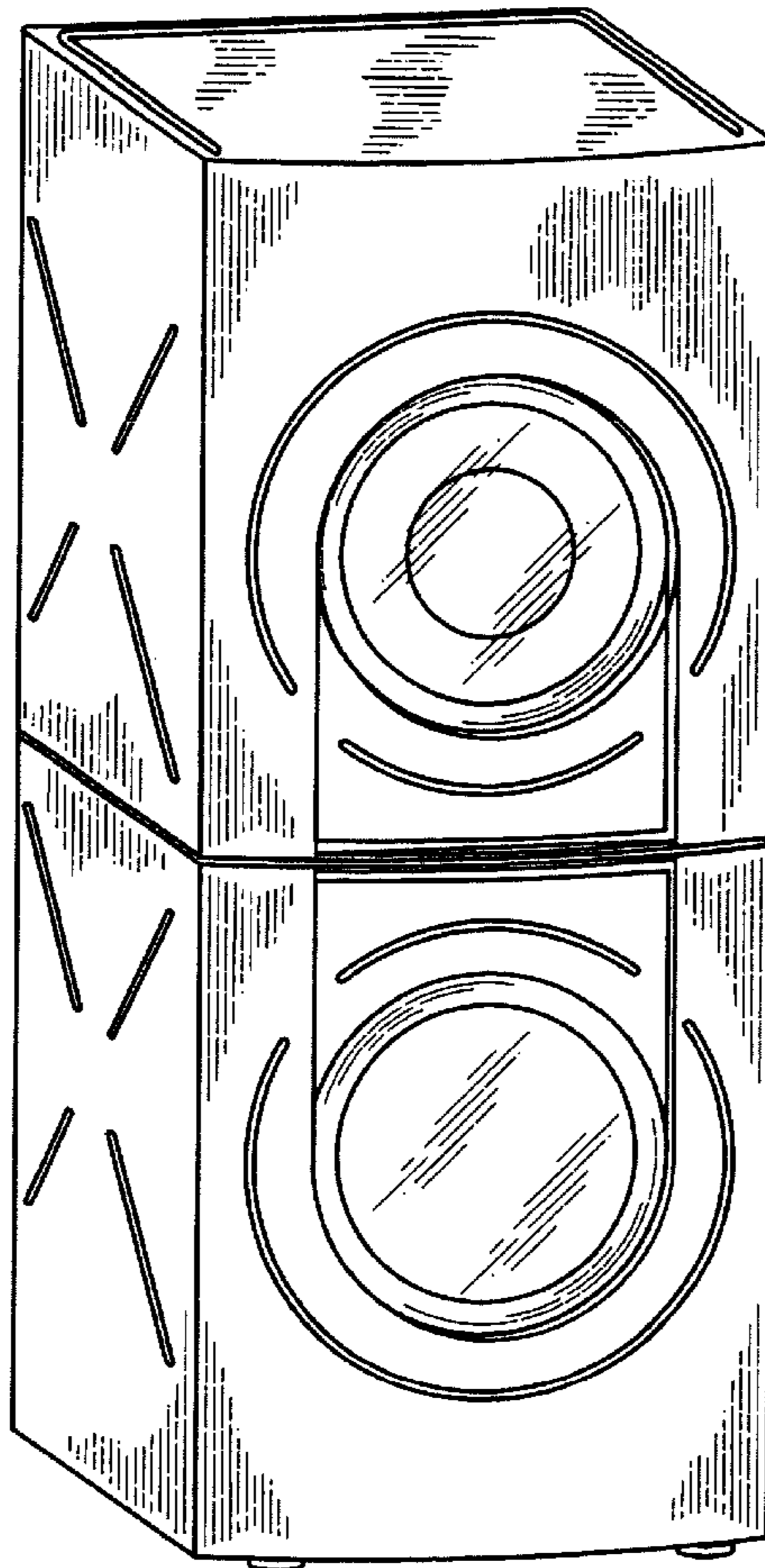
FIG. 1 is a perspective view of a washer dryer combination showing my ornamental design;

FIG. 2 is a front plan view of the washer dryer combination embodiment shown in FIG. 1;

FIG. 3 is a rear elevation view of the washer dryer combination embodiment shown in FIG. 1; and,

FIG. 4 is a top plan view of the washer dryer combination embodiment shown in FIG. 1.

**1 Claim, 2 Drawing Sheets**



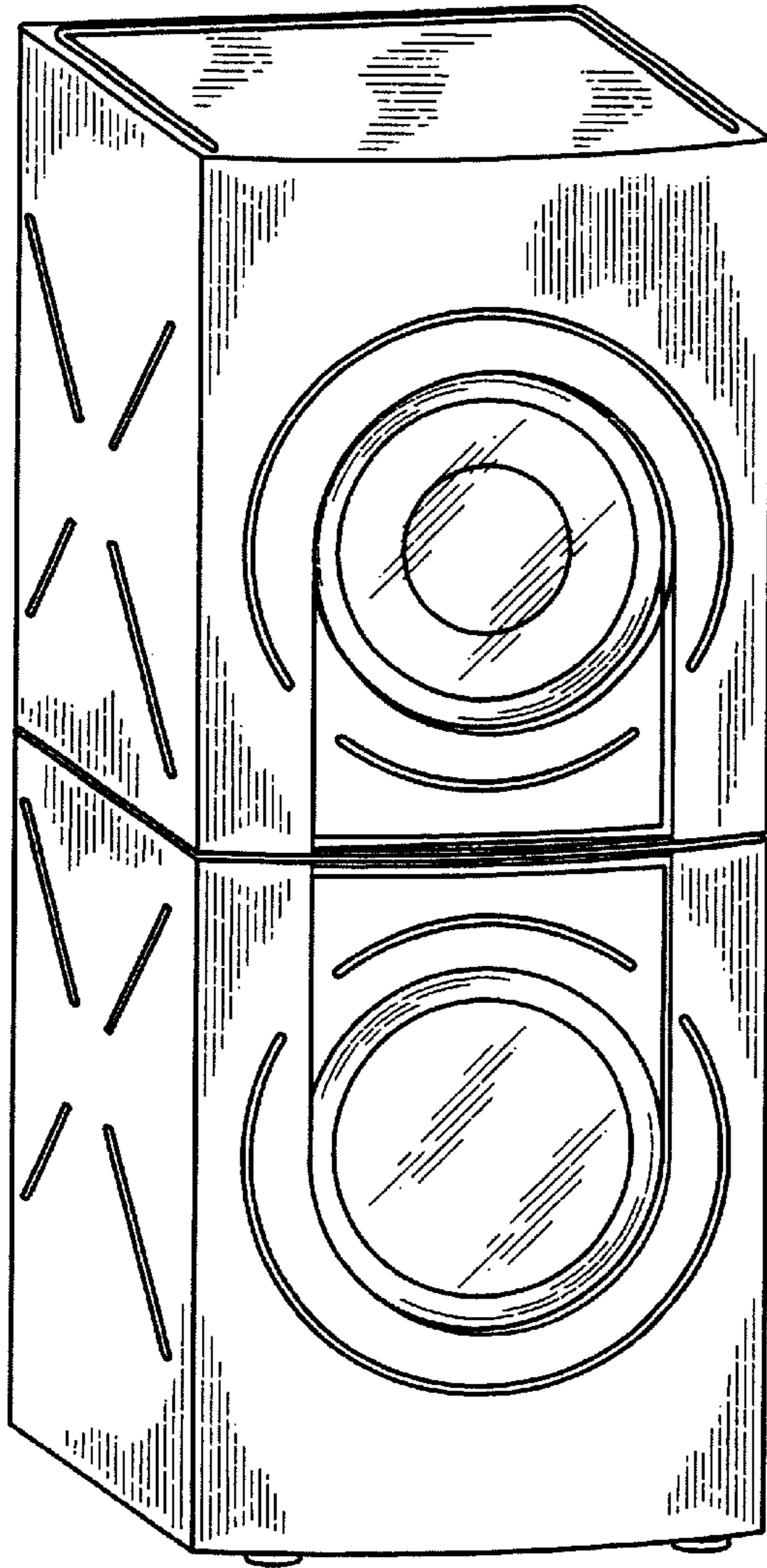


FIG. 1

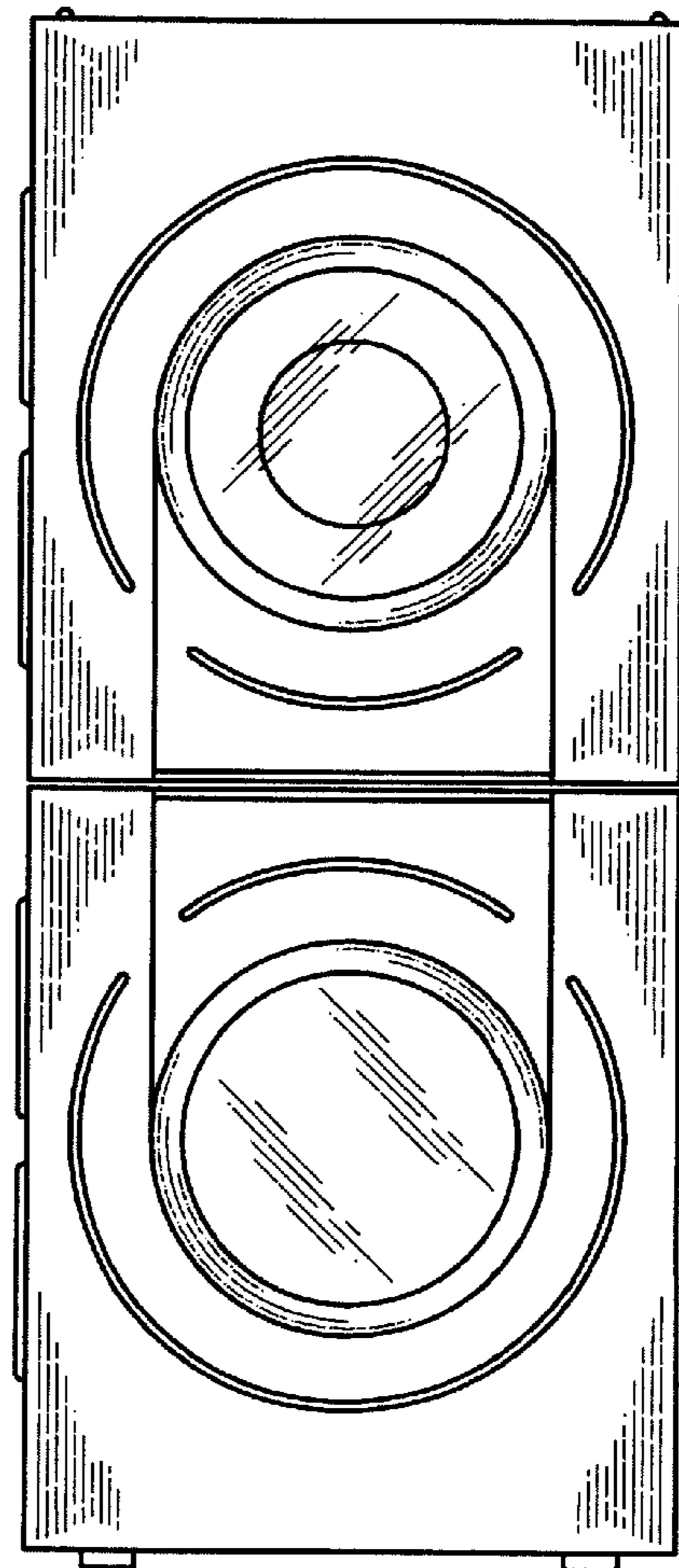


FIG. 2

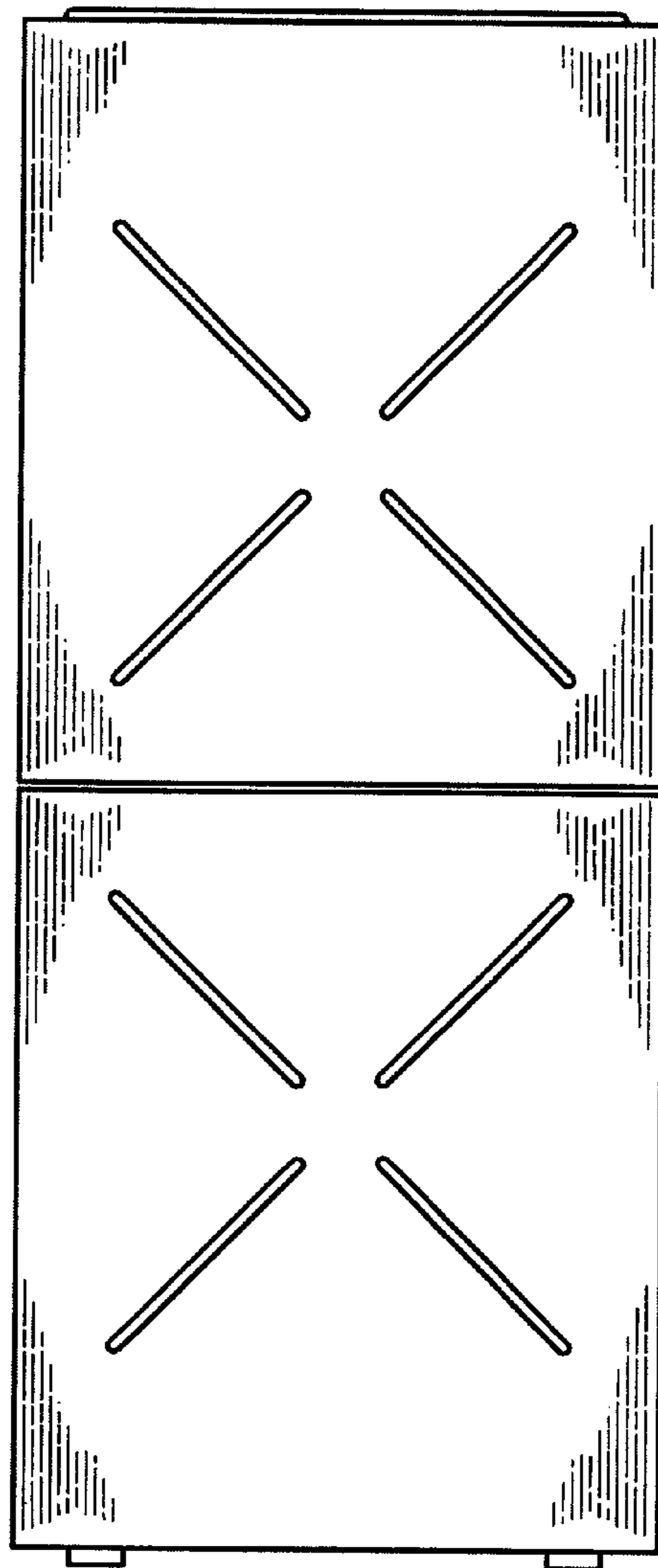


FIG. 3




FIG. 4