



US00D517252S

(12) **United States Design Patent**  
**Kirk**

(10) **Patent No.:** **US D517,252 S**  
(45) **Date of Patent:** **\*\* Mar. 14, 2006**

- (54) **DISHWASHER DOOR**
- (75) Inventor: **Antony J. Kirk**, St. Joseph, MI (US)
- (73) Assignee: **Whirlpool Corporation**, Benton Harbor, MI (US)
- (\*\*) Term: **14 Years**
- (21) Appl. No.: **29/227,684**
- (22) Filed: **Apr. 14, 2005**
- (51) **LOC (8) Cl.** ..... **15-05**
- (52) **U.S. Cl.** ..... **D32/3**
- (58) **Field of Classification Search** ..... D32/2,  
D32/3; 68/112; 34/596, 601, 603; 312/228,  
312/109; D7/349, 405; 134/57 D, 57 DL,  
134/58 DL  
See application file for complete search history.

- D459,843 S \* 7/2002 Richardson ..... D32/3
- D460,841 S \* 7/2002 Richardson ..... D32/2
- D472,023 S \* 3/2003 Jones et al. .... D32/3
- D493,580 S \* 7/2004 Ott et al. .... D32/3
- D495,451 S \* 8/2004 Ott et al. .... D32/3

\* cited by examiner

*Primary Examiner*—Louis S. Zarfaz  
*Assistant Examiner*—Kathleen Sims  
(74) *Attorney, Agent, or Firm*—Clifton G. Green; Robert O. Rice; John F. Colligan

(57) **CLAIM**

The ornamental design for a dishwasher door, as shown and described.

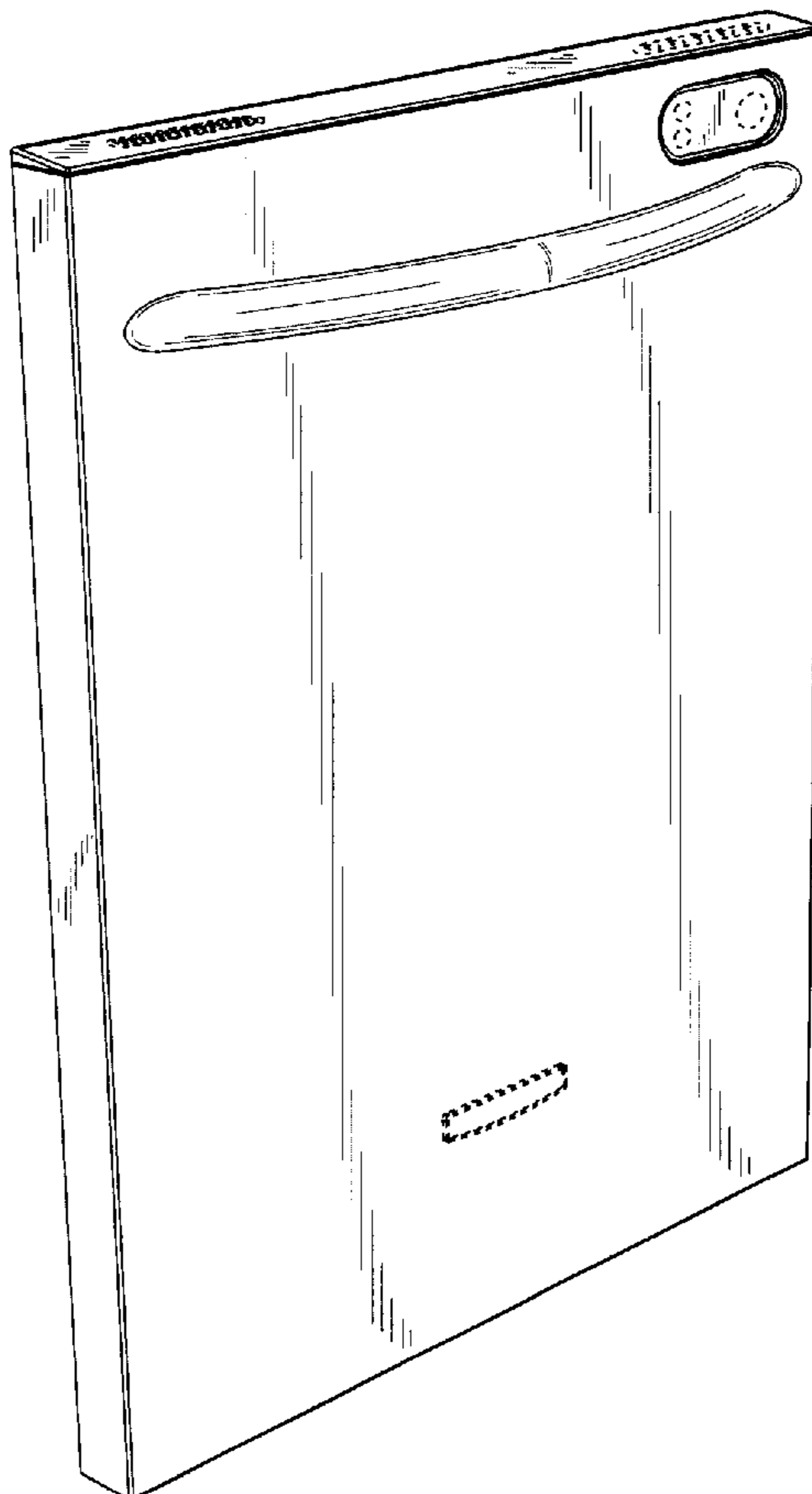
**DESCRIPTION**

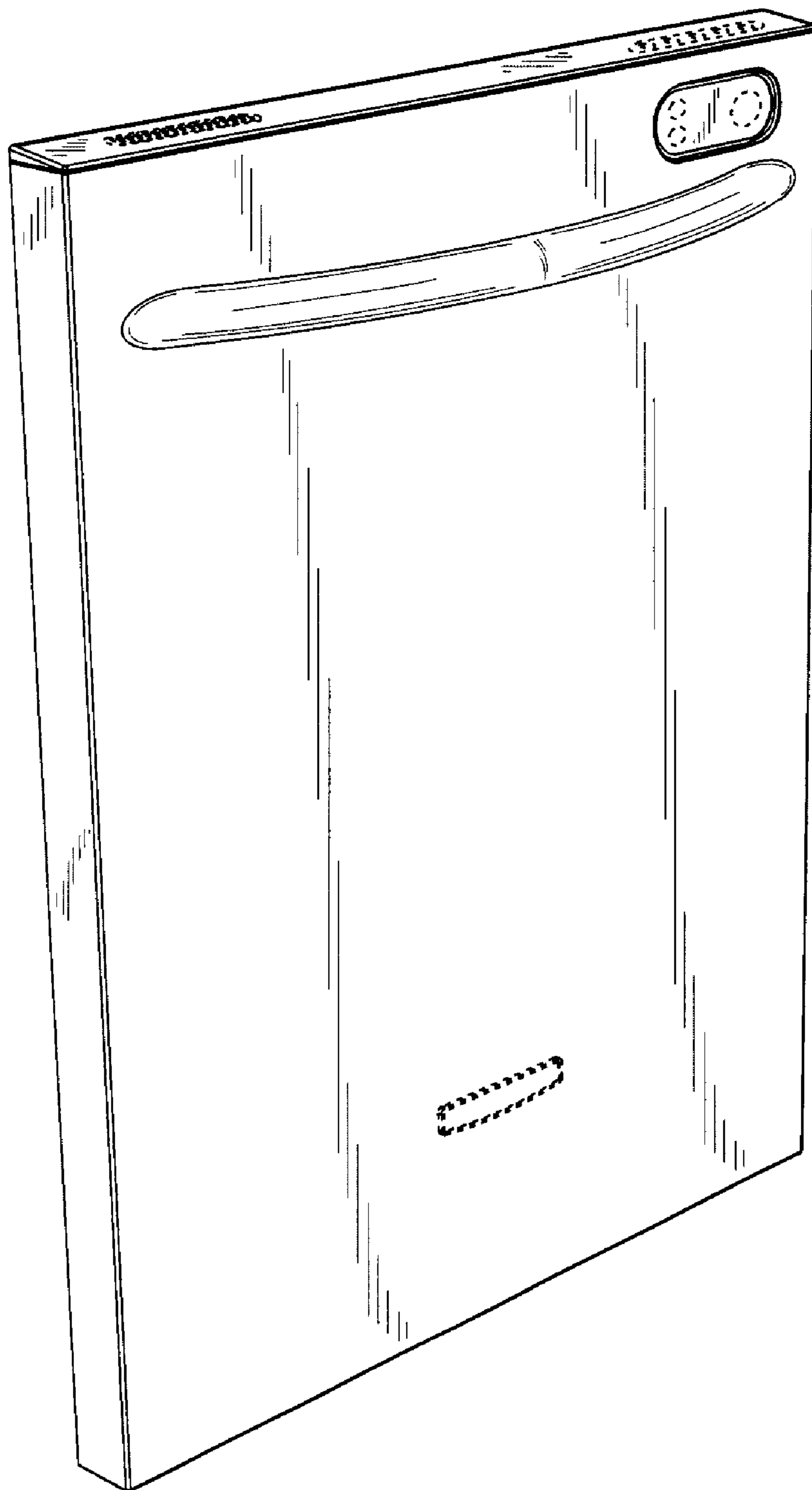
FIG. 1 is a front perspective view of the design of the dishwasher door;  
FIG. 2 is a front elevational view thereof;  
FIG. 3 is a top plan view thereof; and,  
FIG. 4 is a right side elevational view with the left side being a mirror image thereof.  
The portion shown in broken lines is for illustrative purposes only and forms no part of the design.

(56) **References Cited**  
U.S. PATENT DOCUMENTS

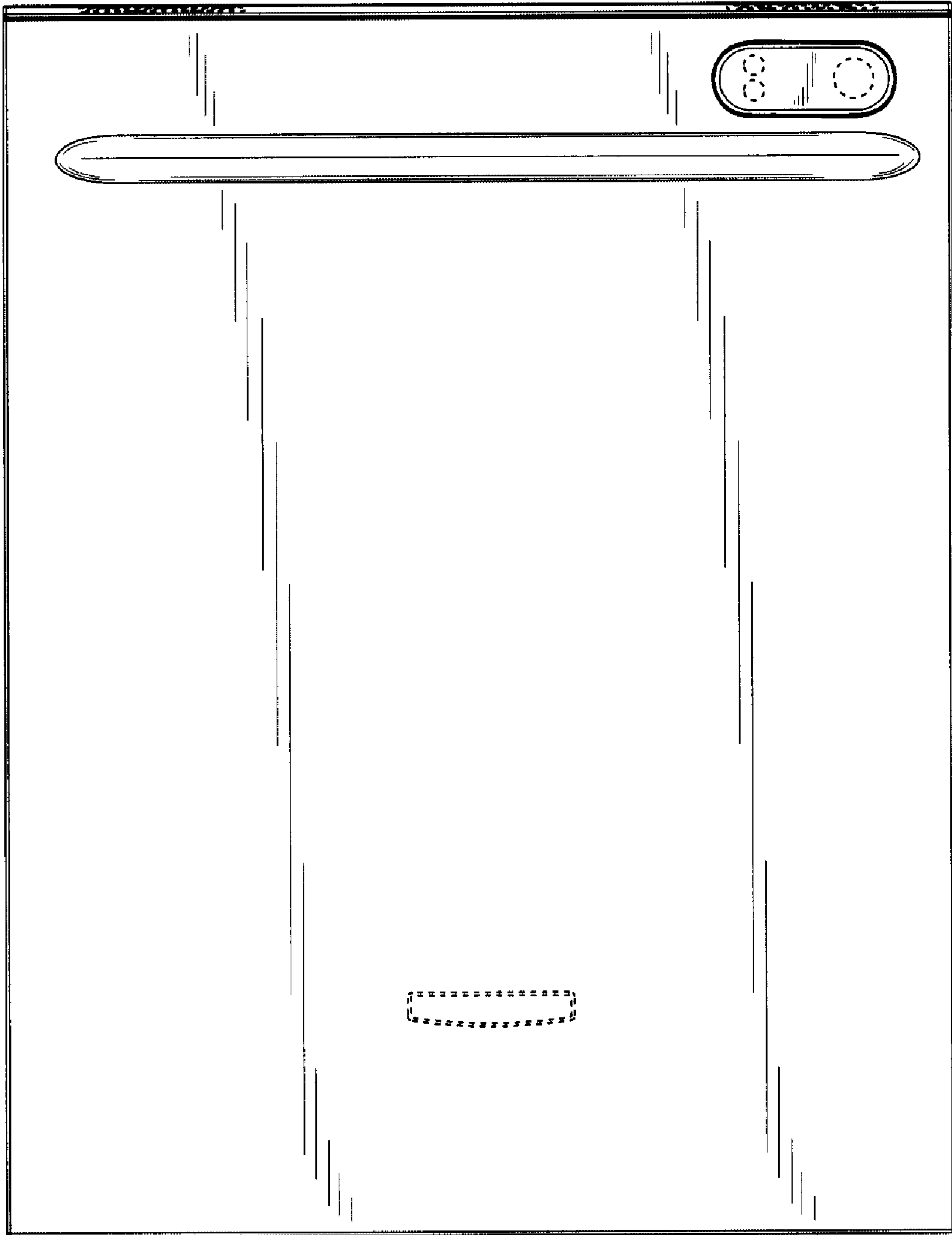
- D183,303 S \* 8/1958 Dushek et al. .... D32/2
- 3,861,413 A \* 1/1975 Woehler ..... 137/334
- D320,487 S \* 10/1991 Marks et al. .... D32/3
- D320,489 S \* 10/1991 Marks et al. .... D32/3
- D418,952 S \* 1/2000 Roberts ..... D32/3

**1 Claim, 3 Drawing Sheets**

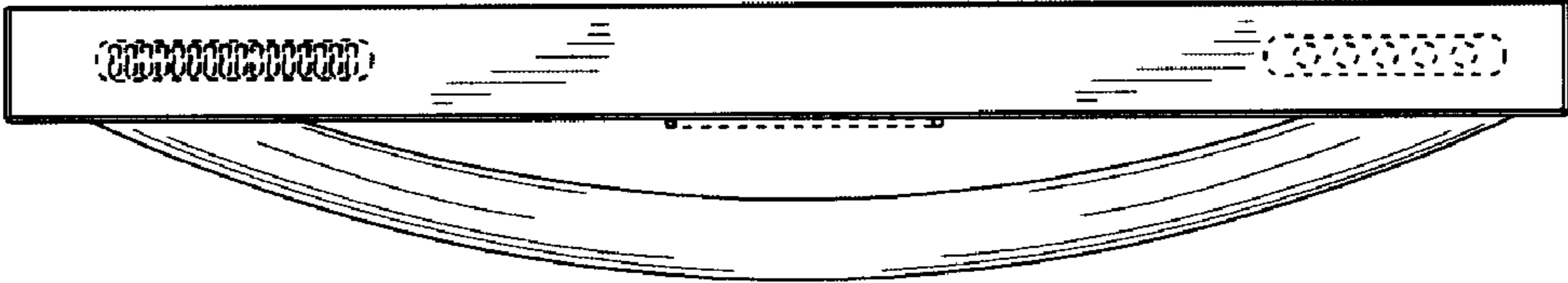





**Fig. 1**



**Fig. 2**



**Fig. 3**



**Fig. 4**