



US00D517236S

(12) **United States Design Patent**  
**Lee**

(10) **Patent No.:** **US D517,236 S**  
(45) **Date of Patent:** **\*\* Mar. 14, 2006**

(54) **DECORATIVE LAMP**

(75) **Inventor:** **Steve Lee**, Park Ridge, IL (US)

(73) **Assignee:** **LumiSource, Inc.**, Elk Grove Village, IL (US)

(\*\*) **Term:** **14 Years**

(21) **Appl. No.:** **29/219,225**

(22) **Filed:** **Dec. 14, 2004**

(51) **LOC (8) Cl.** ..... **26-03**

(52) **U.S. Cl.** ..... **D26/103**

(58) **Field of Classification Search** ..... D26/93-112,  
D26/67, 68, 138, 141; 362/410-414, 285,  
362/306, 431

See application file for complete search history.

(56) **References Cited**

**U.S. PATENT DOCUMENTS**

D230,304 S \* 2/1974 Sara ..... D26/103  
5,626,418 A \* 5/1997 Angelis, Sr. et al. .... 362/431

\* cited by examiner

*Primary Examiner*—Alan P. Douglas

*Assistant Examiner*—Linda Brooks

(74) *Attorney, Agent, or Firm*—Pauley Petersen & Erickson

(57) **CLAIM**

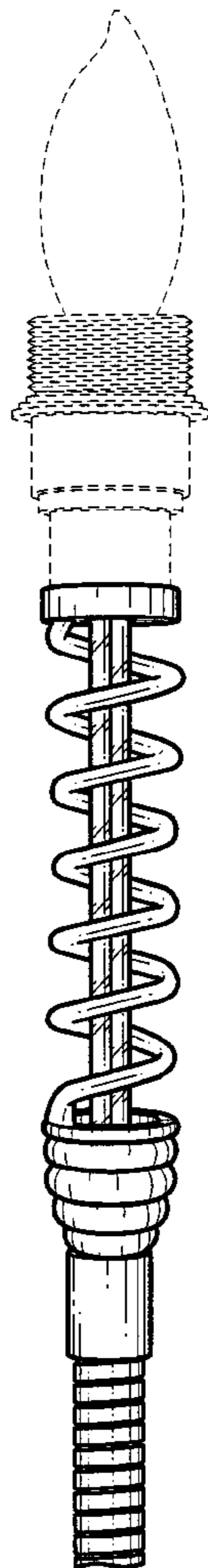
The ornamental design for a decorative lamp, as shown and described.

**DESCRIPTION**

FIG. 1 is a front perspective view of a decorative lamp, according to one preferred embodiment of this invention; FIG. 2 is a front view of the decorative lamp, as shown in FIG. 1; FIG. 3 is a rear view of the decorative lamp, as shown in FIG. 1; FIG. 4 is a top view of the decorative lamp, as shown in FIG. 1; and, FIG. 5 is a bottom view of the decorative lamp, as shown in FIG. 1.

The broken lines shown are for illustrative purposes only and form no part of the claimed design.

**1 Claim, 2 Drawing Sheets**



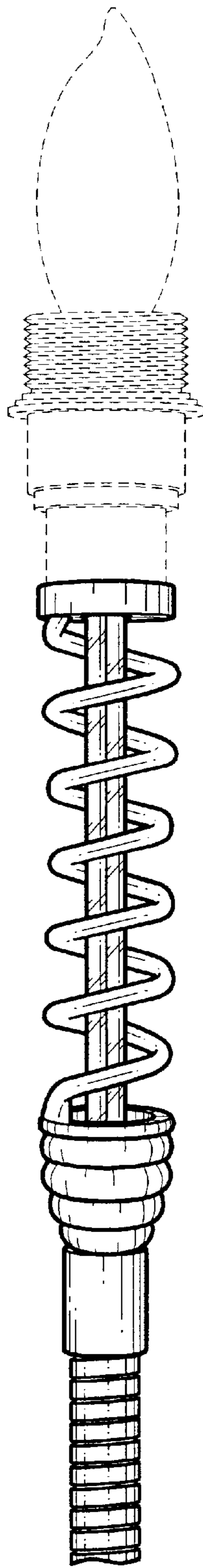


FIG. 1

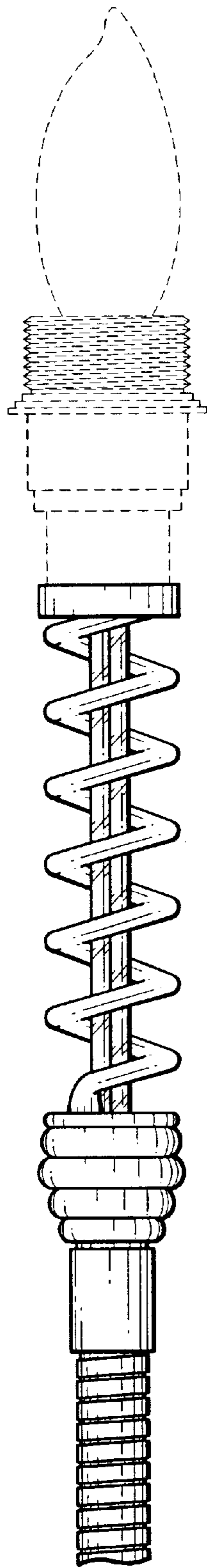


FIG. 2

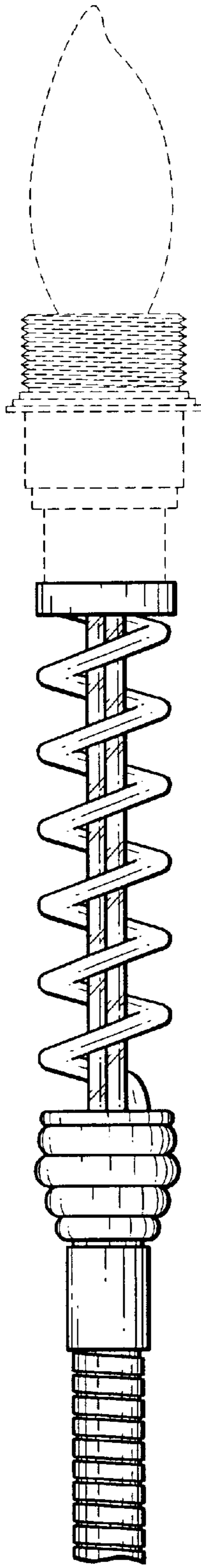


FIG. 3

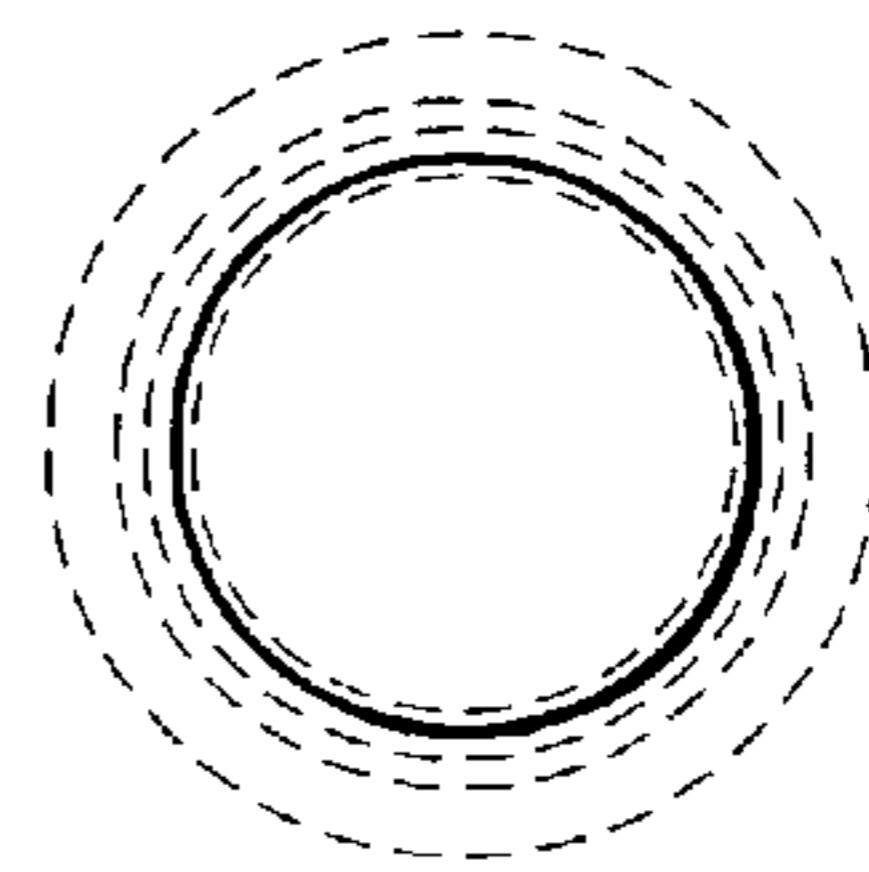


FIG. 4

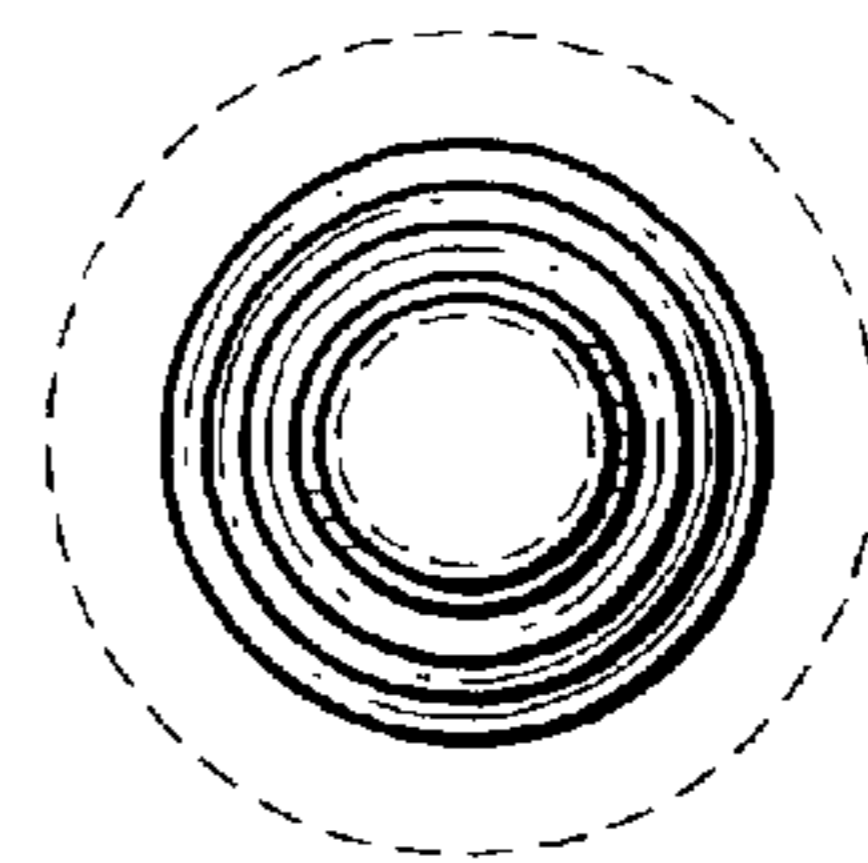


FIG. 5