



US00D517235S

(12) **United States Design Patent**
Vakil et al.

(10) **Patent No.:** **US D517,235 S**
(45) **Date of Patent:** **** Mar. 14, 2006**

- (54) **LIGHT FIXTURE**
- (75) Inventors: **Usman Vakil**, Walnut, CA (US); **Brian John Halliwell**, Walnut, CA (US)
- (73) Assignee: **Lights of America, Inc.**, Walnut, CA (US)
- (**) Term: **14 Years**
- (21) Appl. No.: **29/232,085**
- (22) Filed: **Jun. 14, 2005**

- D356,382 S * 3/1995 Jaksich D26/75
- D444,587 S * 7/2001 Hastings et al. D26/76
- D463,058 S * 9/2002 Nourishad D26/76
- D486,263 S * 2/2004 Grothe et al. D26/118
- D496,122 S * 9/2004 Kan D26/76

* cited by examiner

Primary Examiner—Clare E Heflin
(74) *Attorney, Agent, or Firm*—Bergman Kuta LLP;
Christine M. Kuta

Related U.S. Application Data

- (62) Division of application No. 29/189,392, filed on Sep. 3, 2003.
- (51) **LOC (8) Cl.** **26-03**
- (52) **U.S. Cl.** **D26/76**
- (58) **Field of Classification Search** D26/72,
D26/75-78, 80; 362/217-225, 147
See application file for complete search history.

(57) **CLAIM**

The ornamental design for a light fixture, as shown and described.

DESCRIPTION

FIG. 1 is an upper-front perspective view of a light fixture; FIG. 2 is a front view of the light fixture of FIG. 2; FIG. 3 is a rear view of the light fixture of FIG. 2; FIG. 4 is a top view of the light fixture of FIG. 2; FIG. 5 is a bottom view of the light fixture of FIG. 2; FIG. 6 is a side view of the light fixture of FIG. 2; and, FIG. 7 is a further side view of the light fixture of FIG. 2.

(56) **References Cited**

U.S. PATENT DOCUMENTS

- D330,269 S * 10/1992 Hong D26/76

1 Claim, 2 Drawing Sheets

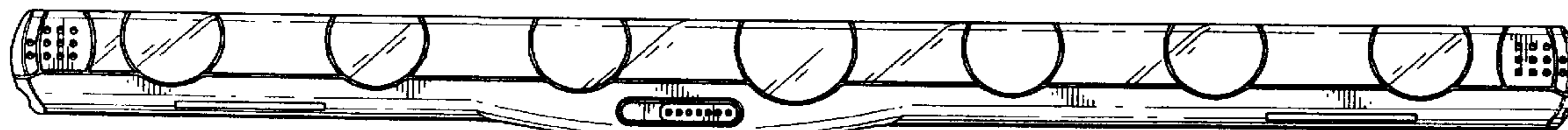




FIGURE 1




FIGURE 2

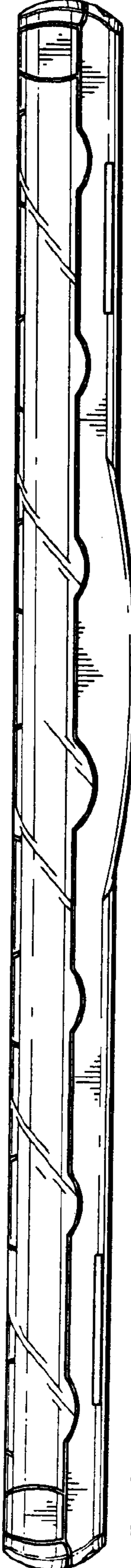


FIGURE 3

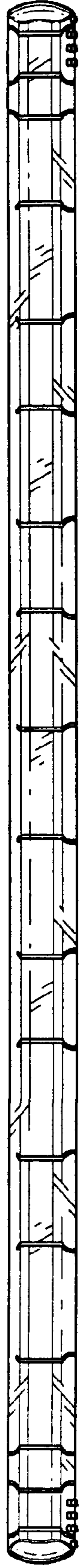


FIGURE 4

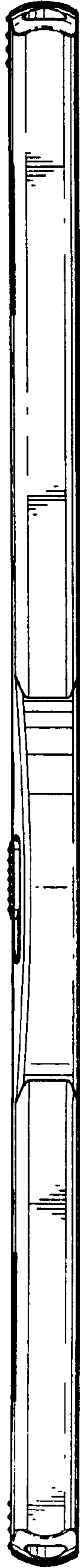


FIGURE 5

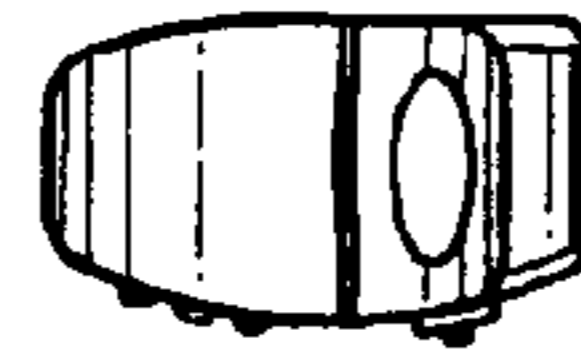


FIGURE 6

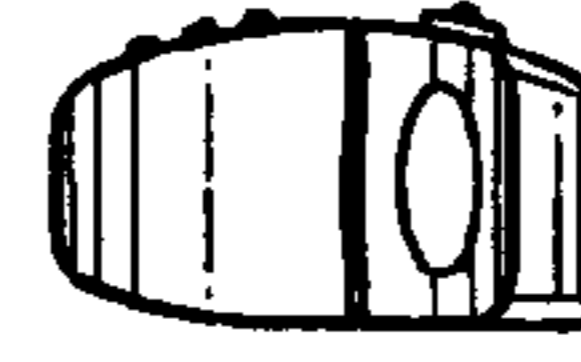


FIGURE 7