



US00D517228S

(12) **United States Design Patent** (10) **Patent No.:** **US D517,228 S**  
**Pfeiffer et al.** (45) **Date of Patent:** **\*\* Mar. 14, 2006**

(54) **SURFACE CONFIGURATION OF A HEADLIGHT FOR A VEHICLE**

(75) Inventors: **Peter Pfeiffer**, Boeblingen (DE);  
**Hans-Dieter Futschik**, Gechingen (DE);  
**Gorden Wagener**, Stuttgart (DE);  
**Holger Hutzenlaub**, Boeblingen (DE)

(73) Assignee: **DaimlerChrysler AG**, Stuttgart (DE)

(\*\*) Term: **14 Years**

(21) Appl. No.: **29/199,295**

(22) Filed: **Feb. 13, 2004**

(51) **LOC (8) Cl.** ..... **26-06**

(52) **U.S. Cl.** ..... **D26/28**

(58) **Field of Classification Search** ..... D26/28-36;  
362/459-468, 473-476, 485-487  
See application file for complete search history.

(56) **References Cited**

**U.S. PATENT DOCUMENTS**

D464,749 S	*	10/2002	Murkett	.....	D26/28
D472,656 S	*	4/2003	Pfeiffer et al.	.....	D26/28
D481,807 S	*	11/2003	Honer	.....	D26/28
D494,292 S	*	8/2004	Pfeiffer et al.	.....	D26/28

\* cited by examiner

*Primary Examiner*—Marcus A. Jackson

(74) *Attorney, Agent, or Firm*—Crowell & Moring LLP

(57) **CLAIM**

The ornamental design for a surface configuration of a headlight for a vehicle, as shown and described.

**DESCRIPTION**

This application is related to the following co-pending application, of the inventors, filed on even date herewith: Application Ser. No. 29/199,263, entitled "Surface Configuration of a Vehicle, Toy and/or Other Replicas".

FIG. 1 is a front view of a first embodiment of a surface configuration of a headlight for a vehicle according to our novel design;

FIG. 2 is a side view of the first embodiment of the surface configuration of a headlight for a vehicle according to our novel design;

FIG. 3 is a perspective view of the first embodiment of the surface configuration of a headlight for a vehicle according to our novel design;

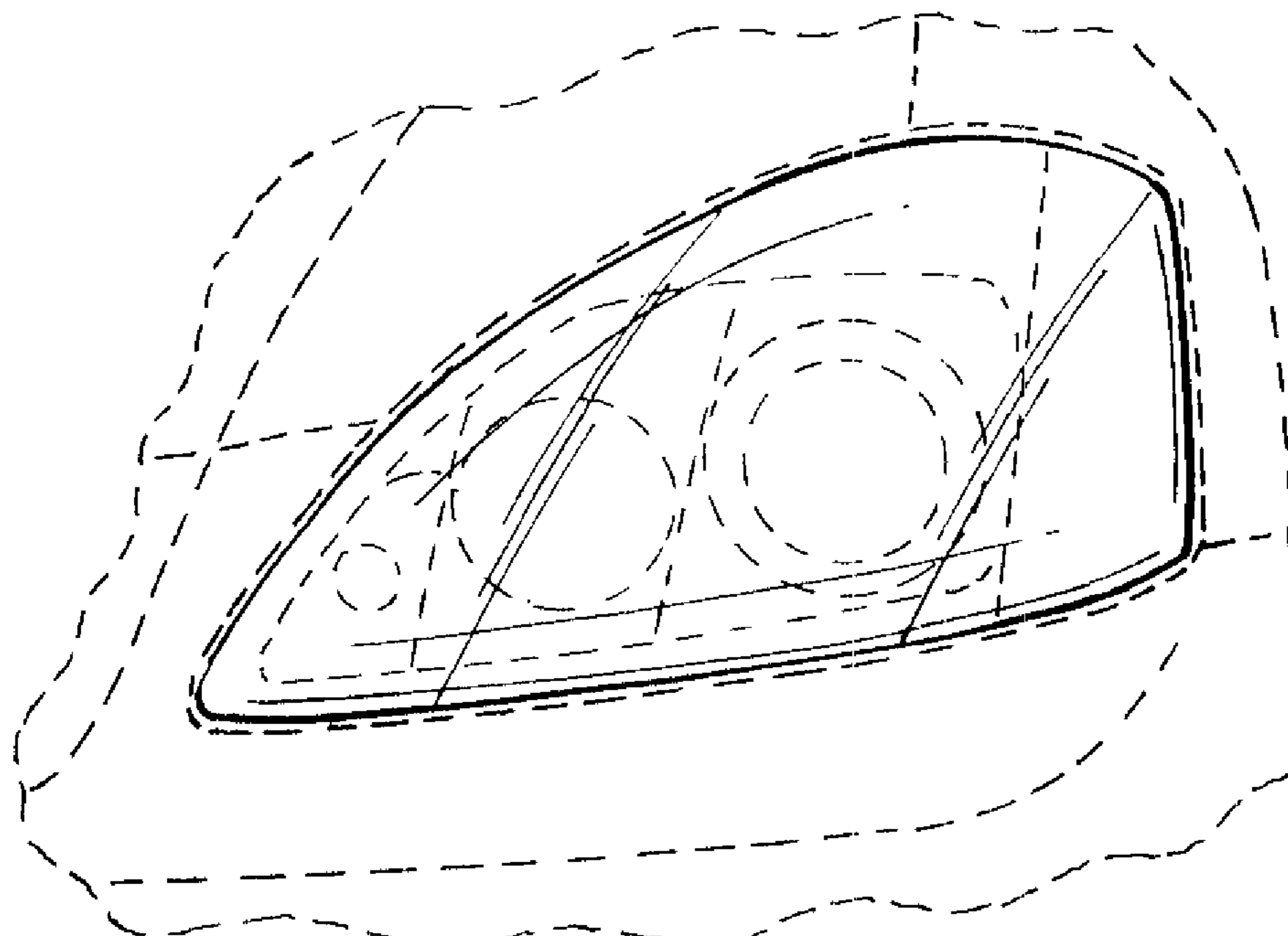
FIG. 4 is a front view of a second embodiment of the surface configuration of a headlight for a vehicle according to our novel design;

FIG. 5 is a side view of the second embodiment of the surface configuration of a headlight for a vehicle according to our novel design; and,

FIG. 6 is a perspective view of the second embodiment of the surface configuration of a headlight for a vehicle according to our novel design.

The broken lines are for illustrative purposes only and form no part of the claimed design.

**1 Claim, 2 Drawing Sheets**



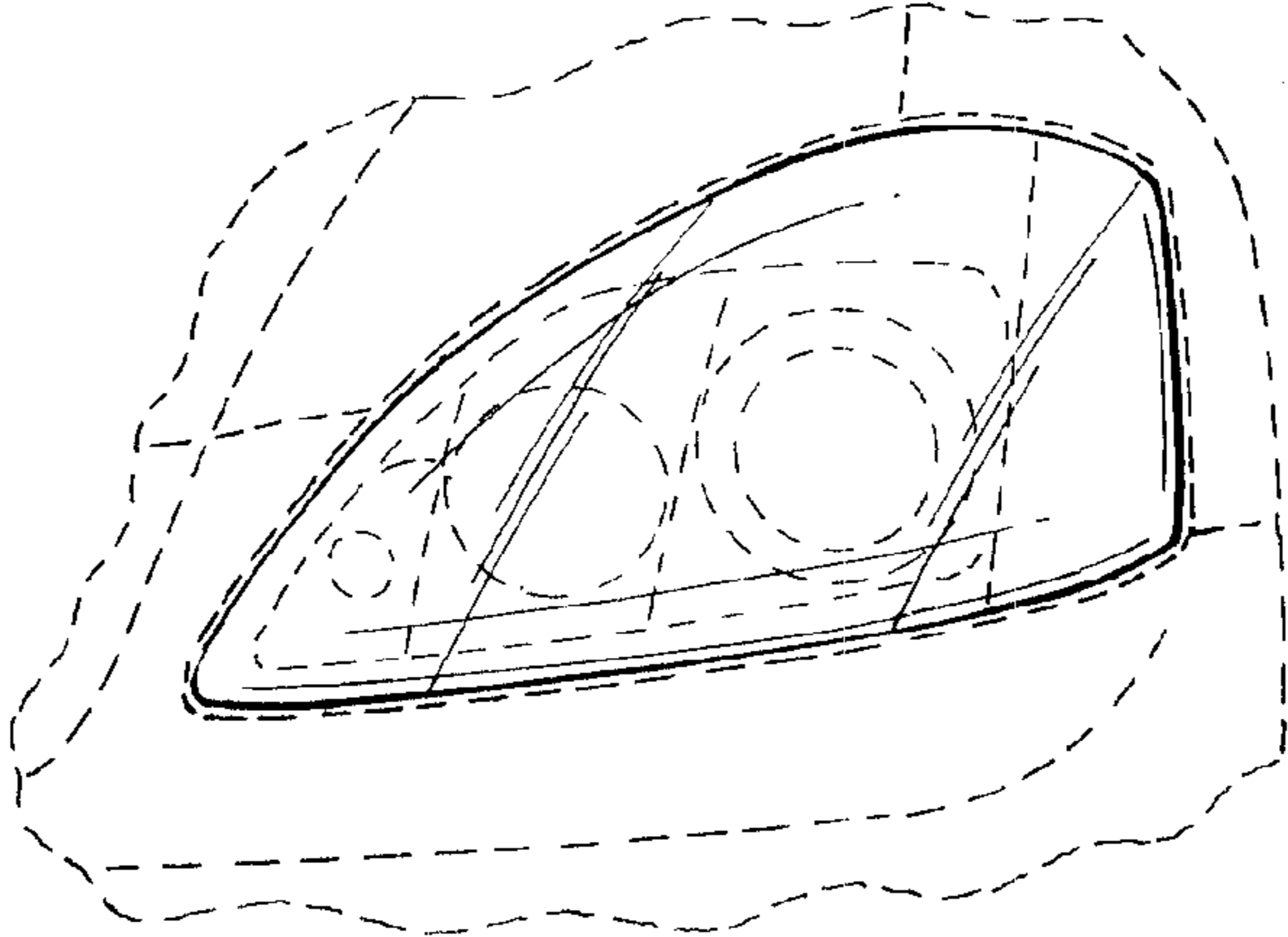


FIG. 1




FIG. 2

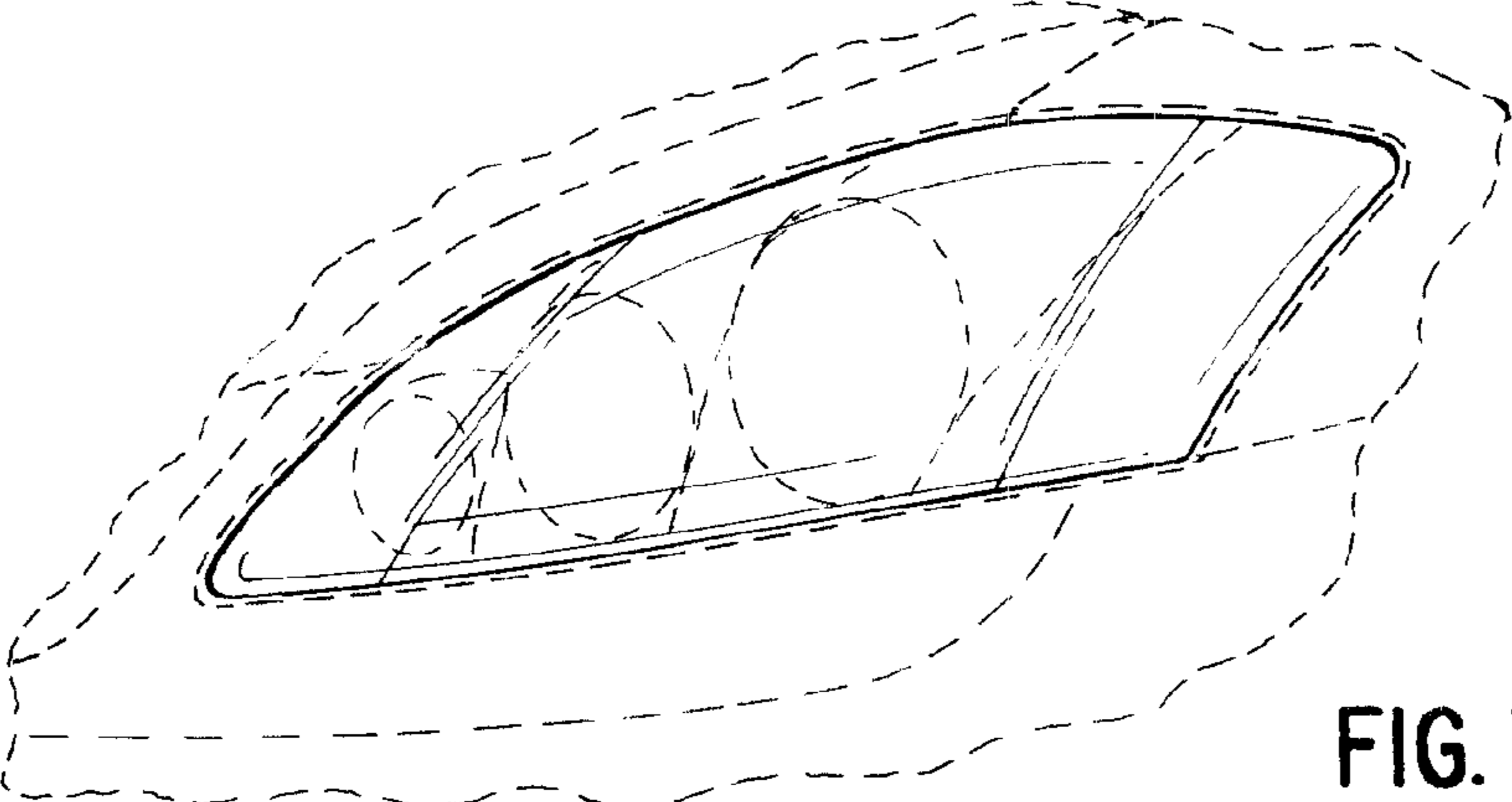


FIG. 3

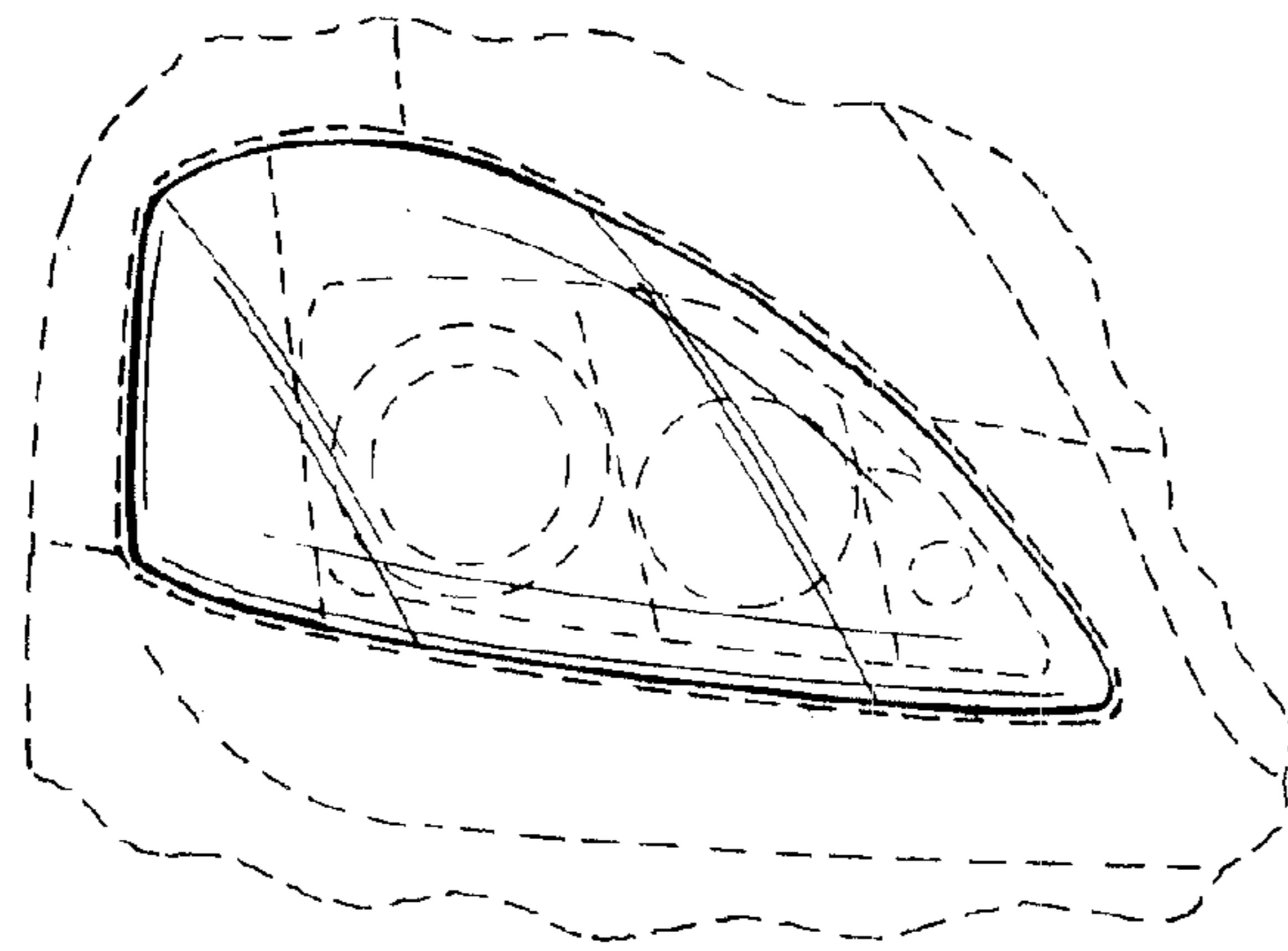


FIG. 4




FIG. 5

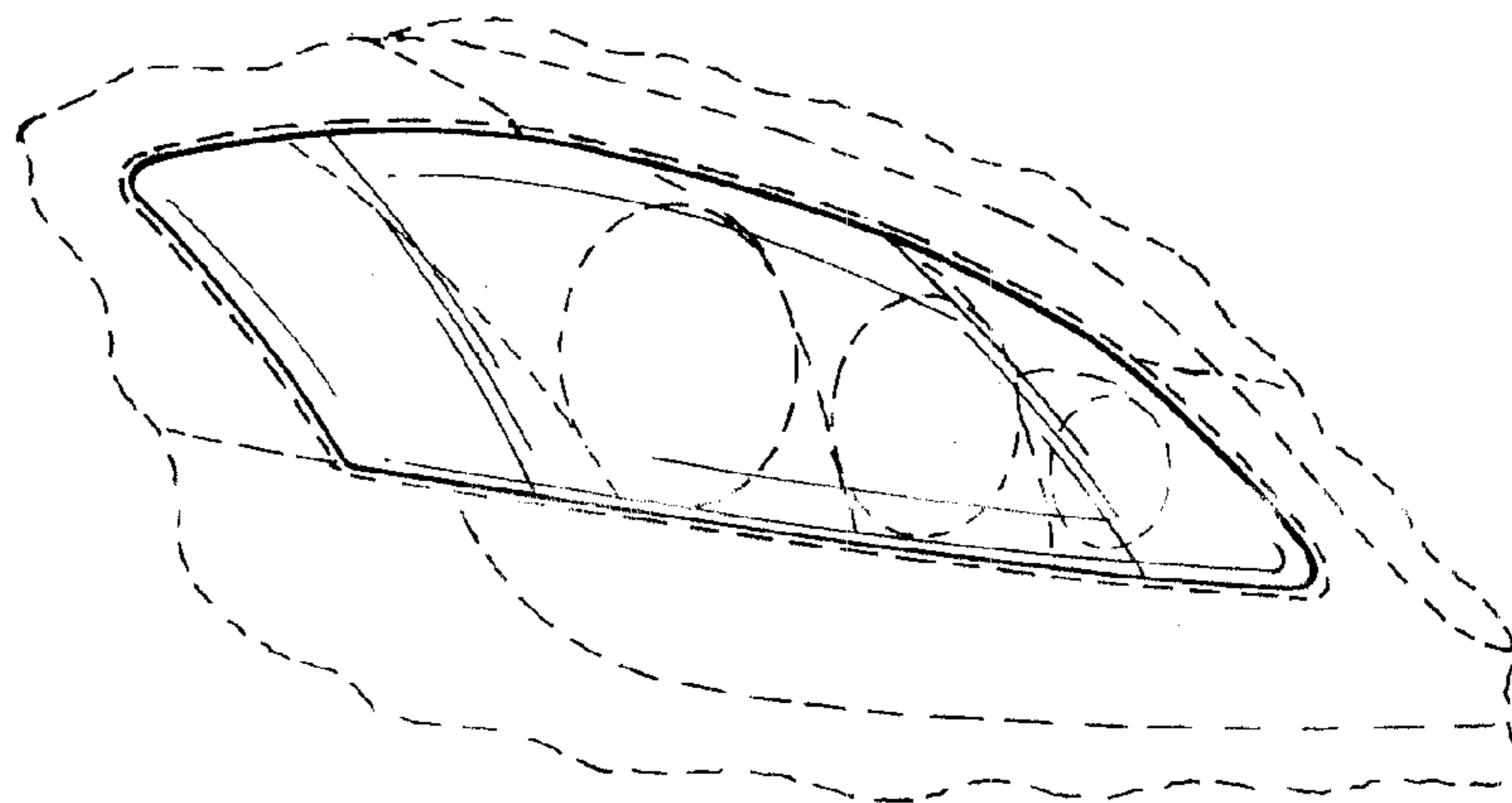


FIG. 6