



US00D517213S

(12) **United States Design Patent**
Vu et al.

(10) **Patent No.:** **US D517,213 S**
(45) **Date of Patent:** **** Mar. 14, 2006**

(54) **BODY FOR A TOOTHBRUSH HEAD**

(75) Inventors: **Duy Phong Vu**, Frankfurt (DE); **Reiner Engelmohr**, Morfelden-Walldorf (DE); **Hansjörg Reick**, Steinbach (DE)

(73) Assignee: **Braun GmbH**, Kronberg (DE)

(**) Term: **14 Years**

(21) Appl. No.: **29/189,664**

(22) Filed: **Sep. 9, 2003**

(51) **LOC (8) Cl.** **04-02**

(52) **U.S. Cl.** **D24/147; D24/133; D24/147**

(58) **Field of Classification Search** 606/161;
D4/104, 111, 108, 138, 112; 433/141; D8/300;
D24/133, 147

See application file for complete search history.

(56) **References Cited**

U.S. PATENT DOCUMENTS

- 6,171,323 B1 * 1/2001 Potti et al. 606/161
- D438,305 S * 2/2001 Ripich et al. D24/147
- D479,605 S * 9/2003 Ripich et al. D24/147

* cited by examiner

Primary Examiner—Alan B. Douglas
Assistant Examiner—LaVone D. Tabor

(74) *Attorney, Agent, or Firm*—Fish & Richardson P.C.

(57) **CLAIM**

The ornamental design for a body for a toothbrush head, as shown and described.

DESCRIPTION

FIG. 1 is a perspective view of a body for a toothbrush head as seen from the top, front and right side, wherein the broken line disclosure is for environmental purposes only and does not form a part of the claimed design;

FIG. 2 is a front elevational view thereof;

FIG. 3 is a right side elevational view thereof, the left side elevational view being a mirror image;

FIG. 4 is a rear elevational view thereof;

FIG. 5 is an enlarged top plan view thereof; and,

FIG. 6 is an enlarged bottom plan view thereof.

1 Claim, 2 Drawing Sheets

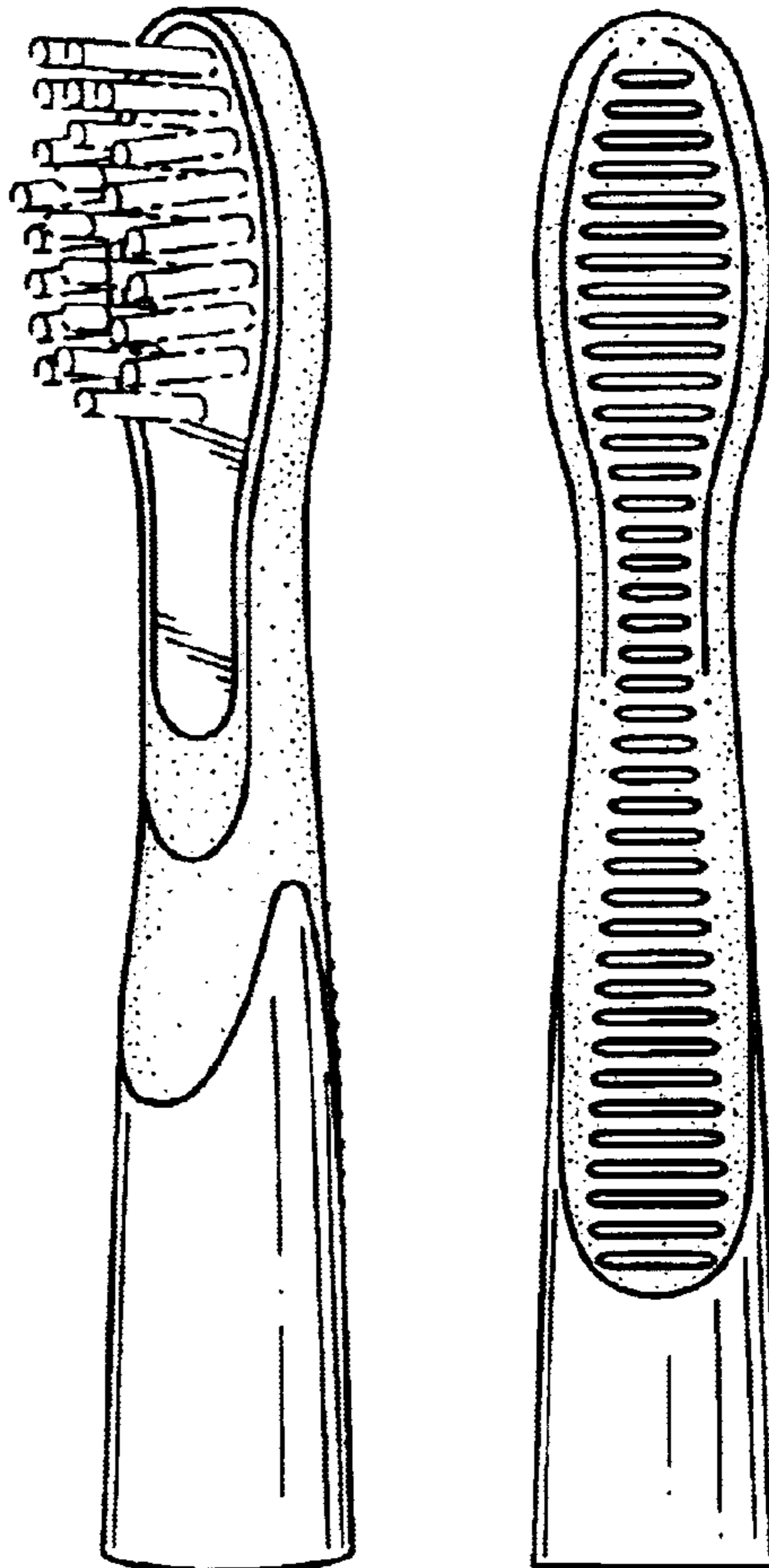


FIG. 1

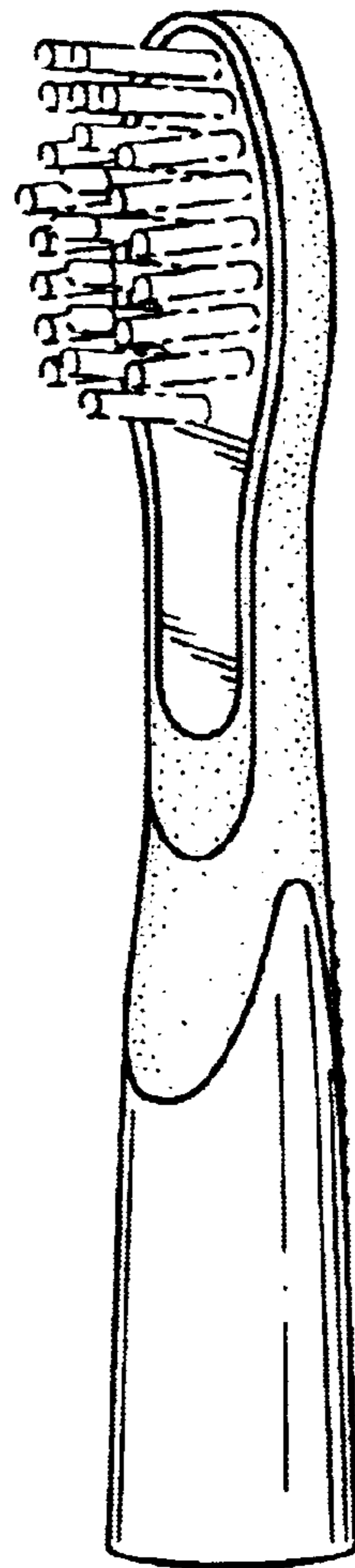


FIG. 2

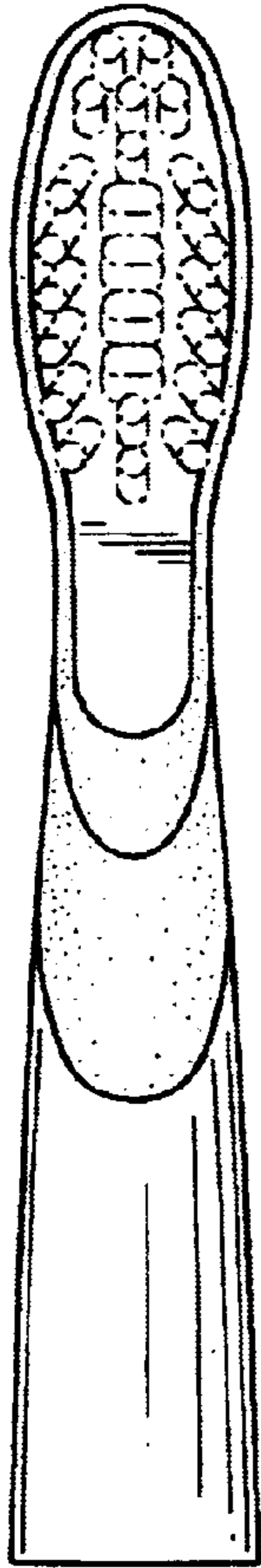


FIG. 3

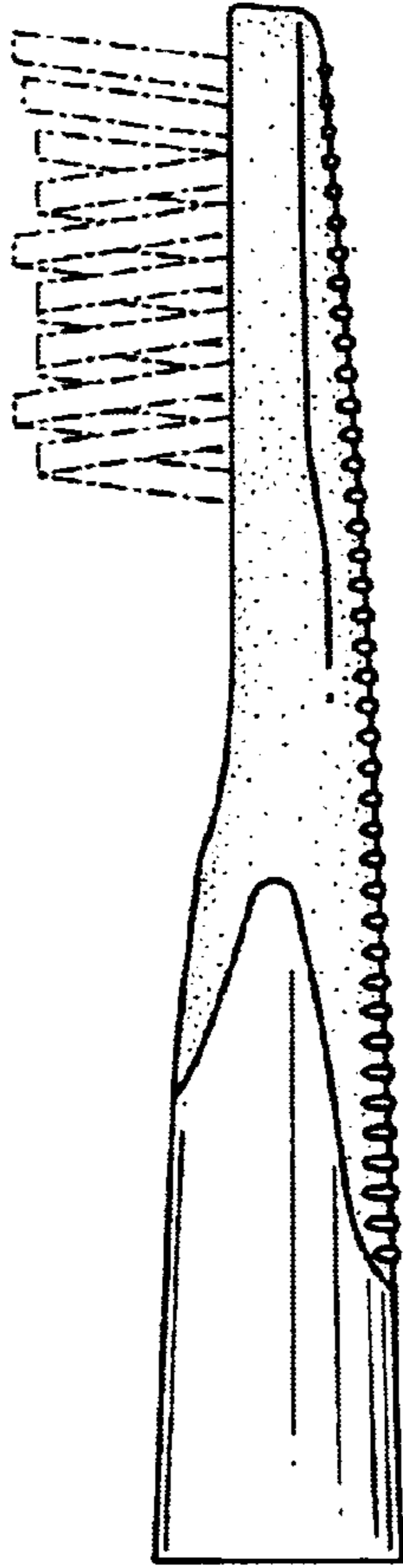


FIG. 4

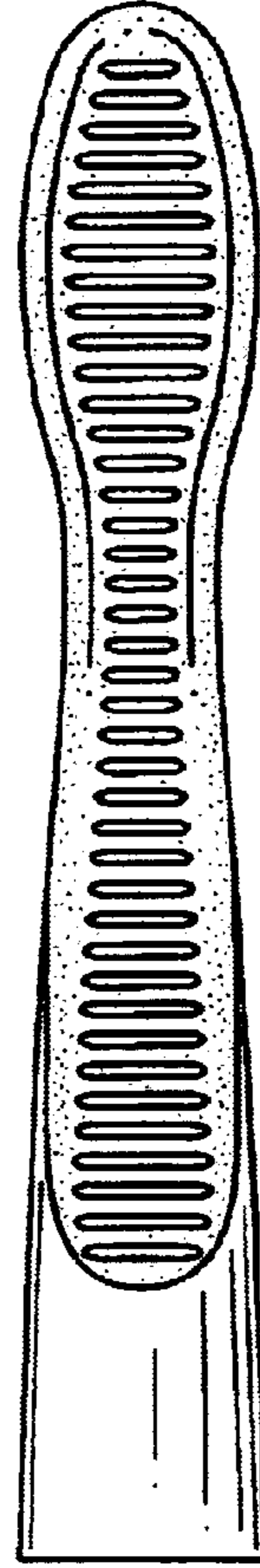


FIG. 5

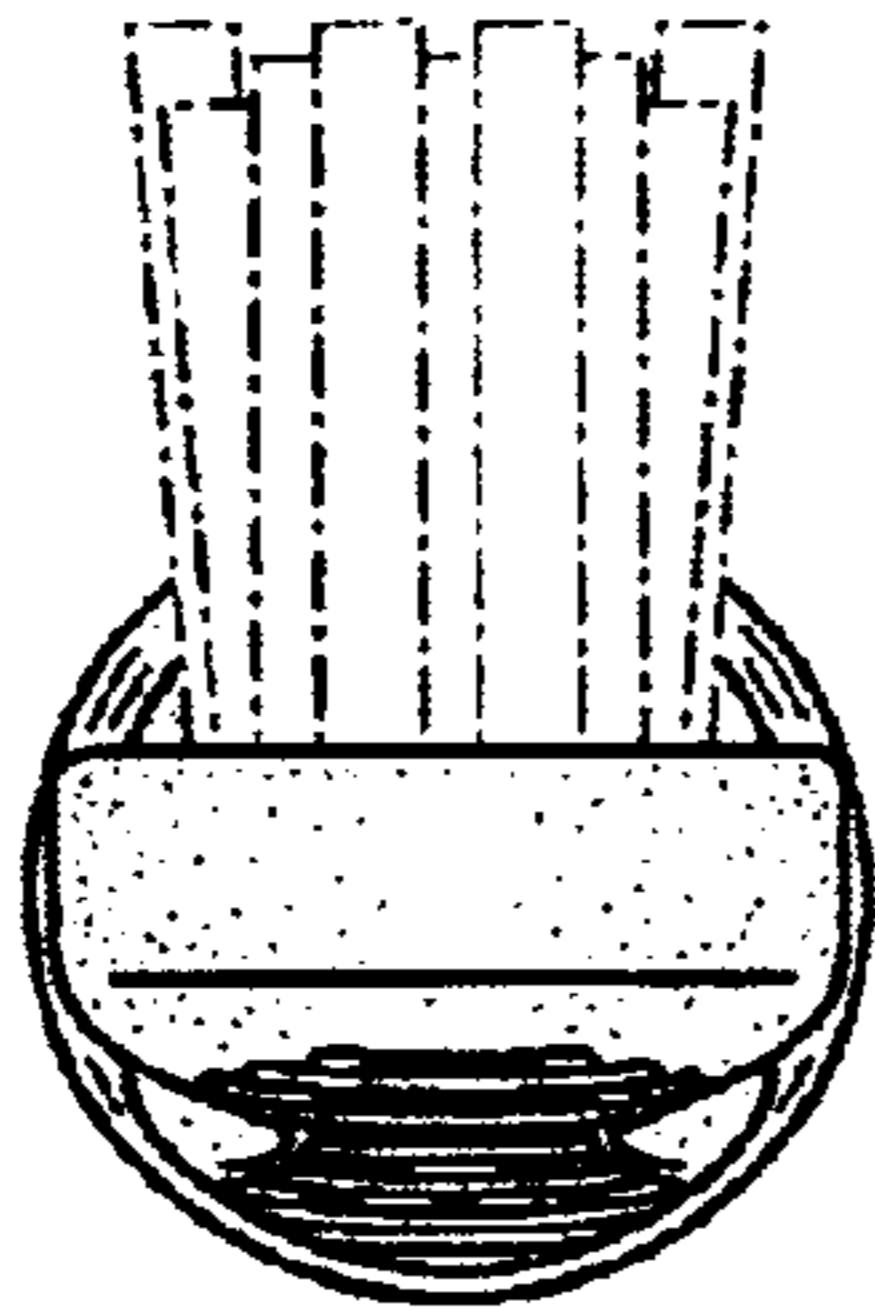


FIG. 6

