



US00D517210S

(12) **United States Design Patent**
Weber et al.

(10) **Patent No.: US D517,210 S**
(45) **Date of Patent: ** Mar. 14, 2006**

(54) **TAMPON APPLICATOR PLUNGER**

D492,033 S * 6/2004 Jarmon et al. D24/141

(75) Inventors: **Susanne Weber**, New York, NY (US);
Mario Turchi, Tenafly, NJ (US)

* cited by examiner

(73) Assignee: **Playtex Products, Inc.**, Westport, CT (US)

Primary Examiner—Ian Simmons

(74) *Attorney, Agent, or Firm*—Ohlandt, Greeley, Ruggiero & Perle, L.L.P.

(**) Term: **14 Years**

(57) **CLAIM**

The ornamental design for a tampon applicator plunger, as shown and described.

(21) Appl. No.: **29/201,237**

(22) Filed: **Mar. 11, 2004**

DESCRIPTION

(51) **LOC (8) Cl.** **24-02**

(52) **U.S. Cl.** **D24/141; D24/114; D24/130**

(58) **Field of Classification Search** D24/141,
D24/114, 112, 130, 113; 604/15, 11, 16, 17,
604/57, 59, 904, 187, 218, 221, 227, 286,
604/285, 288; 222/386.5; D8/301, 310, DIG. 1,
D8/DIG. 2, DIG. 6, DIG. 7, DIG. 5
See application file for complete search history.

FIG. 1 is a front perspective view of a tampon applicator plunger according to the present invention;

FIG. 2 is a rear perspective view of a tampon applicator plunger according to the present invention;

FIG. 3 is a top view of the tampon applicator plunger of FIG. 1;

FIG. 4 is the tampon applicator plunger of FIG. 3 rotated by 90 degrees about a longitudinal axis;

FIG. 5 is a front end view of the tampon applicator plunger of FIG. 1; and,

FIG. 6 is a rear end view of the tampon applicator plunger of FIG. 1.

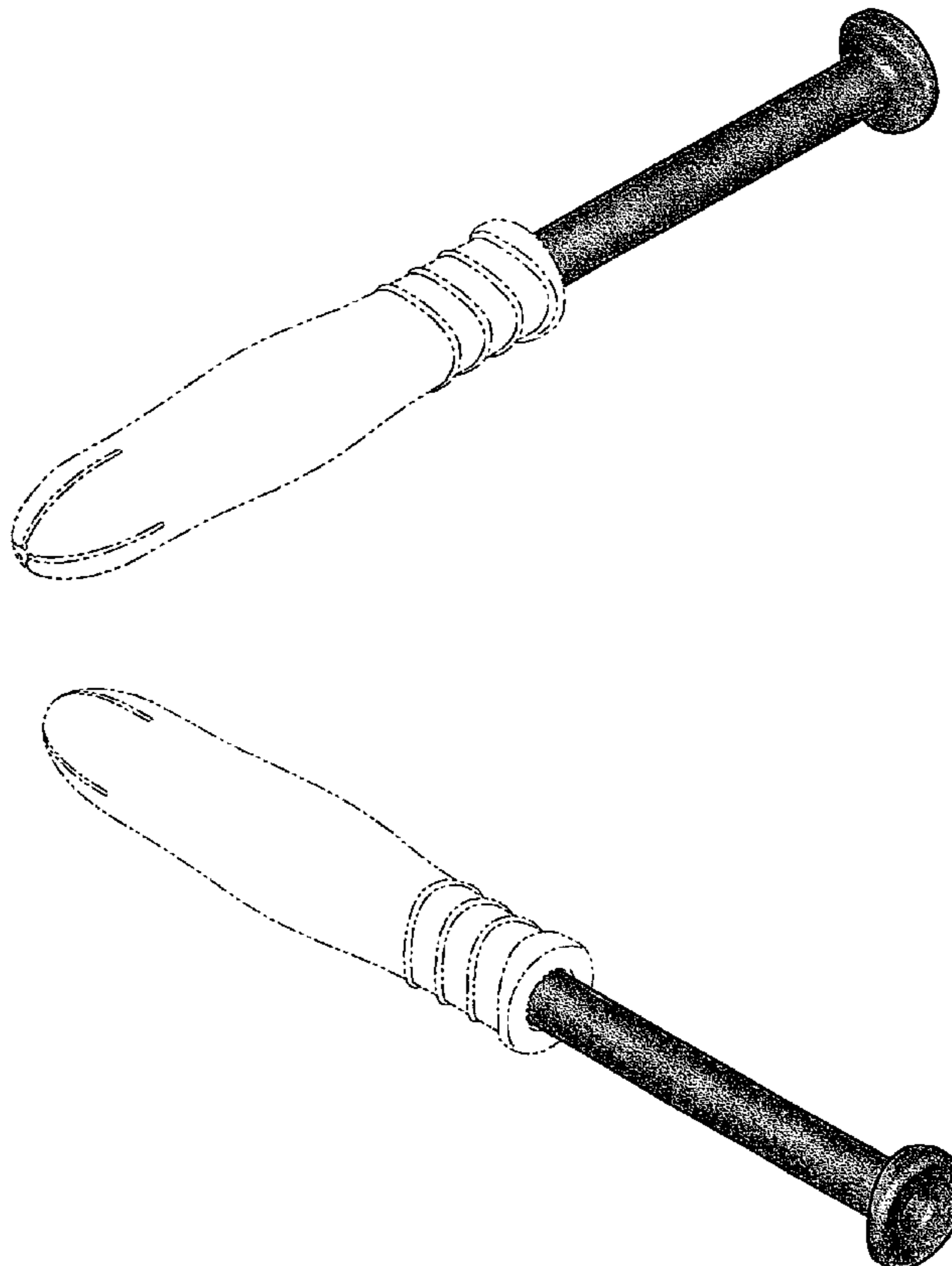
The broken line showing is for illustrative purposes only and forms no part of the claimed design.

(56) **References Cited**

U.S. PATENT DOCUMENTS

3,628,533 A	12/1971	Loyer	128/263
D250,663 S	12/1978	Koch et al.	D24/99
4,508,531 A	4/1985	Whitehead	604/14
4,536,178 A	8/1985	Lichstein et al.	604/15

1 Claim, 4 Drawing Sheets



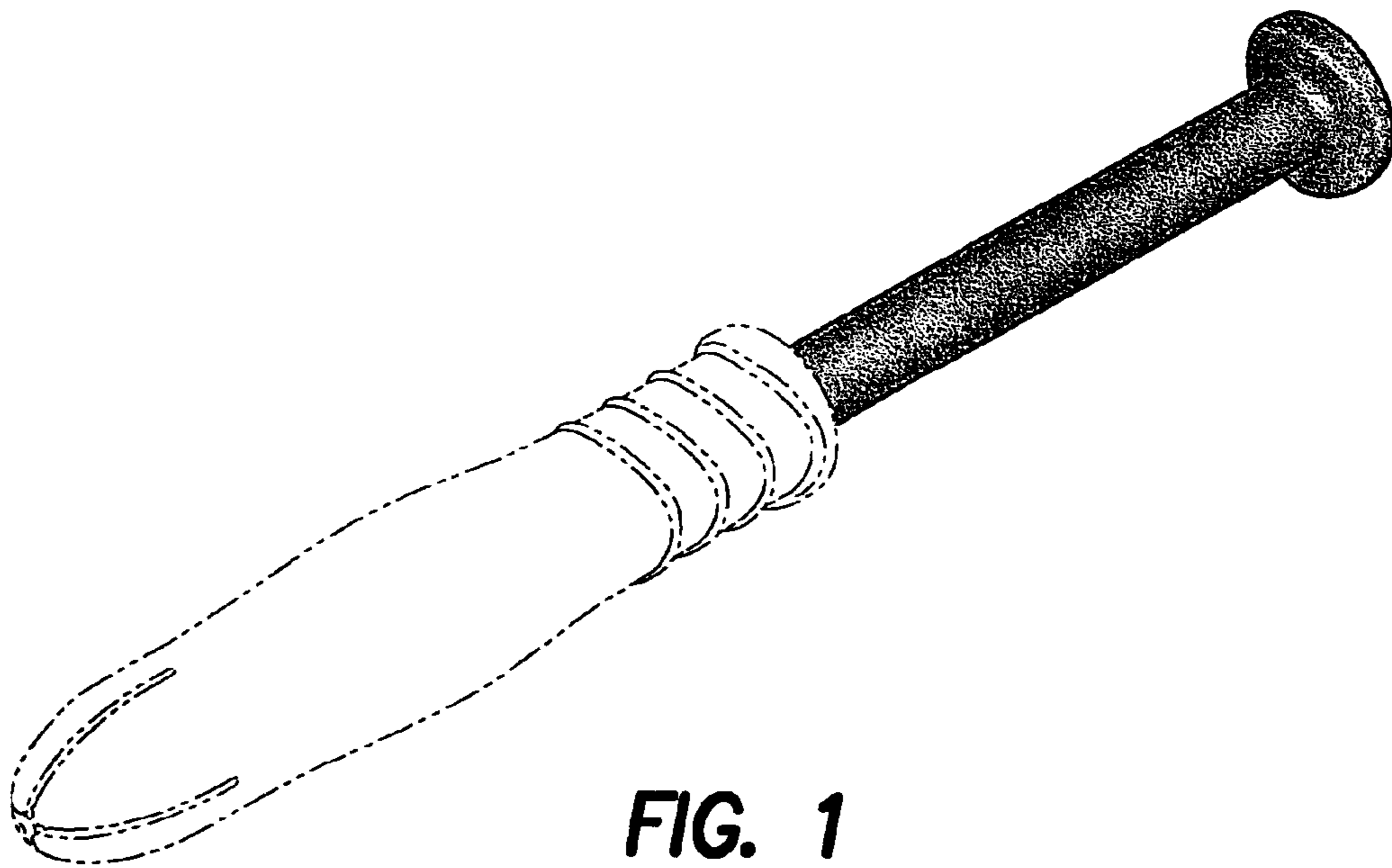


FIG. 1

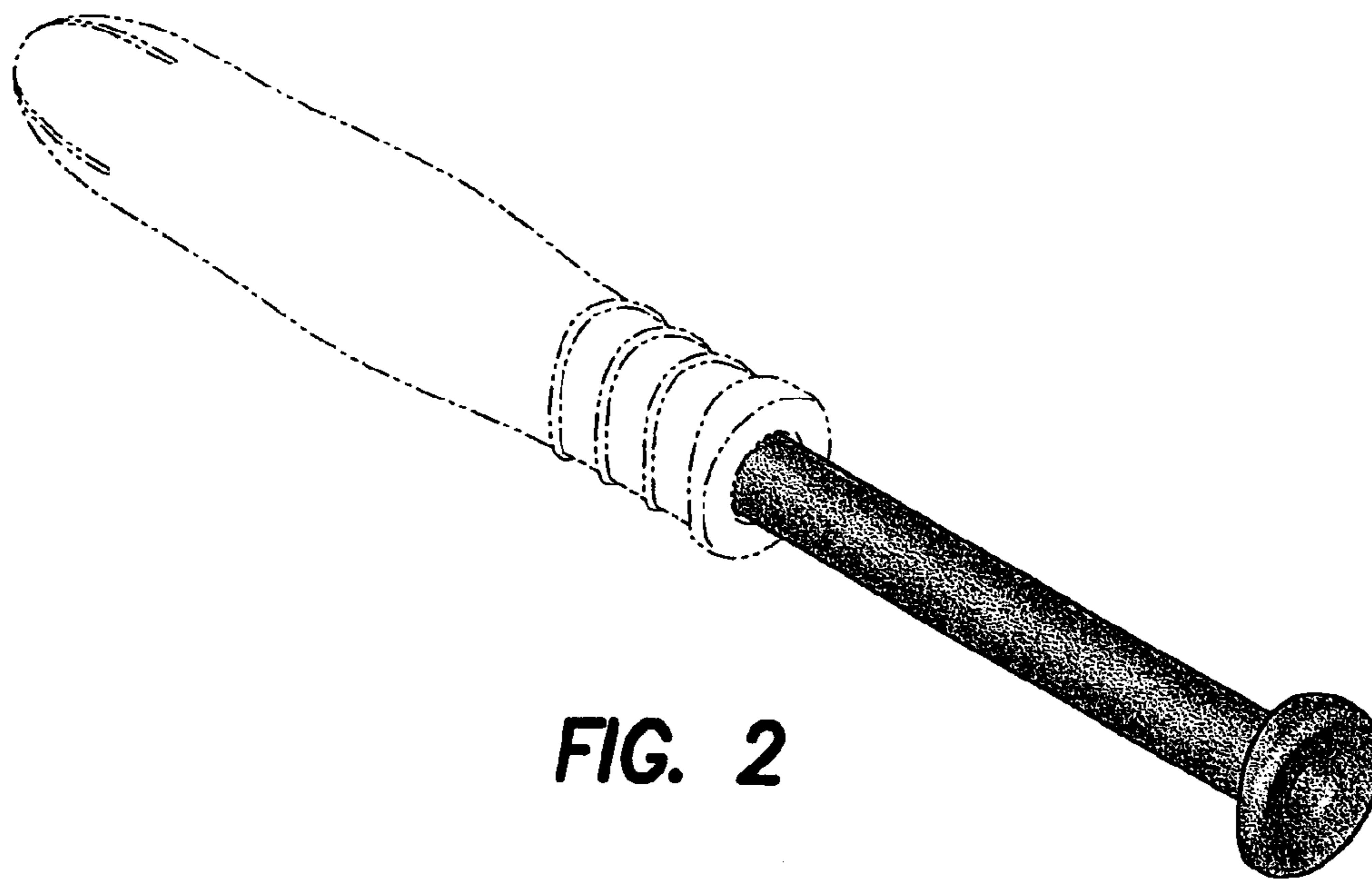


FIG. 2

FIG. 3

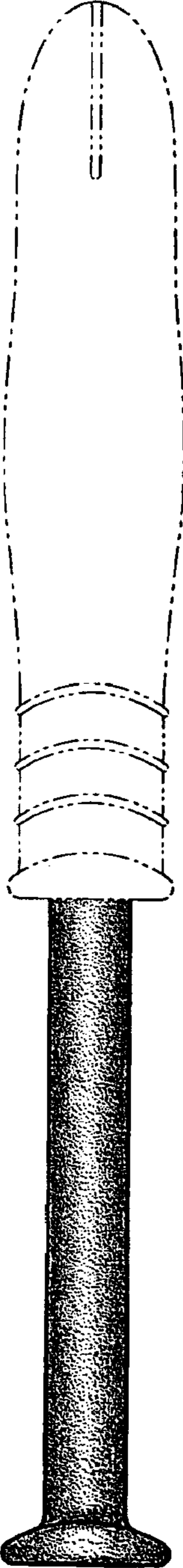
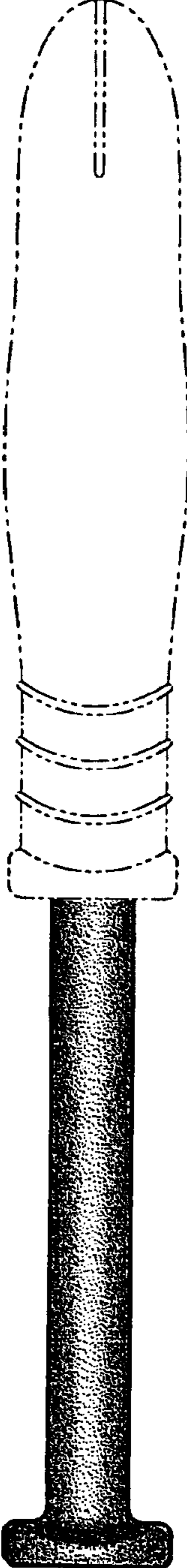


FIG. 4



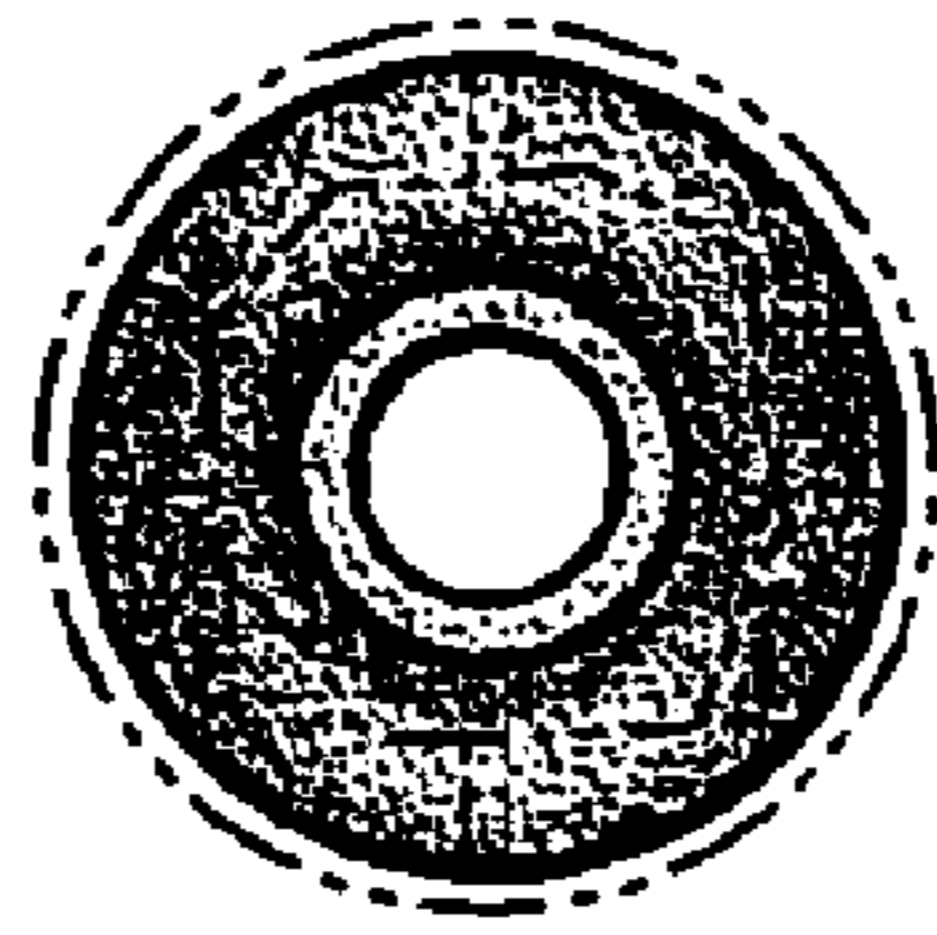


FIG. 5




FIG. 6