



US00D517191S

(12) **United States Design Patent**  
**Berger**

(10) **Patent No.:** **US D517,191 S**

(45) **Date of Patent:** **\*\* Mar. 14, 2006**

(54) **CONTEMPORARY REGISTER COVER**

D452,305 S \* 12/2001 Webb ..... D23/393

(75) Inventor: **Brian K. Berger**, Eureka, MO (US)

\* cited by examiner

(73) Assignee: **Innovative Vent Solutions, Inc.**,  
Pacific, MO (US)

*Primary Examiner*—Catherine R. Oliver

(74) *Attorney, Agent, or Firm*—Thompson Colburn LLP

(\*\*) Term: **14 Years**

(57) **CLAIM**

The ornamental design for a contemporary register cover, as shown and described.

(21) Appl. No.: **29/211,853**

**DESCRIPTION**

(22) Filed: **Aug. 23, 2004**

(51) **LOC (8) Cl.** ..... **23-04**

(52) **U.S. Cl.** ..... **D23/388**

(58) **Field of Classification Search** ..... D23/388,  
D23/391–393, 386–389, 328–329, 499, 341,  
D23/354, 369; 454/284, 289, 271–273, 278,  
454/290

See application file for complete search history.

FIG. 1 is a perspective view of the contemporary register cover showing my new design;

FIG. 2 is a top plan view of the register cover of FIG. 1, the opposite bottom plan view being the same as the top plan view;

FIG. 3 is a front elevation view of the register cover of FIG. 1, the rear elevation view being the same as the front elevation view;

FIG. 4 is a left side elevation view of the register cover of FIG. 1, the right side elevation view being the same as the left side elevation view;

FIG. 5 is a top plan view of a further embodiment of the register cover; and,

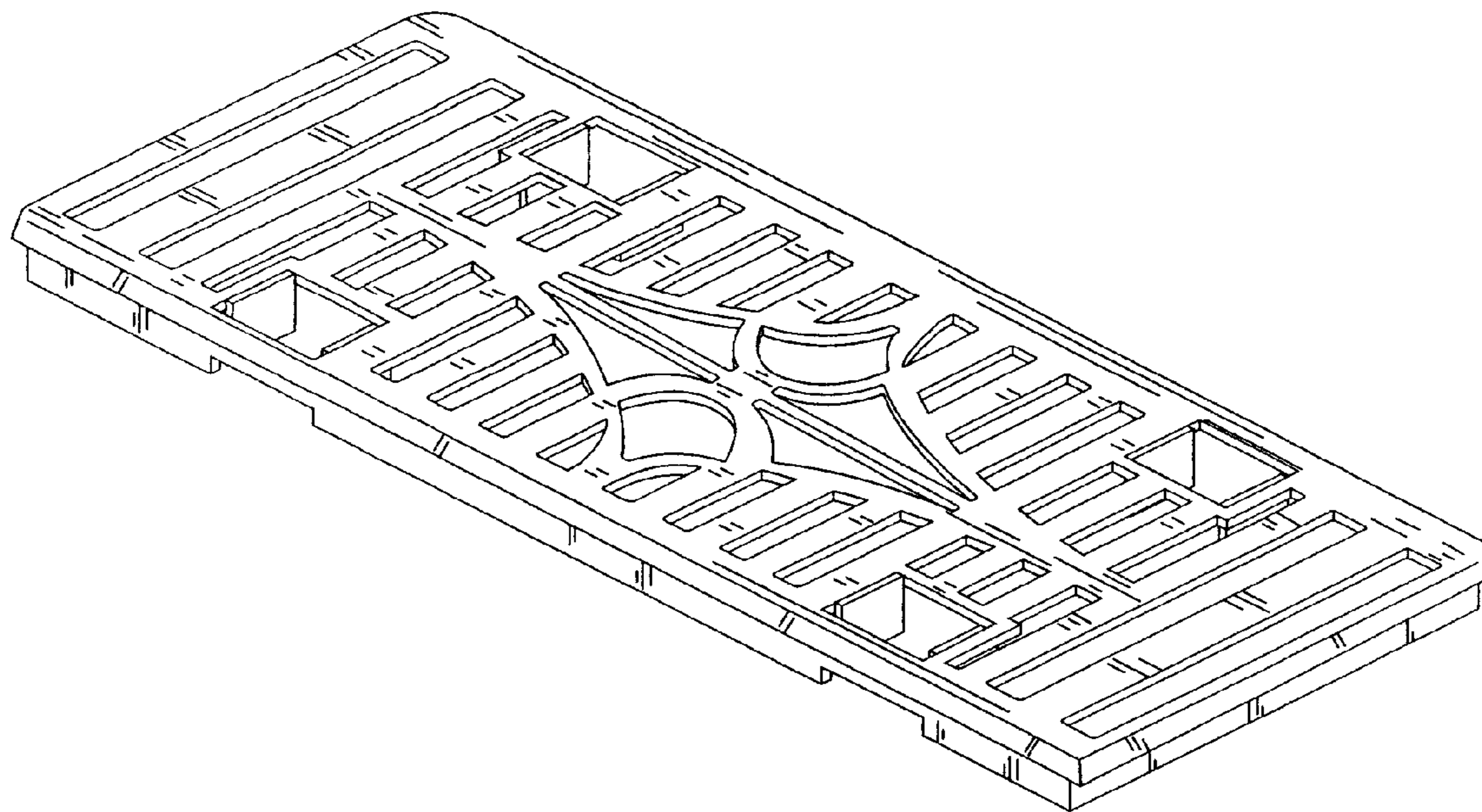
FIG. 6 is a top plan view of a still further embodiment of the register cover.

(56) **References Cited**

**U.S. PATENT DOCUMENTS**

D288,959 S	*	3/1987	Schulz	.....	D23/392
D378,852 S	*	4/1997	Smolarski	.....	D23/388
D393,708 S	*	4/1998	Assadi	.....	D23/388
D451,591 S	*	12/2001	Webb	.....	D23/393

**1 Claim, 2 Drawing Sheets**



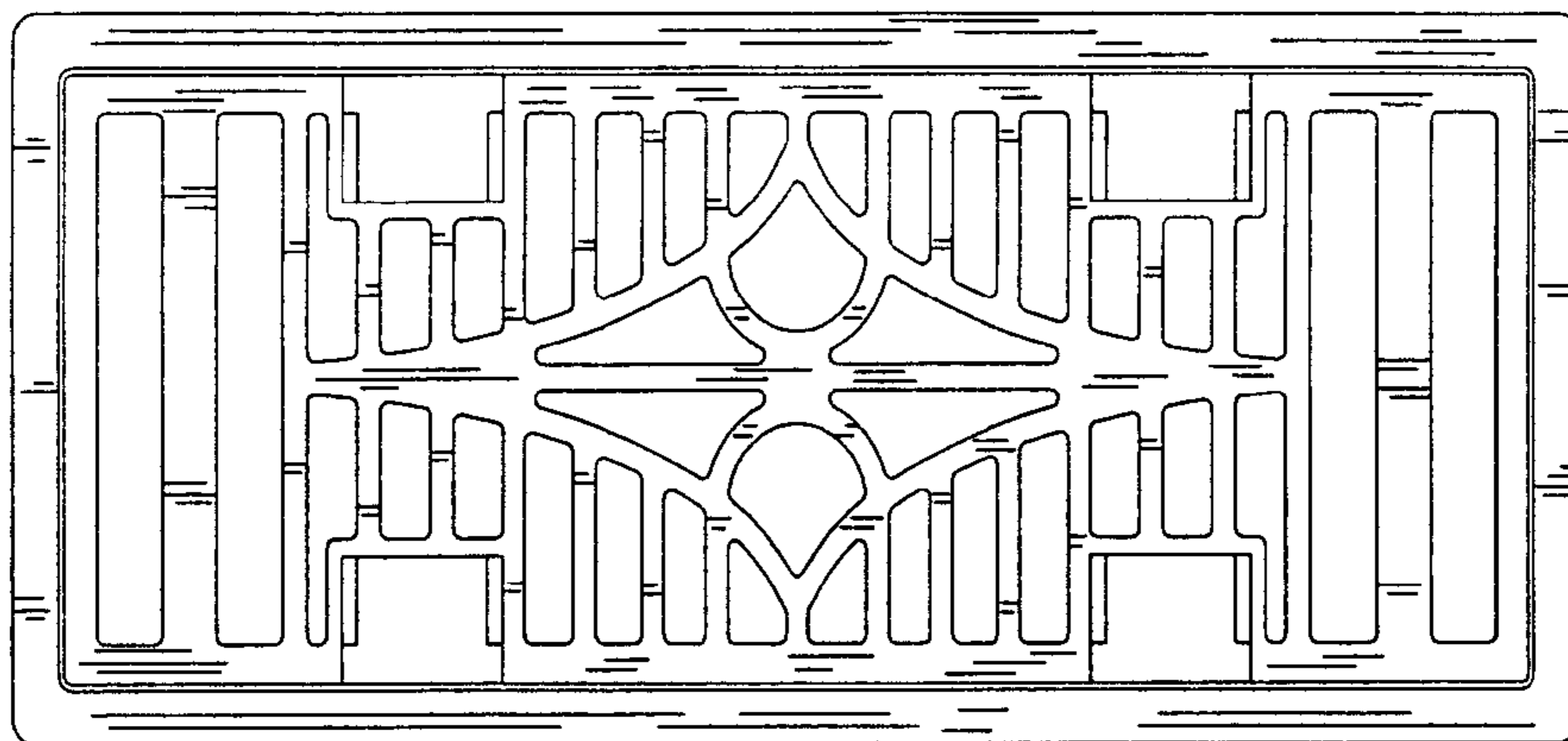


Figure 2

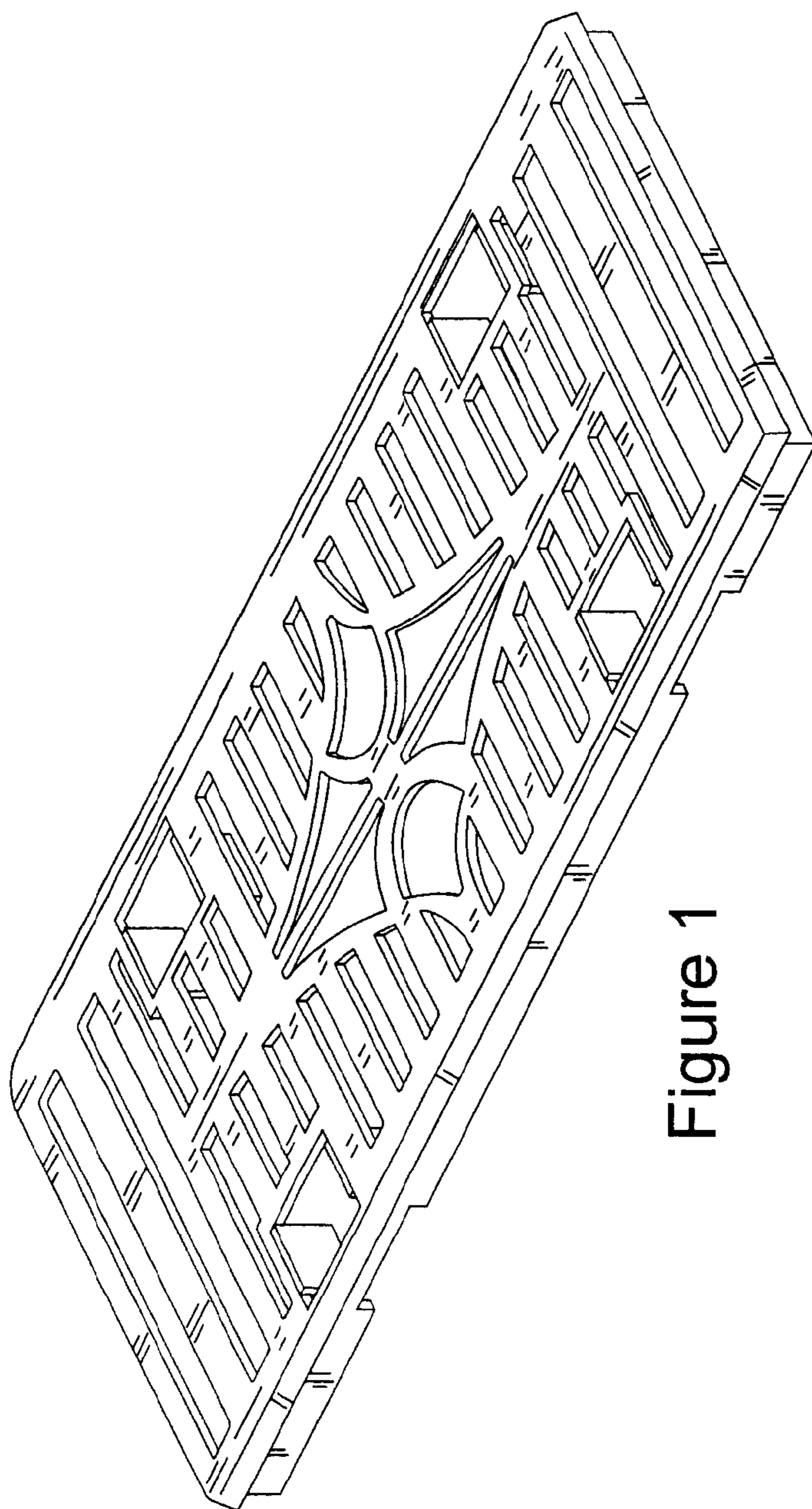


Figure 1



Figure 3



Figure 4

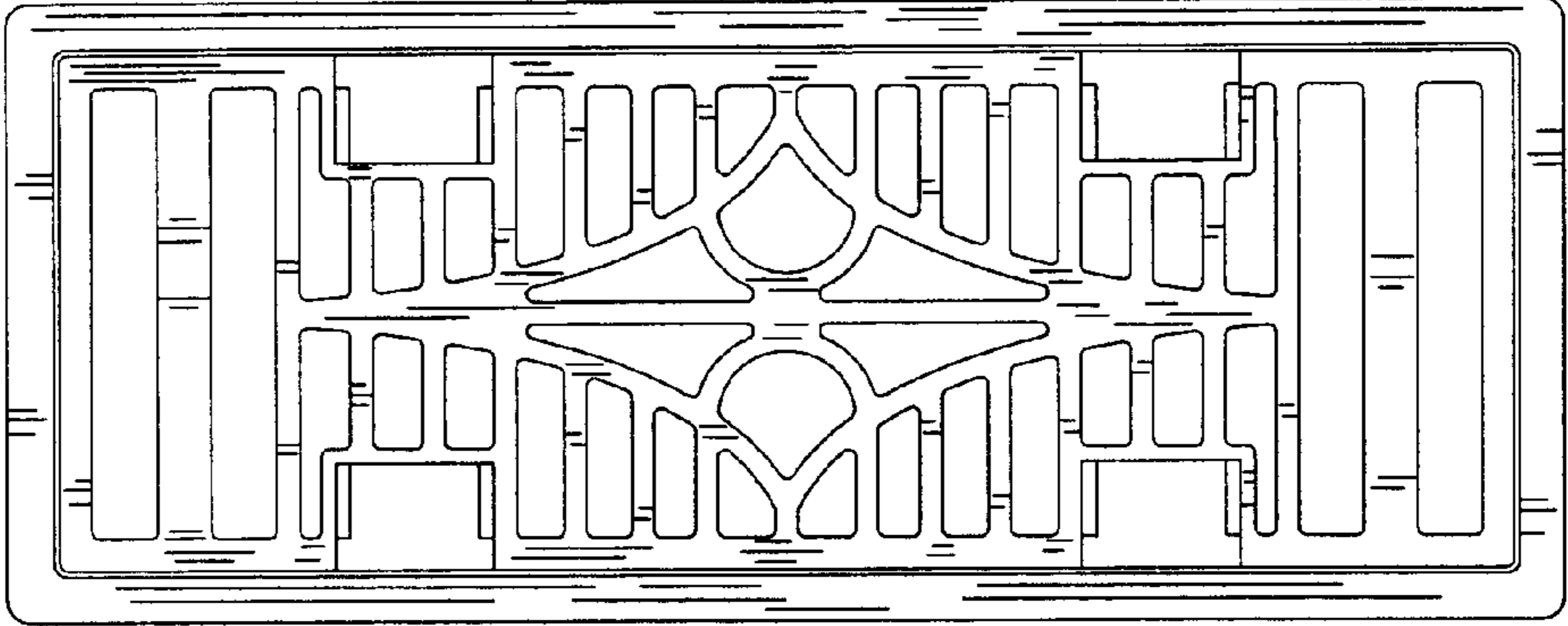


Figure 6




Figure 5