

US00D517189S

(12) **United States Design Patent**
Hidalgo

(10) **Patent No.:** **US D517,189 S**
(45) **Date of Patent:** **** Mar. 14, 2006**

- (54) **CEILING FAN**
- (75) **Inventor:** **Rolando Hidalgo**, Orange, CA (US)
- (73) **Assignee:** **Minka Lighting, Inc.**, Corona, CA (US)
- (**) **Term:** **14 Years**
- (21) **Appl. No.:** **29/206,379**
- (22) **Filed:** **May 27, 2004**
- (51) **LOC (8) Cl.** **23-04**
- (52) **U.S. Cl.** **D23/377; D23/379**
- (58) **Field of Classification Search** **D23/377, D23/379, 385, 411, 413; 416/5; 392/364**
See application file for complete search history.

(56) **References Cited**

U.S. PATENT DOCUMENTS

- D352,997 S * 11/1994 DiPasquale D23/411
- D480,129 S * 9/2003 Curtin D23/377
- D480,797 S * 10/2003 Young D23/411

OTHER PUBLICATIONS

- Minka Aire—The Art of Air Management, p. 19, Jan. 1998, Minka Lighting, Inc., USA.
- Minka Aire—The Art of Air Management, p. 31, Jan. 1998, Minka Lighting, Inc., USA.

Minka Aire 2000; p. 24, Jan. 2000, Minka Lighting, Inc. USA.

Minka Aire 2004; pp. 42–43, Jan. 2004, Minka Lighting, Inc. USA.

* cited by examiner

Primary Examiner—Lisa Lichtenstein

(74) *Attorney, Agent, or Firm*—Baker & McKenzie LLP

(57) **CLAIM**

The ornamental design for a ceiling fan, as shown and described.

DESCRIPTION

FIG. 1 is a perspective view from below of a ceiling fan in accordance with my design;

FIG. 2 is an enlarged perspective view from below of the ceiling fan in accordance with my design;

FIG. 3 is a reduced bottom plan view of the ceiling fan in accordance with my design;


FIG. 4 is a reduced top plan view of the ceiling fan in accordance with my design;

FIG. 5 is a front elevation view of the ceiling fan in accordance with my design; and,

FIG. 6 is a side elevation view of the ceiling fan in accordance with my design.

FIGS. 5 and 6 are identical except for the positioning of the fan blades.

1 Claim, 6 Drawing Sheets







Fig. 1

Fig.2






Fig.3




Fig.4




Fig. 5




Fig.6