

US00D517187S

(12) **United States Design Patent**  
**Wu**

(10) **Patent No.:** **US D517,187 S**  
(45) **Date of Patent:** **\*\* Mar. 14, 2006**

(54) **DOLPHIN-FORM AIR FRESHENER DEVICE**

(75) Inventor: **Henry Wu, Hsin-Tien (TW)**

(73) Assignee: **Aromate Industries Co., Ltd., Taipei (TW)**

(\*\*) Term: **14 Years**

(21) Appl. No.: **29/218,404**

(22) Filed: **Dec. 2, 2004**

(51) **LOC (8) Cl.** ..... **23-04**

(52) **U.S. Cl.** ..... **D23/367**

(58) **Field of Classification Search** ..... 342/389-394,  
342/398, 401, 403, 405, 406; 239/135, 136,  
239/34, 37, 41, 42, 53, 56-58; 261/DIG. 17,  
261/DIG. 65, DIG. 88, DIG. 89; D23/355-369  
See application file for complete search history.

(56) **References Cited**

**U.S. PATENT DOCUMENTS**

D287,385 S	*	12/1986	Sato	.....	D21/597
D364,660 S	*	11/1995	Rahbek	.....	D21/597
D401,685 S	*	11/1998	Wilson	.....	D23/367
D402,844 S	*	12/1998	Rosenstadt et al.	.....	D6/598
D417,474 S	*	12/1999	Yamazaki	.....	D21/597
D417,706 S	*	12/1999	Yamazaki	.....	D21/597

D428,647 S	*	7/2000	Chen	.....	D23/367
6,119,850 A	*	9/2000	Chen et al.	.....	206/0.5
D441,814 S	*	5/2001	Koenig	.....	D21/698
D444,224 S	*	6/2001	Weixler	.....	D24/110
D485,343 S	*	1/2004	Wu	.....	D23/367
D507,988 S	*	8/2005	Latone	.....	D11/100

\* cited by examiner

*Primary Examiner*—Sandra S. Snapp

(74) *Attorney, Agent, or Firm*—Ira S. Dorman

(57) **CLAIM**


The ornamental design for a dolphin-form air freshener device, as shown.

**DESCRIPTION**

FIG. 1 is perspective view of a dolphin-form air freshener device embodying the present invention;  
FIG. 2 is a front view of the air freshener device;  
FIG. 3 is a rear view of the air freshener device;  
FIG. 4 is a left side view of the air freshener device;  
FIG. 5 is a right side view of the air freshener device;  
FIG. 6 is a top plan view of the air freshener device; and,  
FIG. 7 is a bottom view of the air freshener device.

The crisscross pattern of lines in the drawings represent material and is understood to be distributed uniformly throughout the implied area.

**1 Claim, 4 Drawing Sheets**






FIG. 1

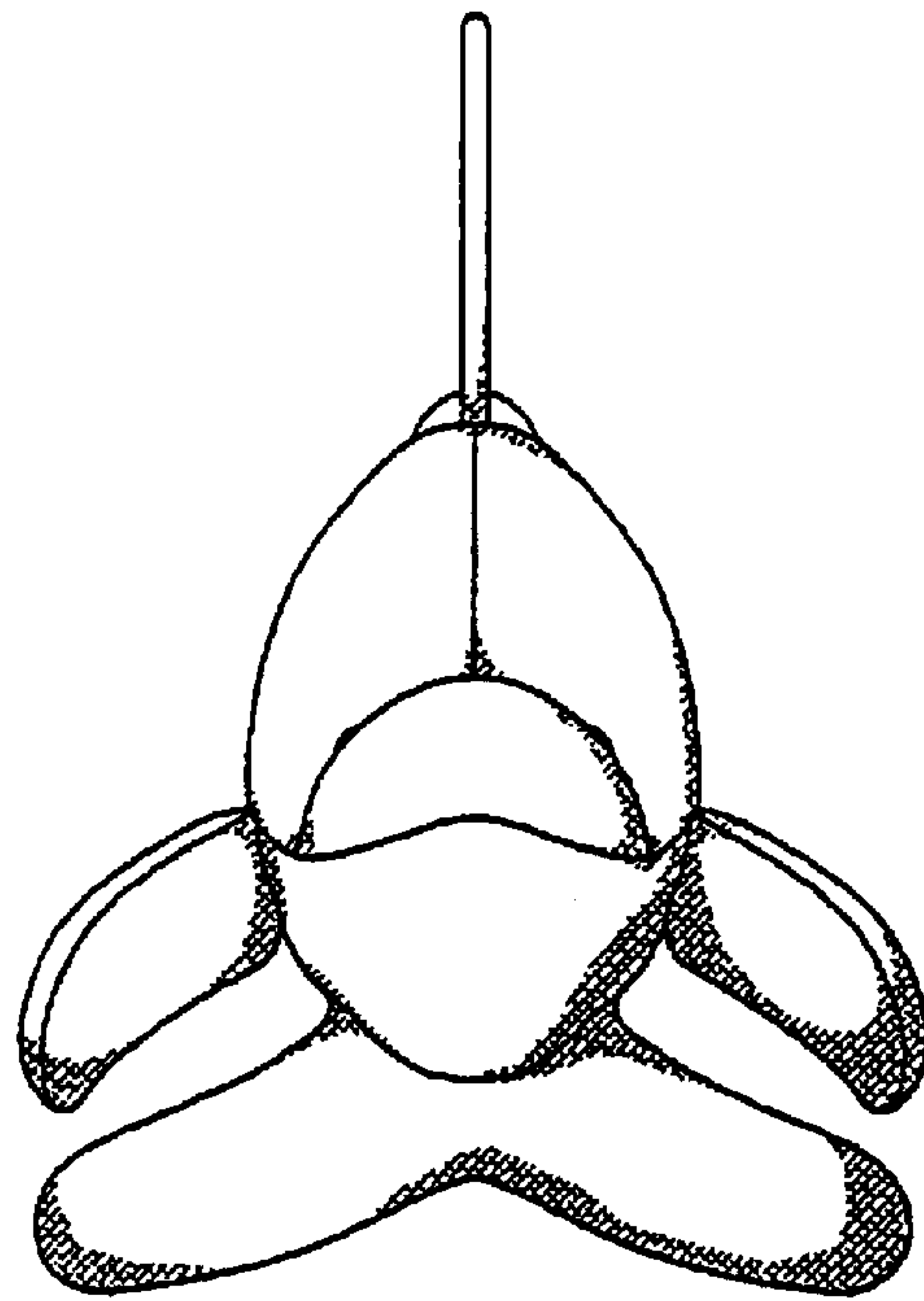


FIG. 2

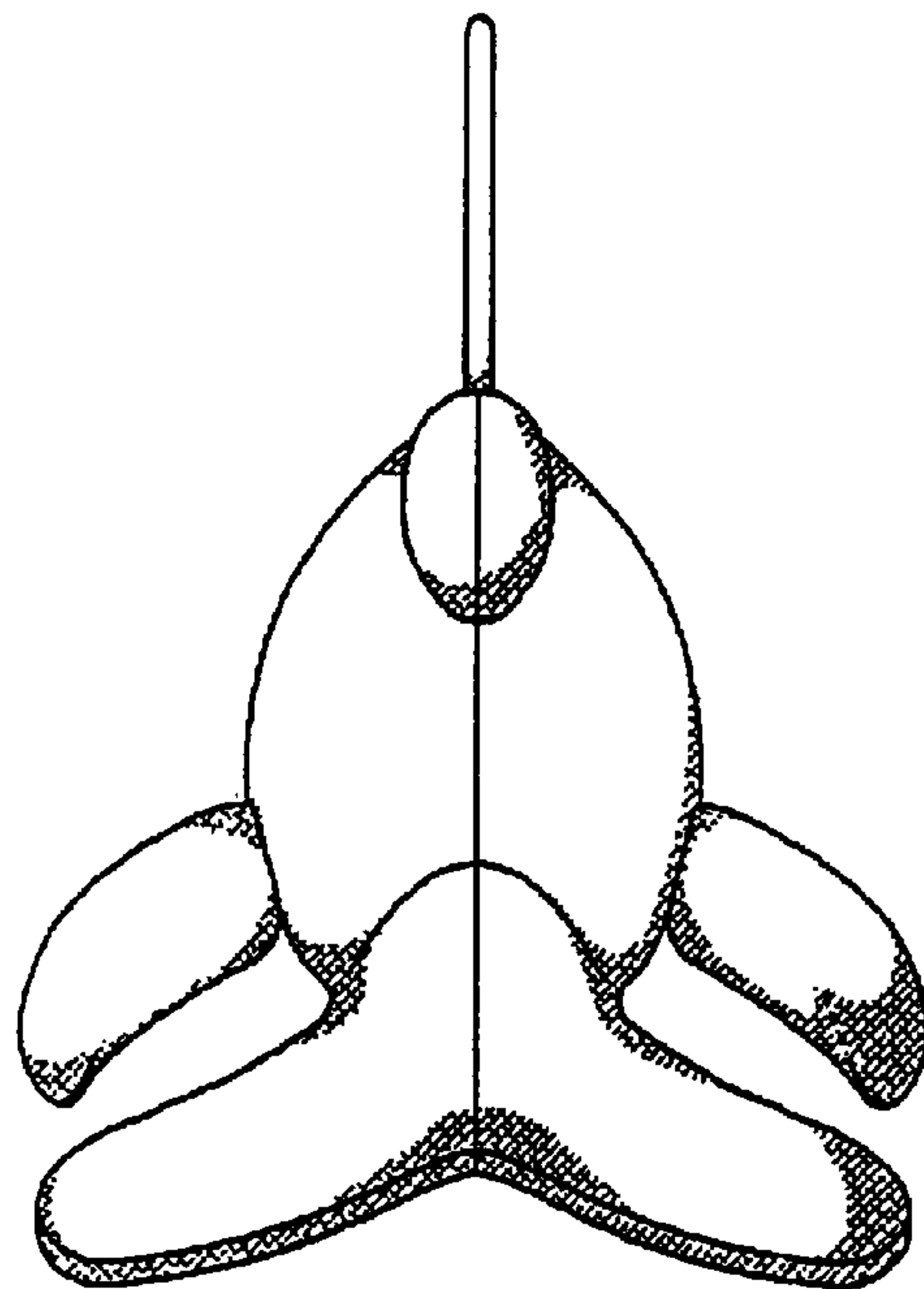


FIG. 3




FIG. 4




FIG. 5

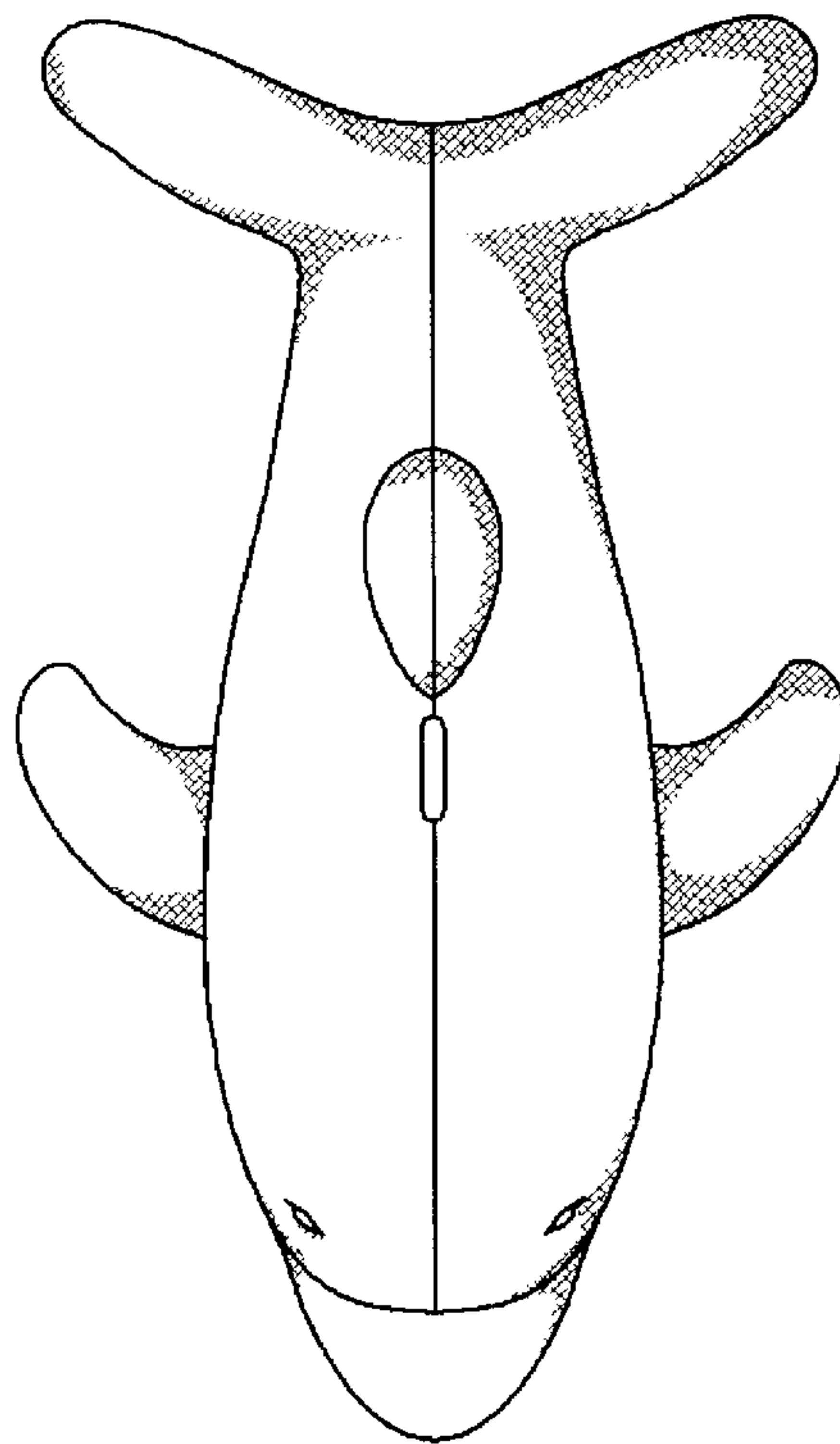


FIG. 6

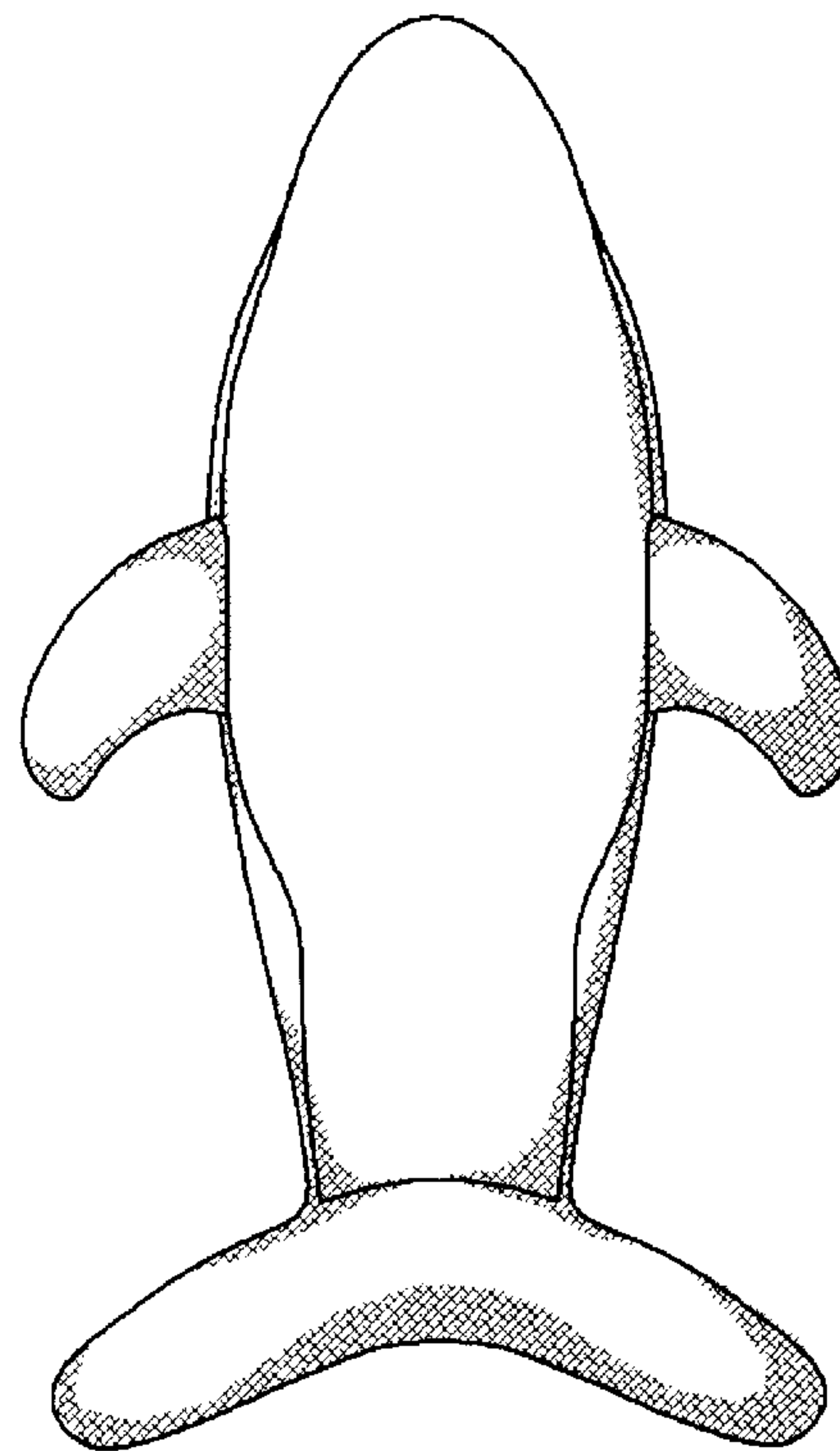


FIG. 7