



US00D517175S

(12) **United States Design Patent**  
**Holsen**

(10) **Patent No.:** **US D517,175 S**  
(45) **Date of Patent:** **\*\* Mar. 14, 2006**

(54) **SCENTED SINK STRAINER**  
(76) **Inventor:** **Michael Holsen**, 12852 Hopewell Rd.,  
Alpharetta, GA (US) 30004

D441,848 S 5/2001 Huang  
D454,177 S 3/2002 Tracy  
6,601,242 B1 8/2003 Rebischke

(\*\*) **Term:** **14 Years**

\* cited by examiner

(21) **Appl. No.:** **29/208,226**

*Primary Examiner*—Robin V. Taylor  
(74) *Attorney, Agent, or Firm*—McQuaide, Blasko,  
Fleming & Faulkner, Inc.

(22) **Filed:** **Jun. 25, 2004**

(57) **CLAIM**

(51) **LOC (8) Cl.** ..... **23-01**

I claim the ornamental design for a scented sink strainer, as shown and described.

(52) **U.S. Cl.** ..... **D23/261**

(58) **Field of Classification Search** ..... D23/260,  
D23/261; 4/286, 289, 290, 292, 679; 210/164  
See application file for complete search history.

**DESCRIPTION**


(56) **References Cited**

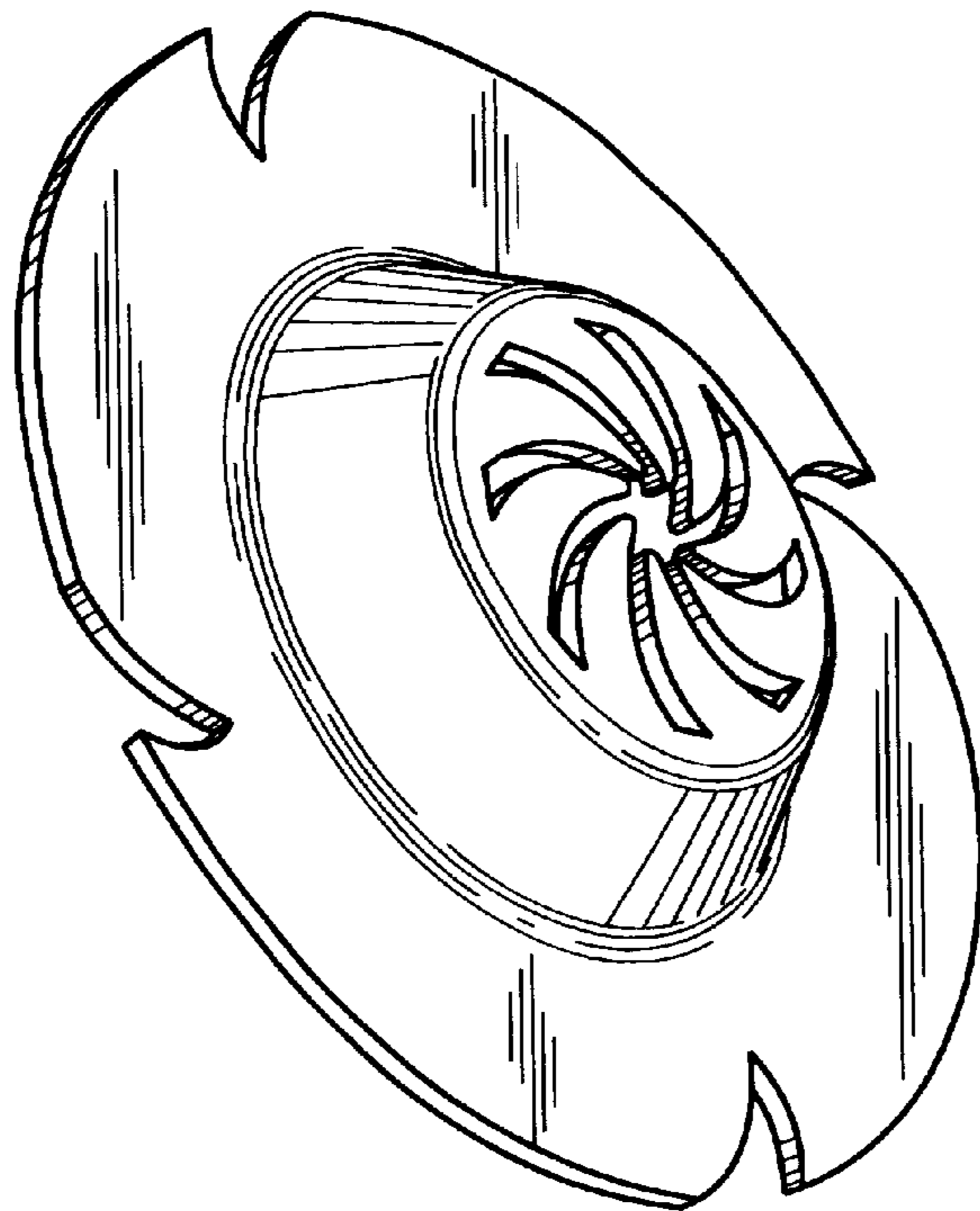
**U.S. PATENT DOCUMENTS**

D255,706 S	7/1980	Adam	
4,232,407 A *	11/1980	Williams	4/287
D275,315 S *	8/1984	Sarnoff et al.	D23/261
D278,459 S	4/1985	Cook	
4,692,948 A *	9/1987	Martin	4/286
D335,700 S	5/1993	Sarnoff et al.	
5,535,455 A *	7/1996	Liu	4/287
D380,527 S	7/1997	Velez	

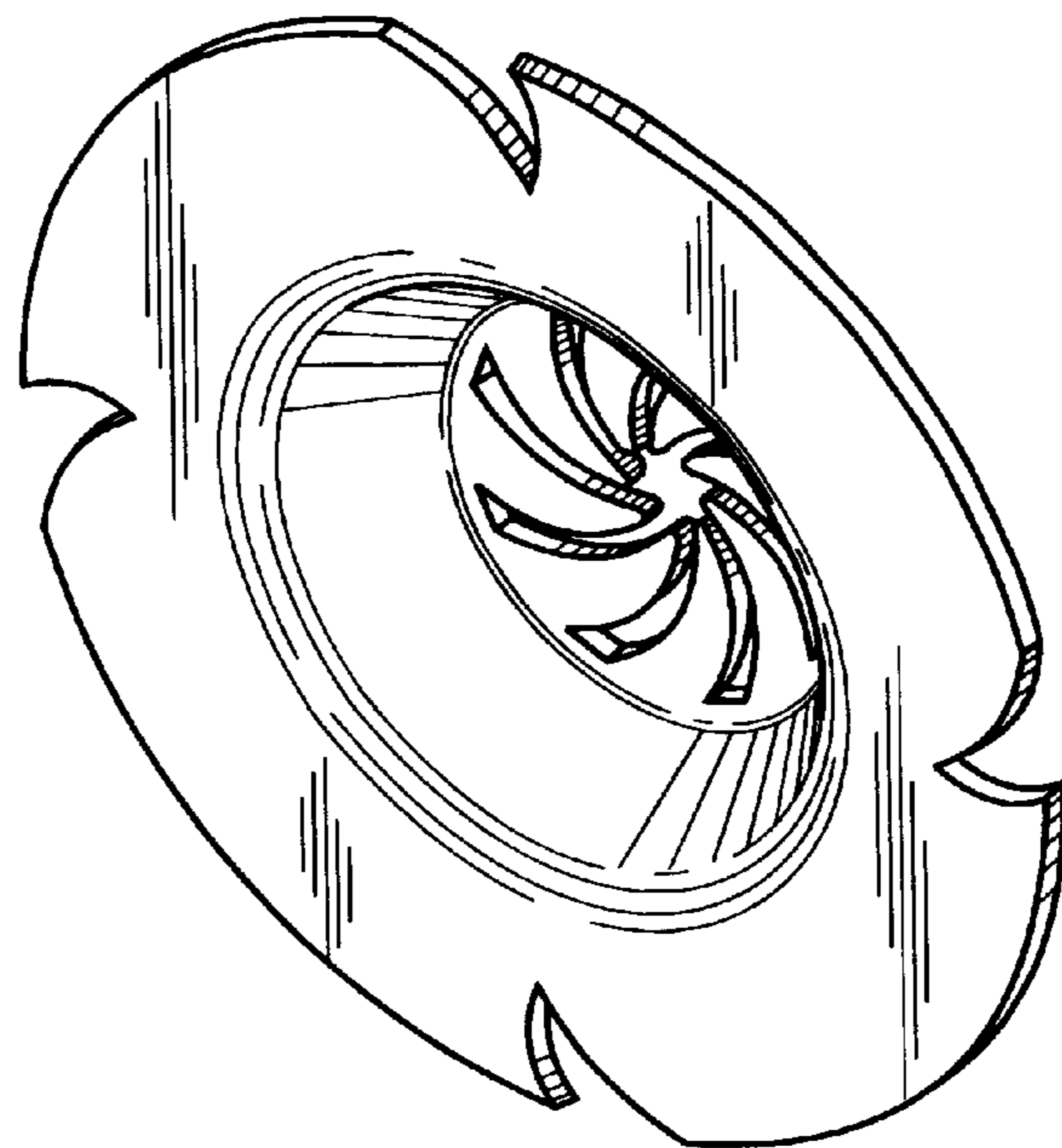
FIG. 1 is a bottom side perspective view of a scented sink strainer showing my new design;  
FIG. 2 is a top perspective view thereof;  
FIG. 3 is a top plan view thereof;  
FIG. 4 is a bottom view thereof;  
FIG. 5 is a right side view thereof;  
FIG. 6 is a left side view thereof;  
FIG. 7 is a front side elevational view thereof; and,  
FIG. 8 is a rear view thereof.

**1 Claim, 3 Drawing Sheets**

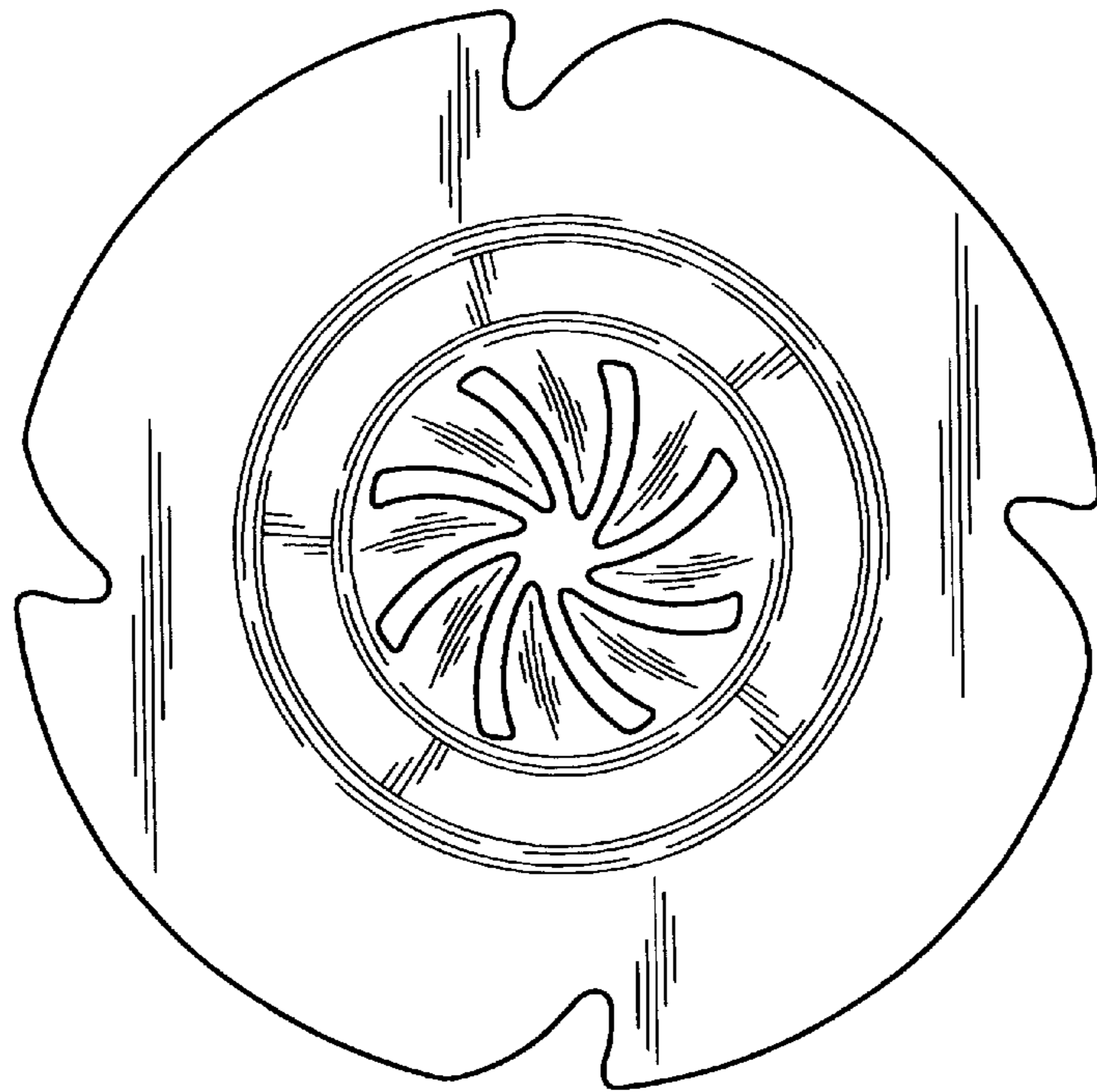




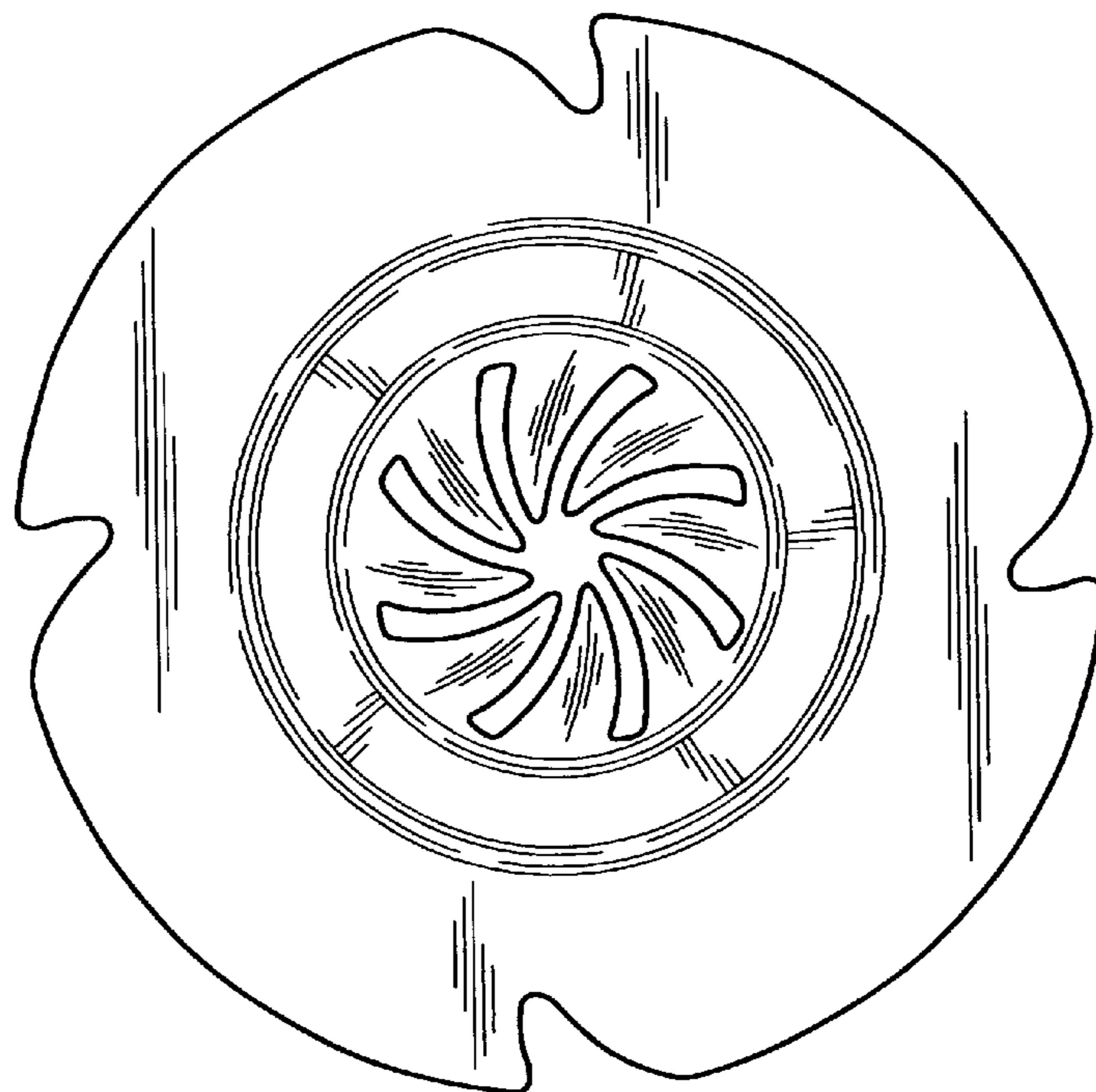
*Fig.1*



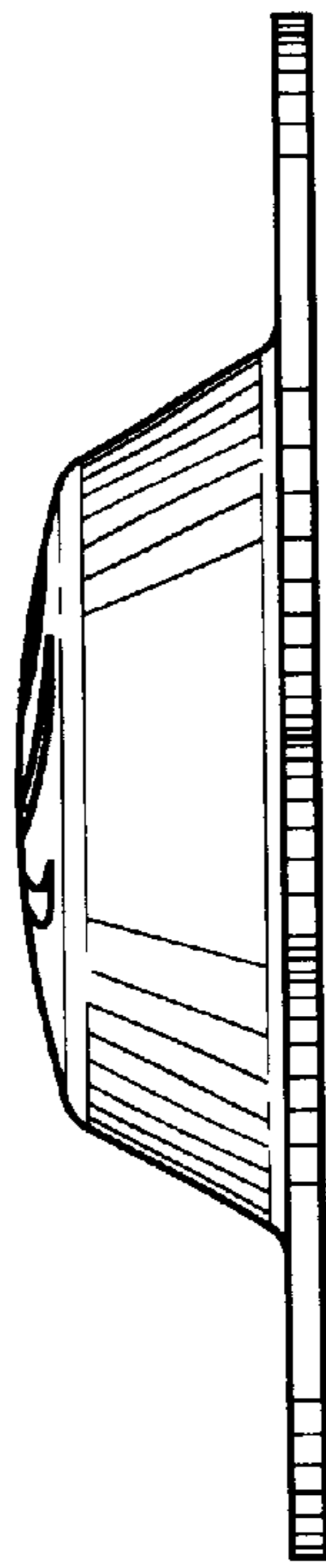
*Fig.2*




***Fig.3***




***Fig.4***



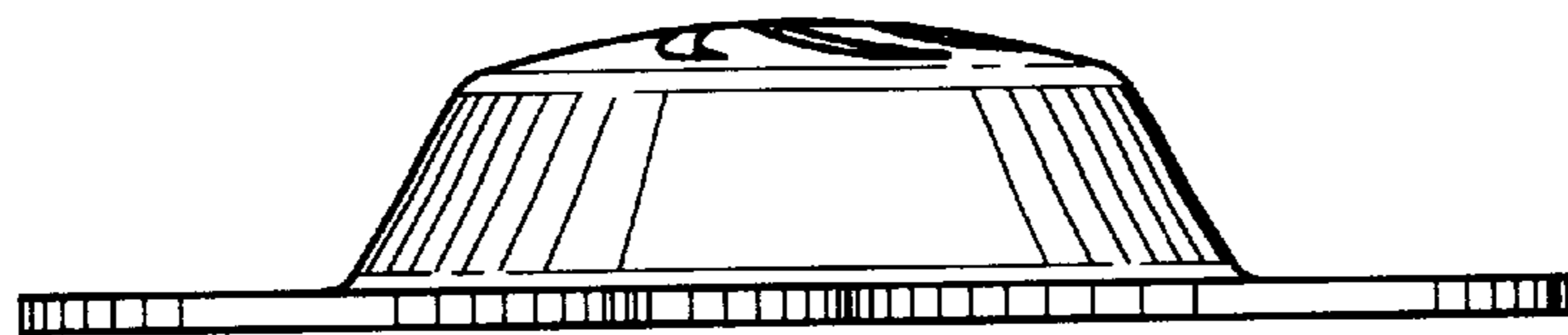
*Fig. 5*



*Fig. 6*



*Fig. 7*



*Fig. 8*