



US00D517163S

(12) **United States Design Patent**  
**Pesakovich et al.**

(10) **Patent No.:** **US D517,163 S**  
(45) **Date of Patent:** **\*\* Mar. 14, 2006**

(54) **FILTER MODULE**

(75) Inventors: **Boris Pesakovich**, Brookline, MA (US);  
**Joseph Almasian**, Westford, MA (US);  
**Stephen G. Hunt**, North Billerica, MA  
(US); **James J. Vigna**, Billerica, MA  
(US); **Joseph William Muldoon**, West  
Boylston, MA (US)

(73) Assignee: **Millipore Corporation**, Billerica, MA  
(US)

(\*\*) Term: **14 Years**

(21) Appl. No.: **29/217,949**

(22) Filed: **Nov. 23, 2004**

(51) **LOC (8) Cl.** ..... **23-01**

(52) **U.S. Cl.** ..... **D23/209**

(58) **Field of Classification Search** ..... D23/207,  
D23/209; 210/493.1, 493.3, 231

See application file for complete search history.

(56) **References Cited**

**U.S. PATENT DOCUMENTS**

D297,452 S	*	8/1988	Larsen	.....	D23/209
D324,720 S	*	3/1992	Kopf	.....	D23/209
D327,313 S	*	6/1992	Kopf	.....	D23/209
D357,059 S	*	4/1995	Kopf	.....	D23/209
5,792,348 A	*	8/1998	Eisinga	.....	210/224
6,827,851 B1	*	12/2004	Strohm et al.	.....	210/228

\* cited by examiner

*Primary Examiner*—Robin V. Webster  
(74) *Attorney, Agent, or Firm*—Niels & Lemack

(57) **CLAIM**

The ornamental design for a filter module, as shown.

**DESCRIPTION**

FIG. 1 is a front view from the filter module of the present invention;

FIG. 2 is a rear view of the filter module of the present invention;

FIG. 3 is a top view of the filter module of the present invention;

FIG. 4 is a first side view of the filter module of the present invention;

FIG. 5 is a second side view of the filter module of the present invention;

FIG. 6 is a bottom view of the filter module of the present invention;

FIG. 7 is a top view of an alternate embodiment of five adjacent filter modules;

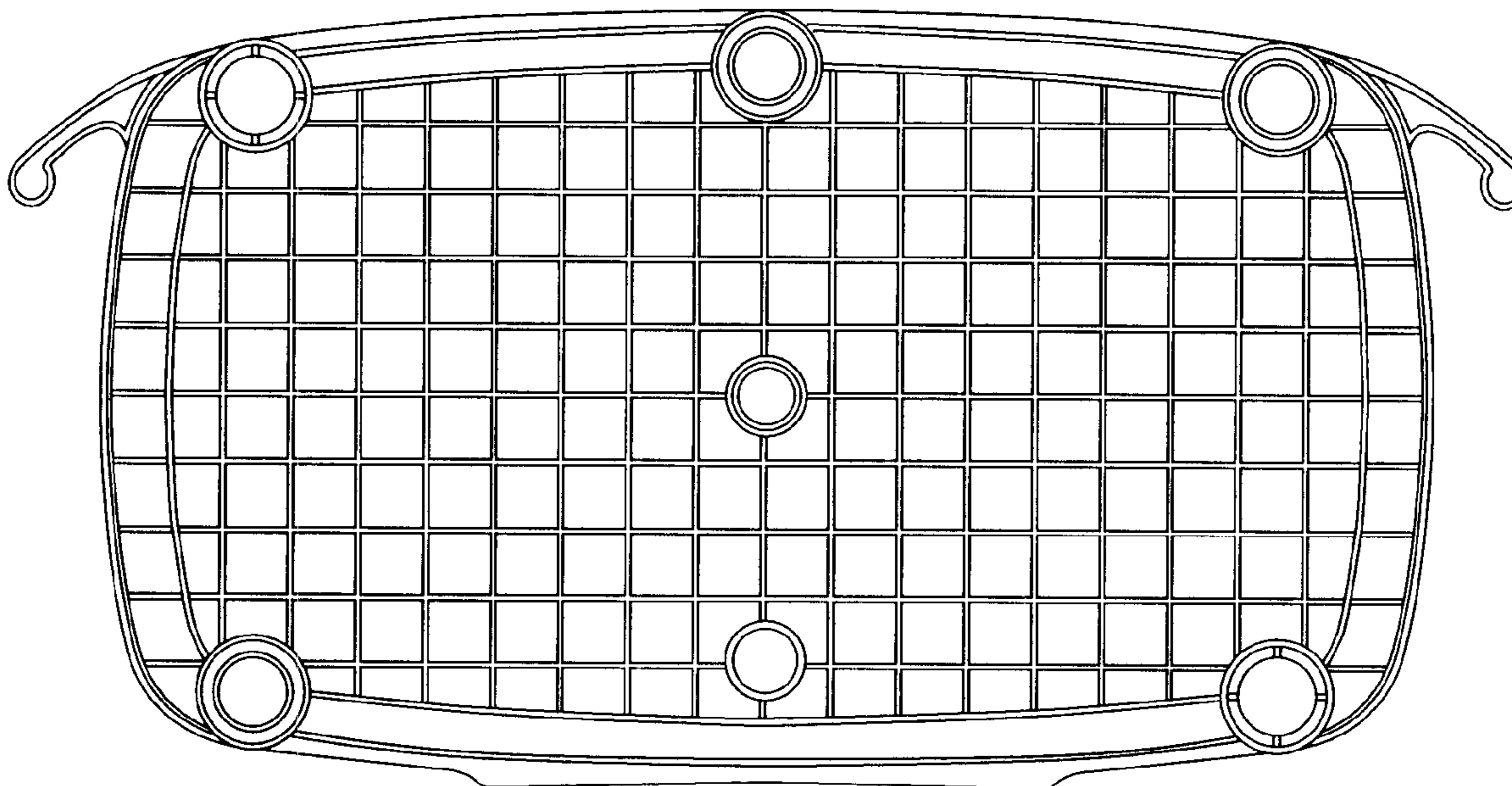
FIG. 8 is a side view thereof;

FIG. 9 is the other side view thereof; and,

FIG. 10 is a bottom view thereof.

The appearance of the front and rear of the embodiment shown in FIGS. 7–10, is the same as that shown in FIGS. 1 and 2.

**1 Claim, 10 Drawing Sheets**



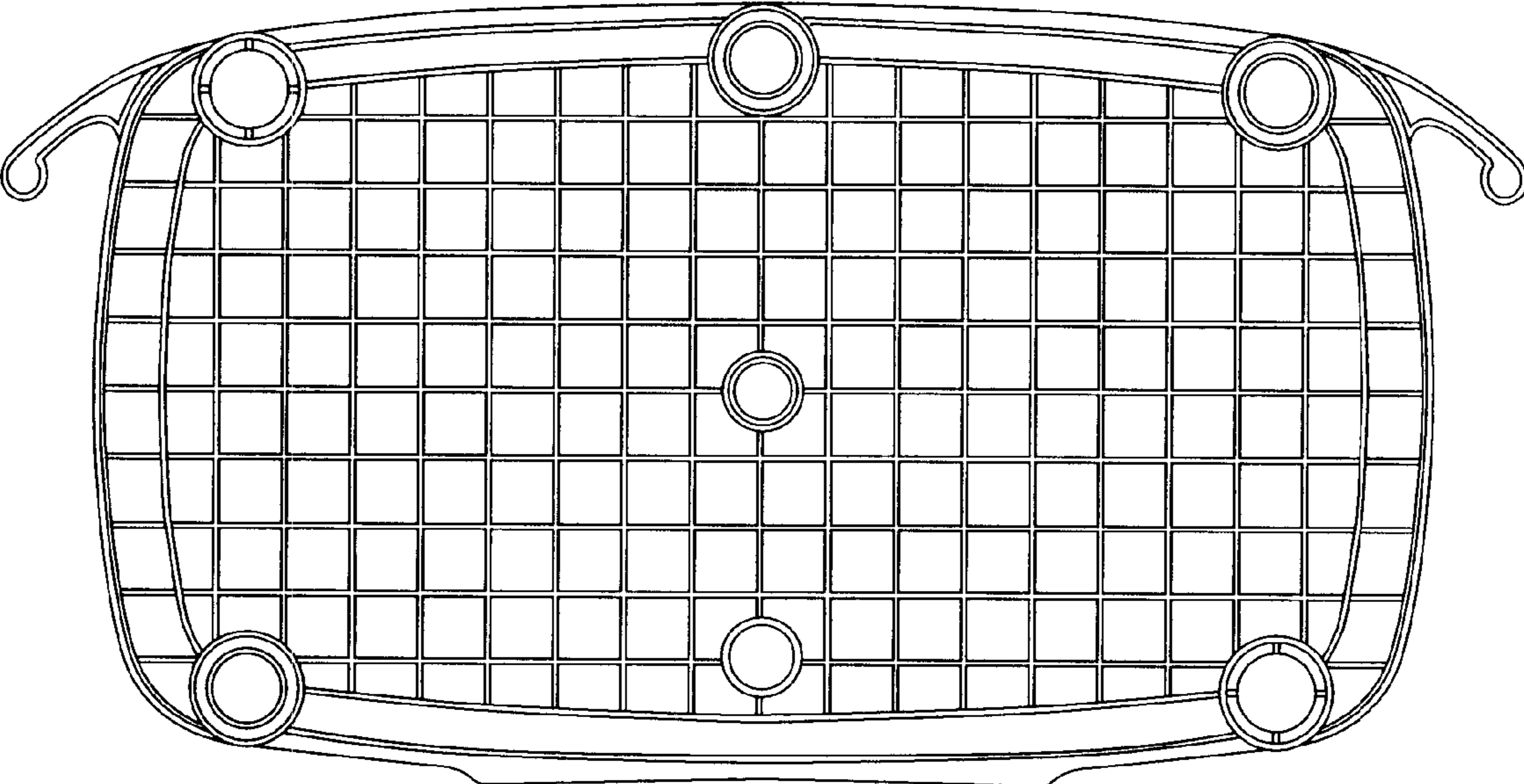


Figure 1

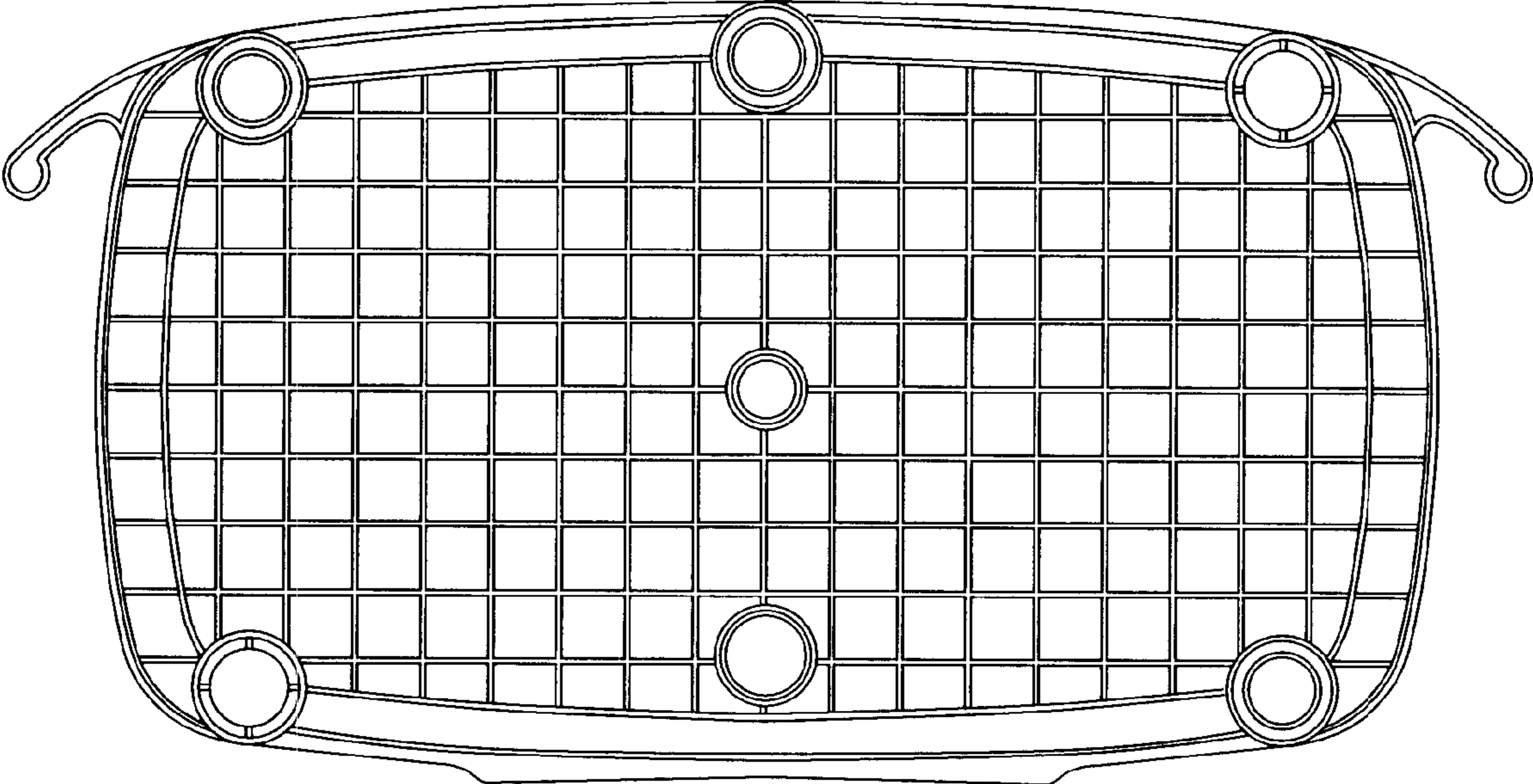


Figure 2




Figure 3



Figure 4

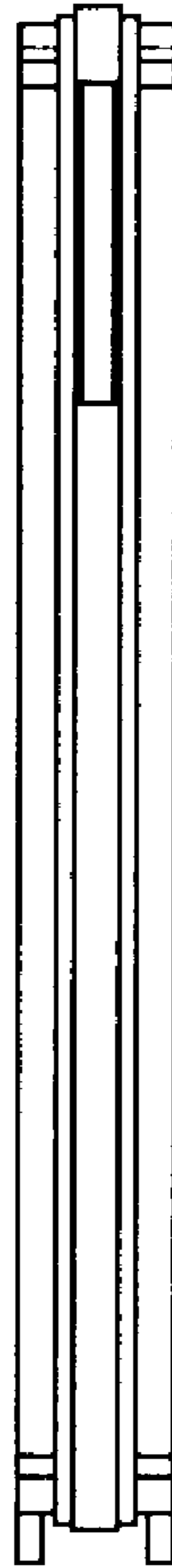


Figure 5




Figure 6




Figure 7






Figure 8




Figure 9




Figure 10