



US00D517154S

(12) **United States Design Patent**  
**Otto**

(10) **Patent No.:** **US D517,154 S**  
(45) **Date of Patent:** **\*\* Mar. 14, 2006**

(54) **EXPANDABLE BATON HANDLE**

(76) Inventor: **Kevin L. Otto**, 908 Oklahoma Ave.,  
Milwaukee, WI (US) 53215

(\*\*) Term: **14 Years**

(21) Appl. No.: **29/219,327**

(22) Filed: **Dec. 15, 2004**

(51) **LOC (8) Cl.** ..... **22-02**

(52) **U.S. Cl.** ..... **D22/117**

(58) **Field of Classification Search** ..... D22/117-120;  
273/84 R; 463/47.2-47.7; D21/725, 729;  
D8/300-317; D3/12, 7; D16/132  
See application file for complete search history.

(56) **References Cited**

**U.S. PATENT DOCUMENTS**

D164,241 S	*	8/1951	Karns	.....	D21/725
D354,328 S	*	1/1995	McCarty	.....	D22/117
D404,789 S	*	1/1999	Starrett	.....	D22/117
6,306,040 B1	*	10/2001	Chang	.....	463/47.7
D452,545 S	*	12/2001	Starrett	.....	D22/117
D483,827 S	*	12/2003	Ciesar	.....	D21/725

\* cited by examiner

*Primary Examiner*—Catherine R. Oliver

(74) *Attorney, Agent, or Firm*—Andrus, Scales, Starke &  
Sawall, LLP

(57) **CLAIM**

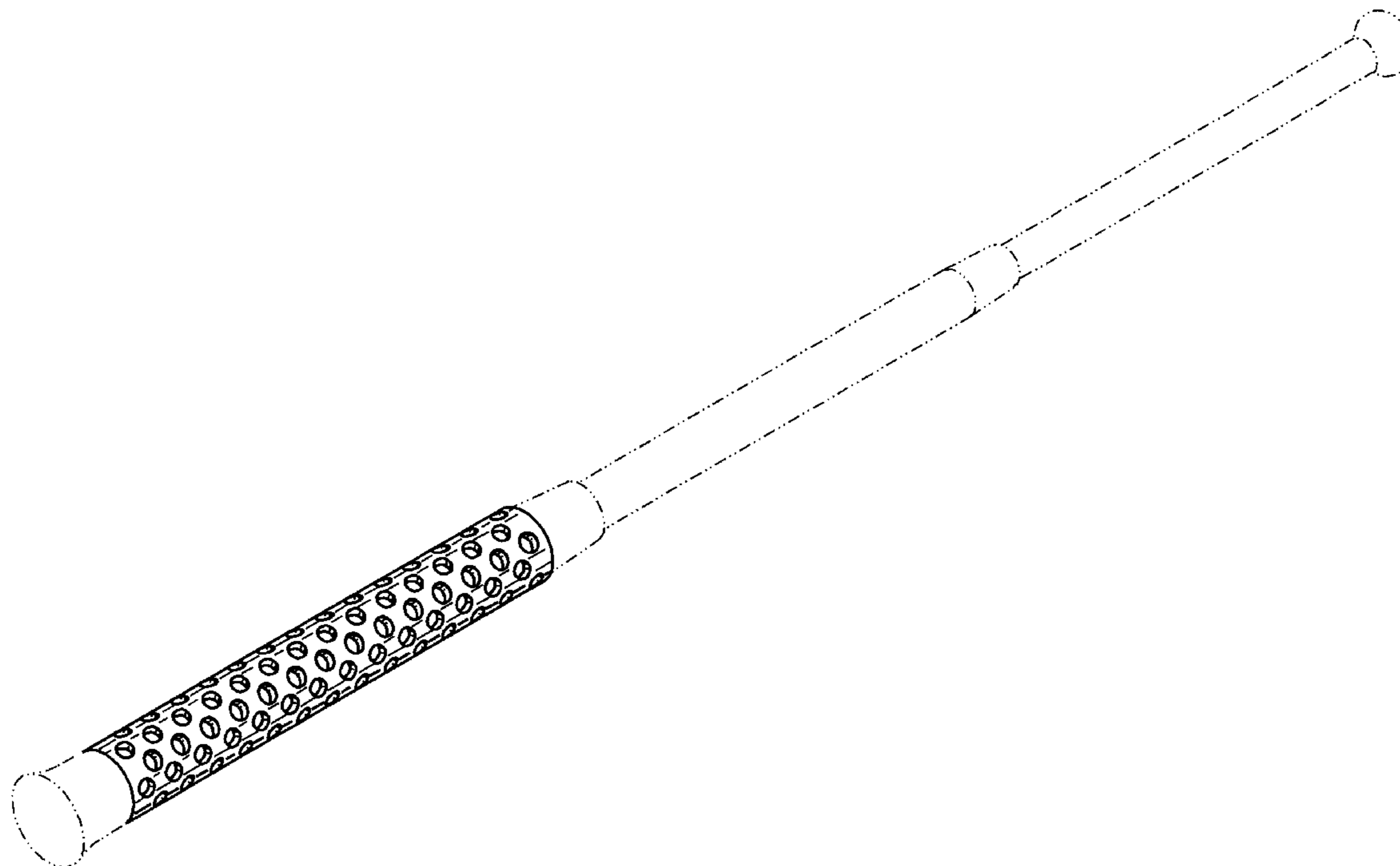
The ornamental design for an expandable baton handle, as shown and described.

**DESCRIPTION**

FIG. 1 is a isometric view of an expandable baton handle; FIG. 2 is a top view of the expandable baton handle, wherein the bottom view is identical thereto; FIG. 3 is a right side of the expandable baton handle, where the left side view is a mirror image thereof; FIG. 4 is a front view of the expandable baton handle; FIG. 5 is an isometric view of the handle with the expandable baton in the retracted position; and, FIG. 6 is a top view of the handle with the expandable baton in its retracted position.

The broken lines in the above drawings are shown for illustration purposes only and form no part of the claimed design.

**1 Claim, 2 Drawing Sheets**



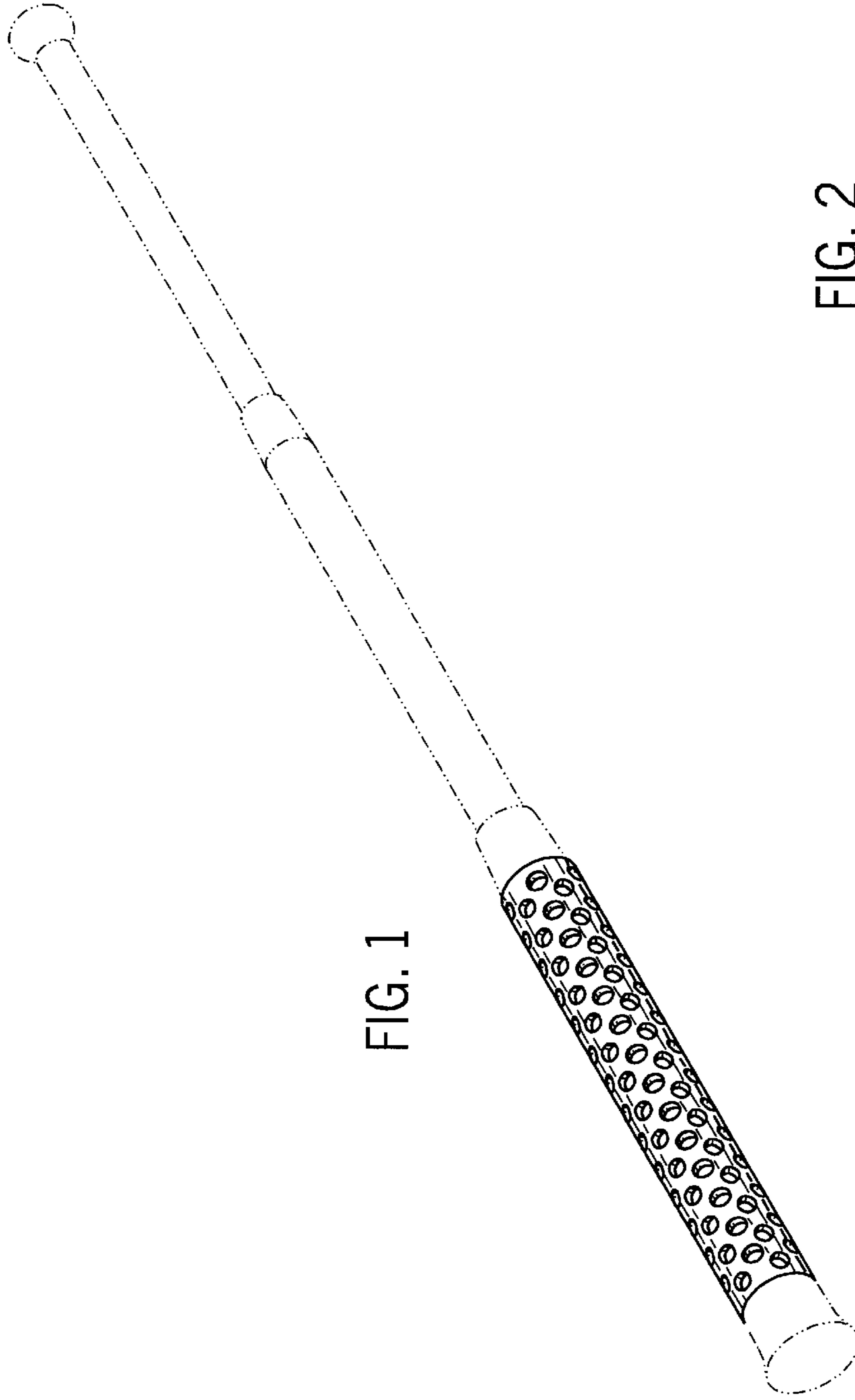


FIG. 1

FIG. 2




FIG. 3




FIG. 4



FIG. 5

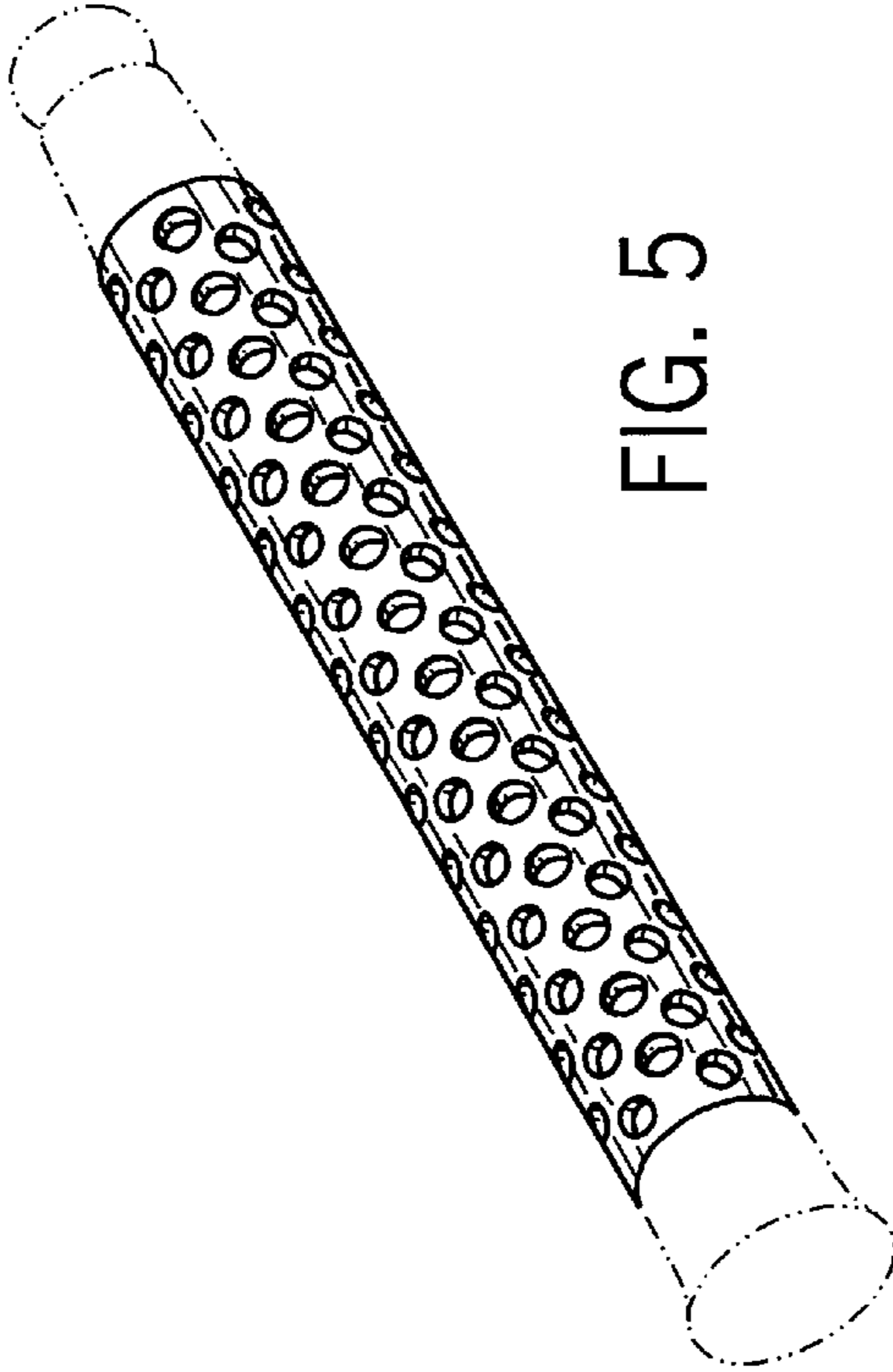


FIG. 6

