



US00D517150S

(12) **United States Design Patent**  
**MacDowell**

(10) **Patent No.:** **US D517,150 S**  
(45) **Date of Patent:** **\*\* Mar. 14, 2006**

(54) **GOLF CLUB STAND**

D458,660 S \* 6/2002 Stealey ..... D21/796

(76) Inventor: **William MacDowell**, 7152 Oakwood,  
New Port Richey, FL (US) 34652

\* cited by examiner

(\*\*) Term: **14 Years**

*Primary Examiner*—Mitchell Siegel  
(74) *Attorney, Agent, or Firm*—Louis J. Brunoforte

(21) Appl. No.: **29/217,650**

(57) **CLAIM**

(22) Filed: **Nov. 19, 2004**

The ornamental design for a golf club stand, as shown and described.

(51) **LOC (8) Cl.** ..... **21-02**

(52) **U.S. Cl.** ..... **D21/796**

(58) **Field of Classification Search** ..... D21/789,  
D21/796; 473/282; 248/96, 156; 206/315.2;  
172/438, 713

**DESCRIPTION**

See application file for complete search history.

FIG. 1 is a front view of the golf club stand illustrating my design.

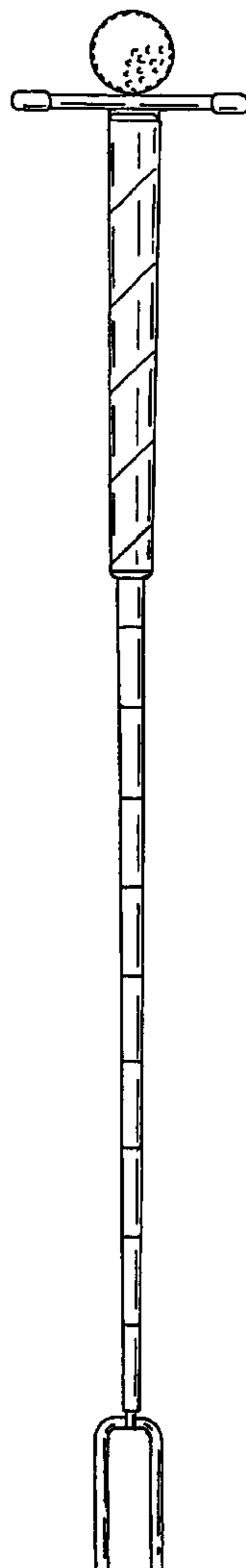
FIG. 2 is a back view of the golf club stand of FIG. 1;  
FIG. 3 is a side view of the golf club stand of FIG. 1; the undisclosed opposite side being a mirror image;  
FIG. 4 is a top view of the golf club stand of FIG. 1; and,  
FIG. 5 is a bottom view of the golf club stand of FIG. 1.

(56) **References Cited**

**U.S. PATENT DOCUMENTS**

5,149,087 A \* 9/1992 Thompson, Jr. .... 473/286  
D360,451 S \* 7/1995 Levocz et al. .... D21/796

**1 Claim, 2 Drawing Sheets**



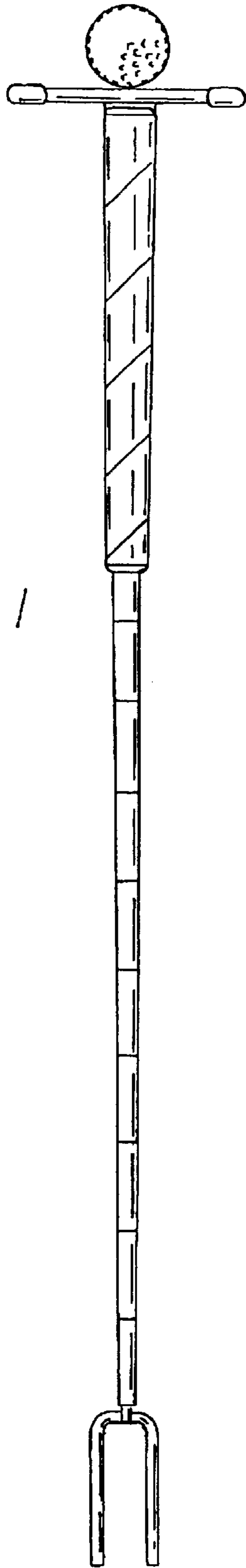


FIG 1

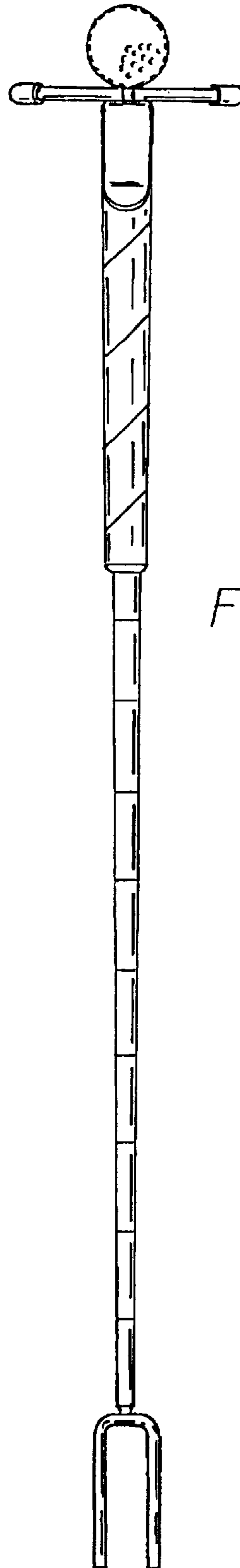


FIG 2

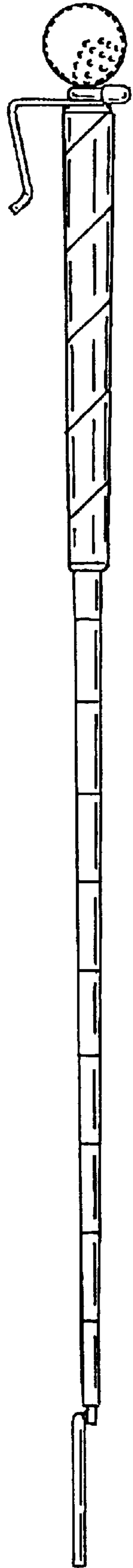


FIG 3

FIG 4

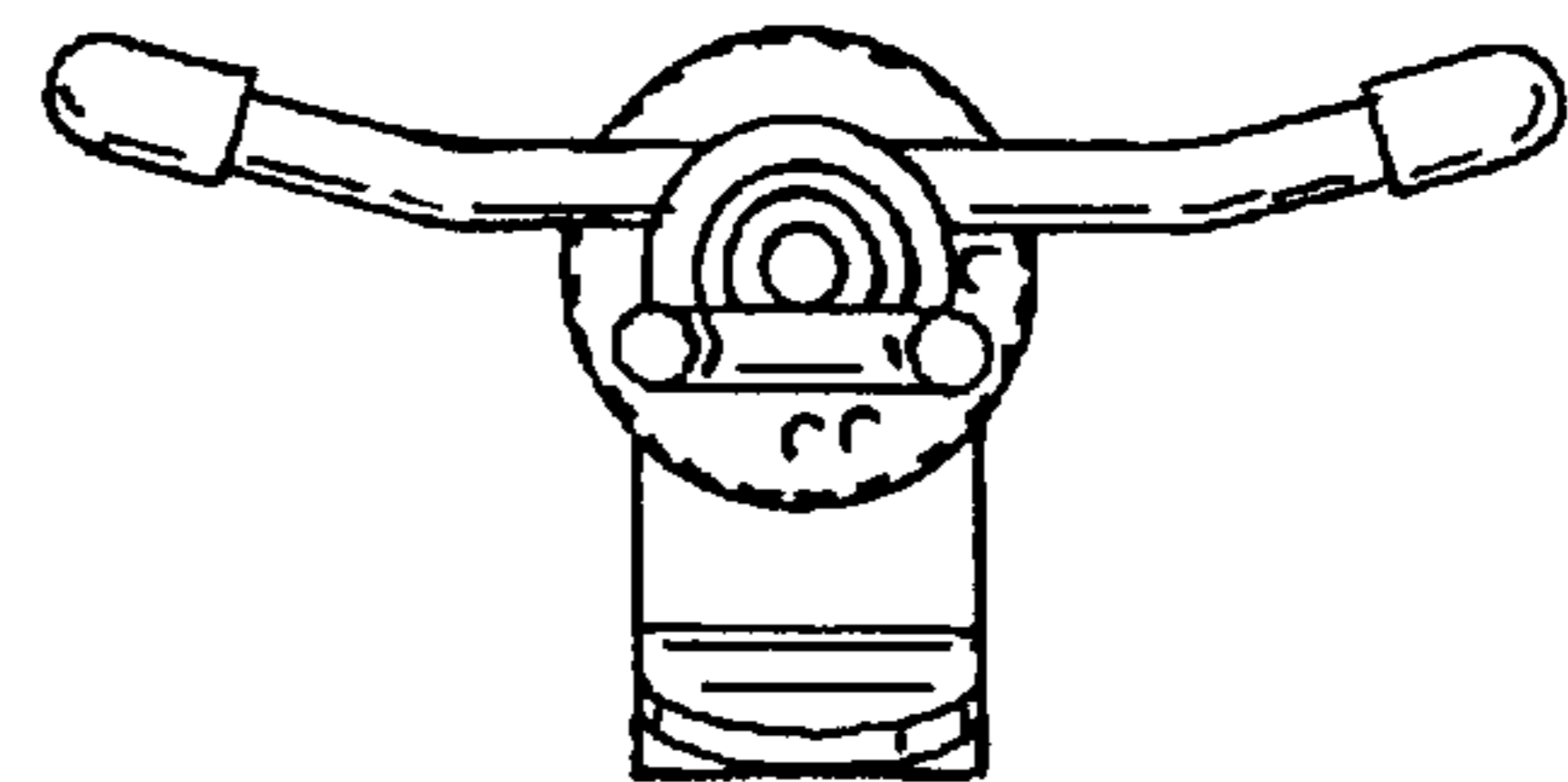
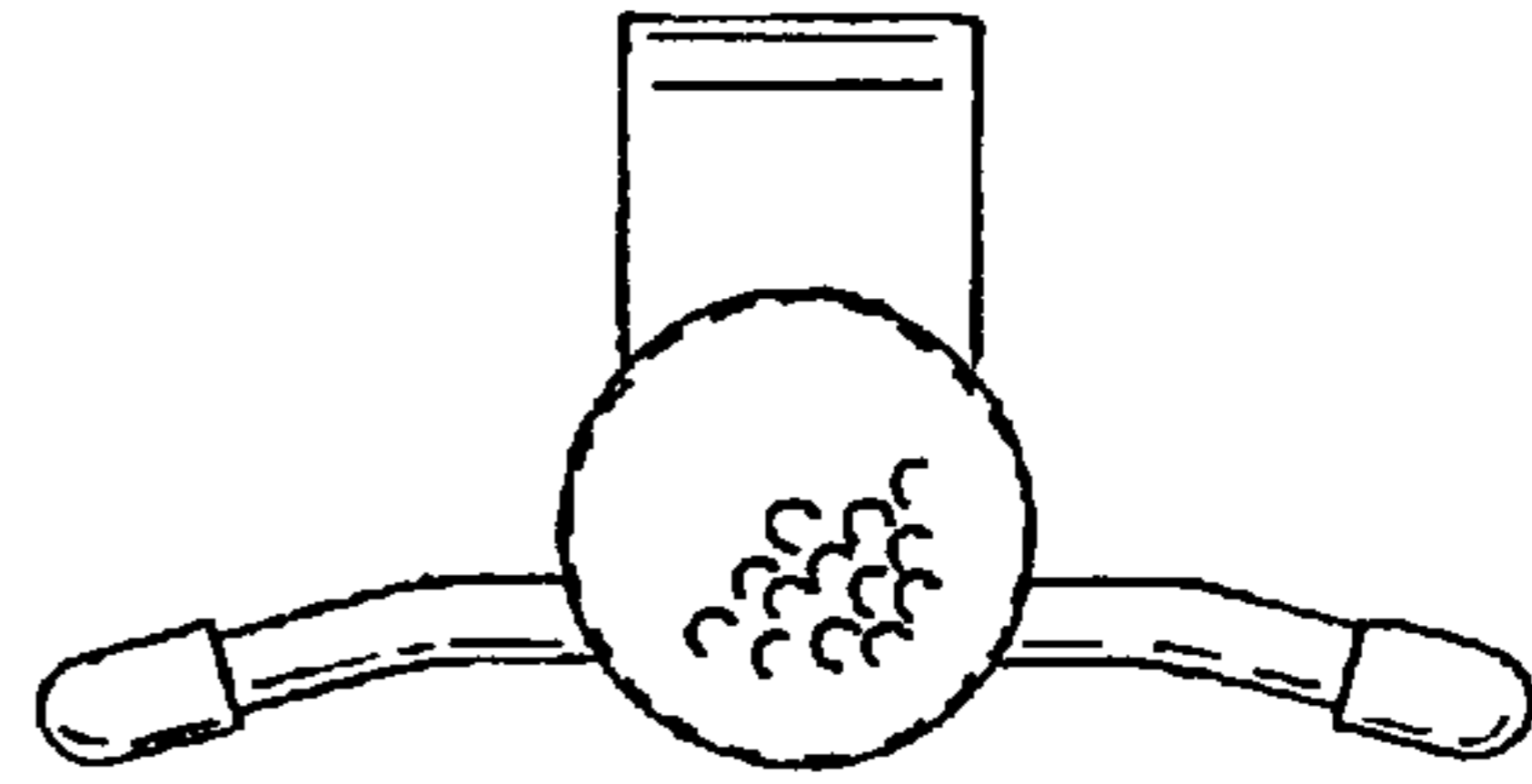


FIG 5