



US00D517139S

(12) **United States Design Patent**
Kim

(10) **Patent No.:** **US D517,139 S**
(45) **Date of Patent:** **** Mar. 14, 2006**

(54) **GOLF BALL RETRIEVAL DEVICE**

(76) **Inventor:** **John Kim**, 1290 Lawrence Station Rd.,
Sunnydale, CA (US) 94089

(**) **Term:** **14 Years**

(21) **Appl. No.:** **29/209,243**

(22) **Filed:** **Jul. 14, 2004**

(51) **LOC (8) Cl.** **21-02**

(52) **U.S. Cl.** **D21/721**

(58) **Field of Classification Search** D21/717,
D21/721, 789, 793, 794; 473/285, 286; 294/19.2
See application file for complete search history.

(56) **References Cited**

U.S. PATENT DOCUMENTS

1,674,294 A	6/1928	O'Rourke	
D75,984 S	* 8/1928	Reich	D21/717
3,462,184 A	8/1969	Russell	
3,779,551 A	* 12/1973	Wilson	473/568
3,922,026 A	11/1975	Schweitzer	
4,787,632 A	11/1988	Nigrelli et al.	
5,190,288 A	3/1993	Rogers	
5,299,846 A	4/1994	Rush	
5,310,177 A	5/1994	Conrad et al.	
5,328,174 A	7/1994	Reeder	
5,423,543 A	6/1995	Tarrant	
5,460,366 A	10/1995	Pugh	
5,520,389 A	5/1996	Furrow	
D377,817 S	* 2/1997	Huber	D21/721

5,690,558 A	* 11/1997	Huber	473/285
5,772,533 A	6/1998	Dahlmann	
5,839,972 A	11/1998	Swanson	
2002/0169030 A1	11/2002	Chun-Sheng	
2002/0193183 A1	12/2002	Aikman	
2004/0067798 A1	* 4/2004	O'Donnell	

* cited by examiner

Primary Examiner—Mitchell Siegel

(74) *Attorney, Agent, or Firm*—Jones, Tullar & Cooper, PC

(57) **CLAIM**

The ornamental design for a golf ball retrieval device, as shown and described.

DESCRIPTION

FIG. 1 is a side elevated view of the golf ball retrieval device in accordance with the present invention showing its use relative to a golf ball;

FIG. 2 shows a top plan view of the golf ball retrieval device;

FIG. 3 shows a bottom plan view of the golf ball retrieval device;

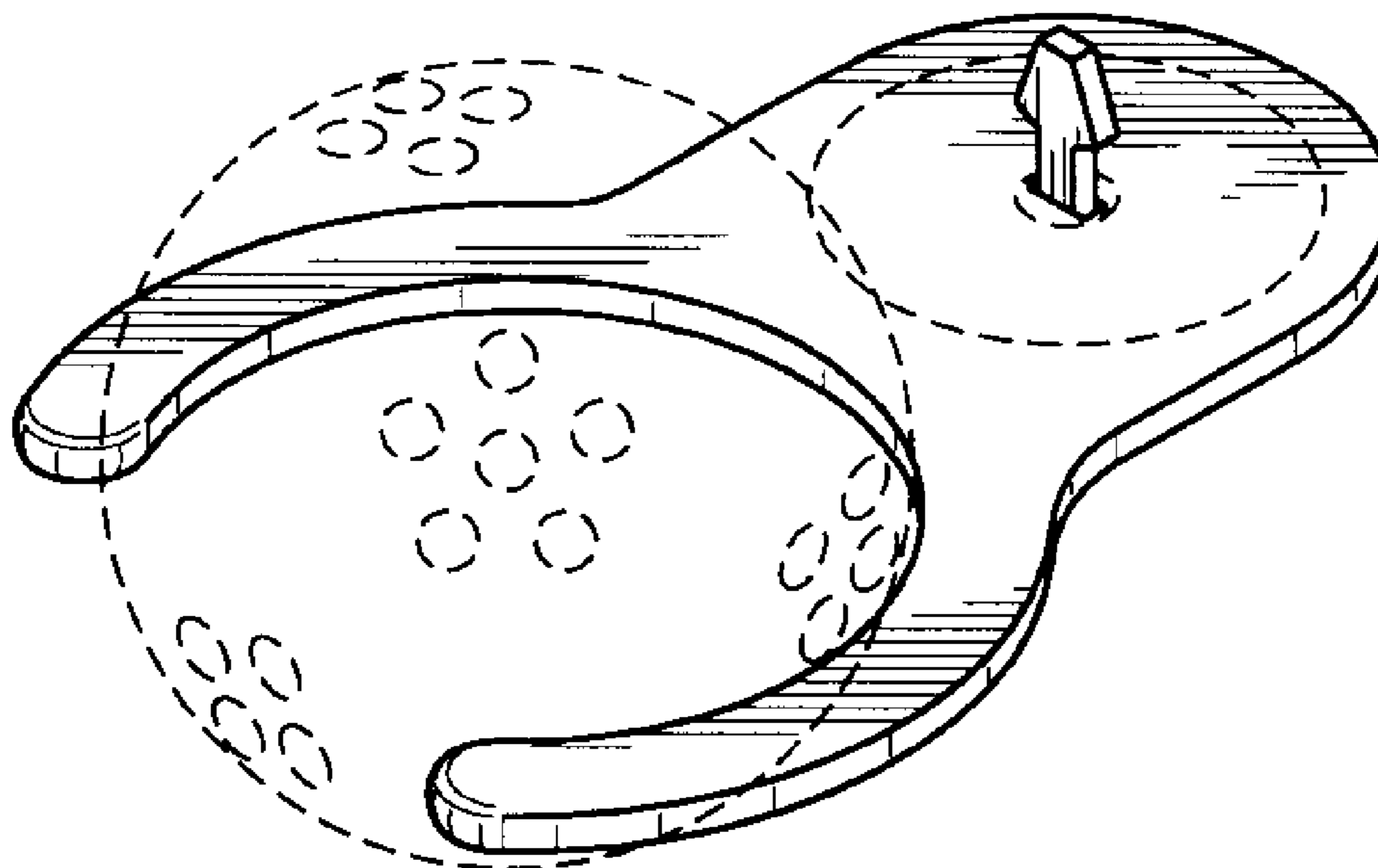
FIG. 4 shows a side view of the golf ball retrieval device;

FIG. 5 shows a front view of the golf ball retrieval device; and,

FIG. 6 shows a rear view of the golf ball retrieval device.

The broken line showing of is for illustrative purposes only and forms no part of the claimed design.

1 Claim, 1 Drawing Sheet



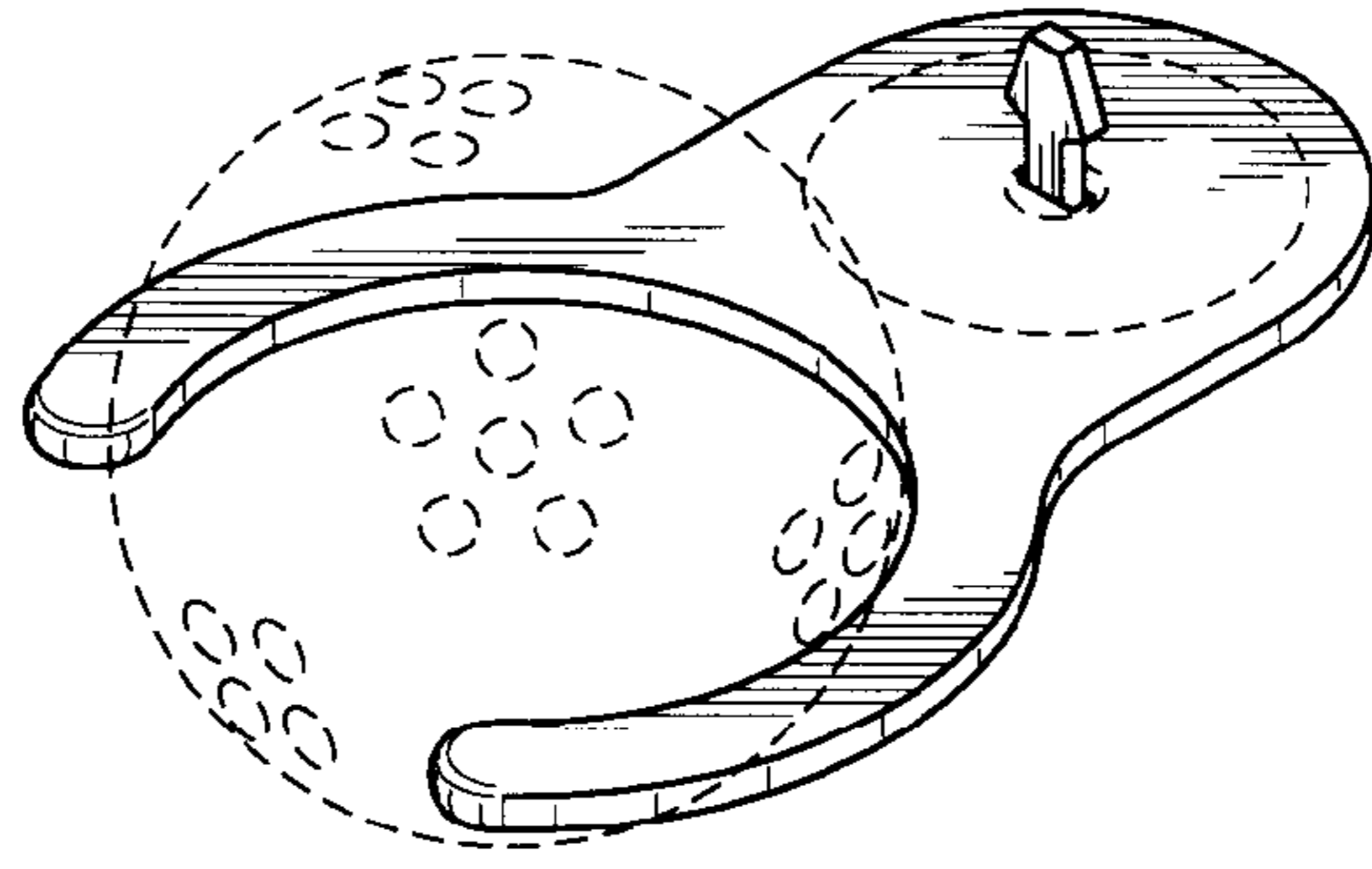


FIG. 1

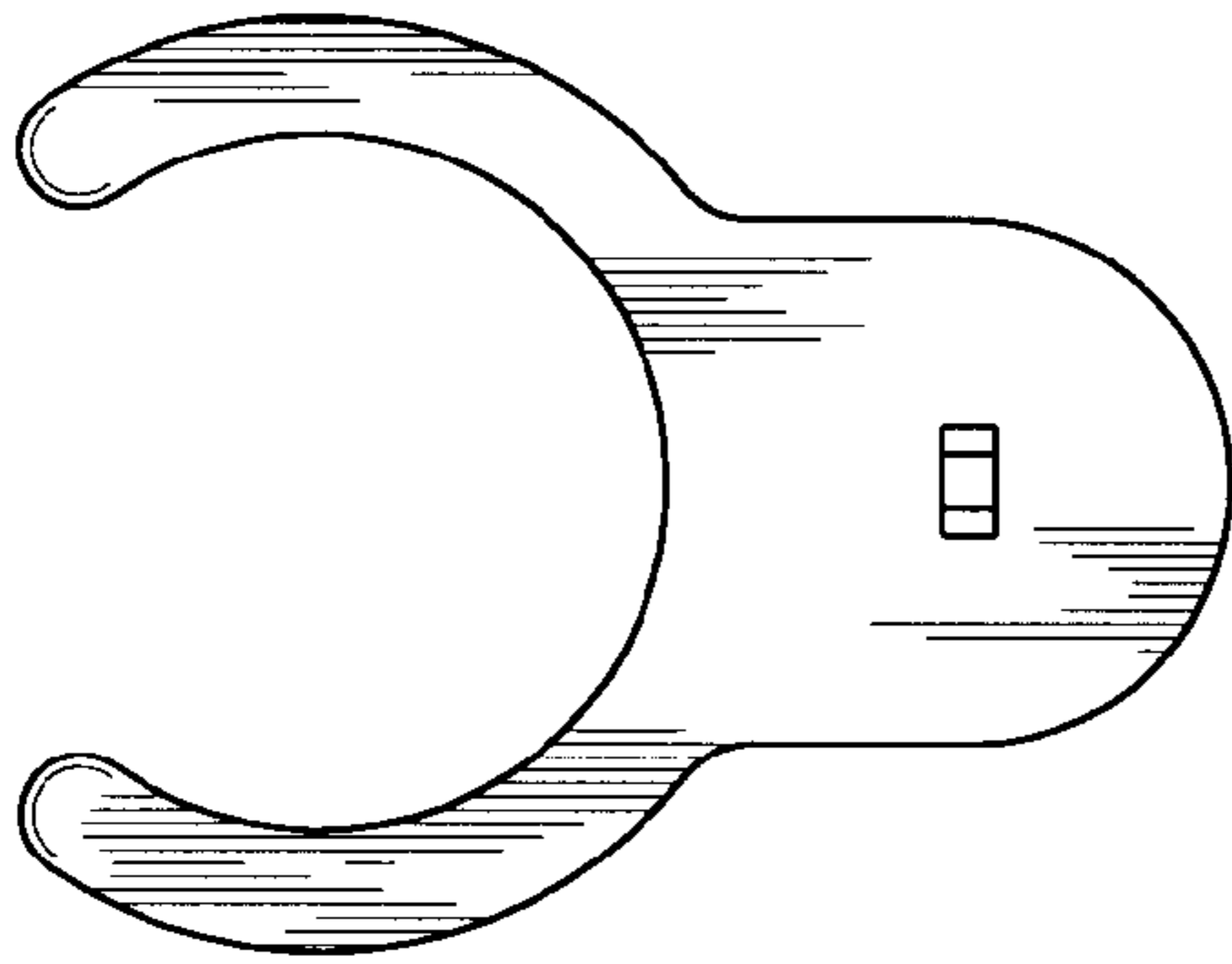


FIG. 2

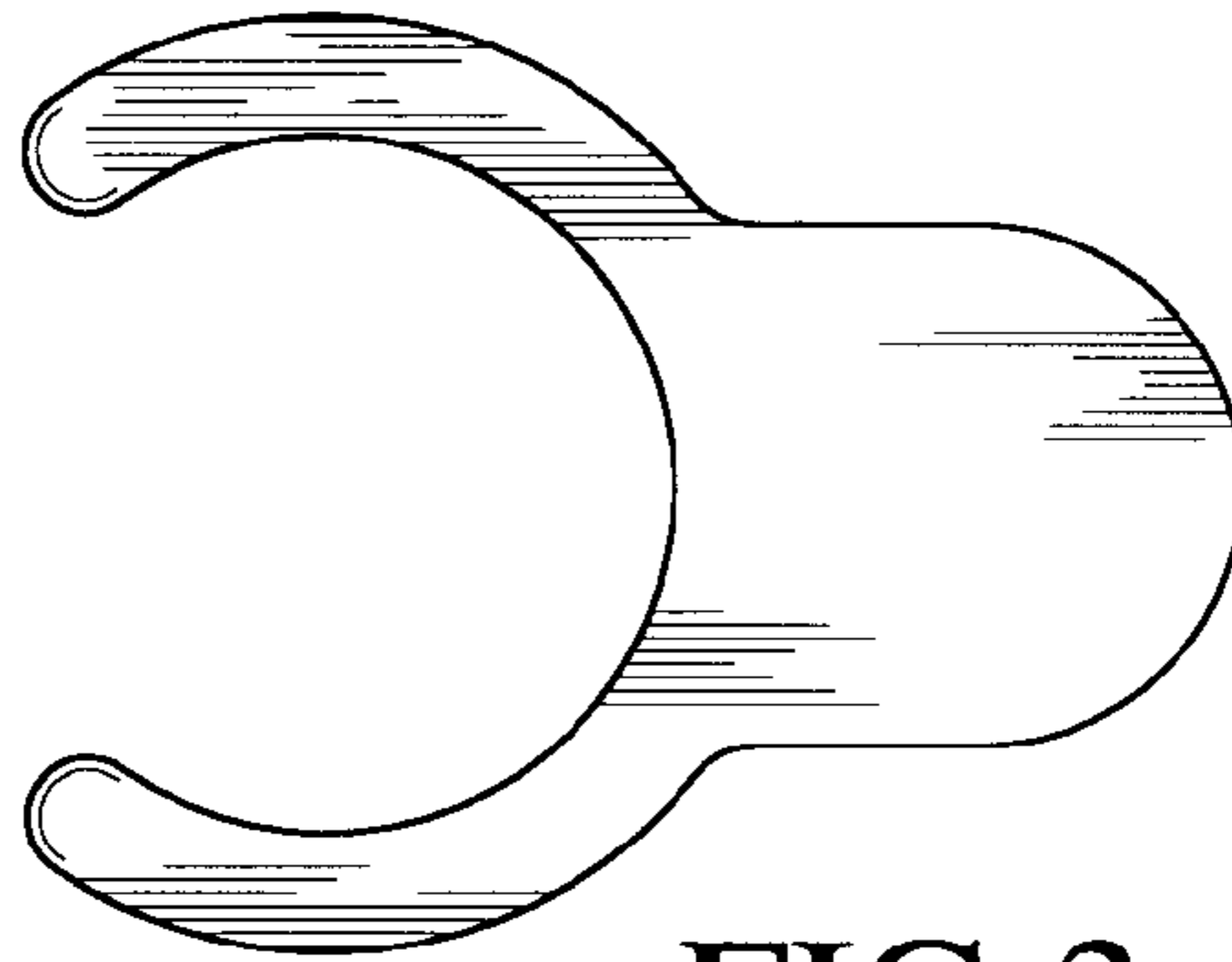


FIG. 3



FIG. 4

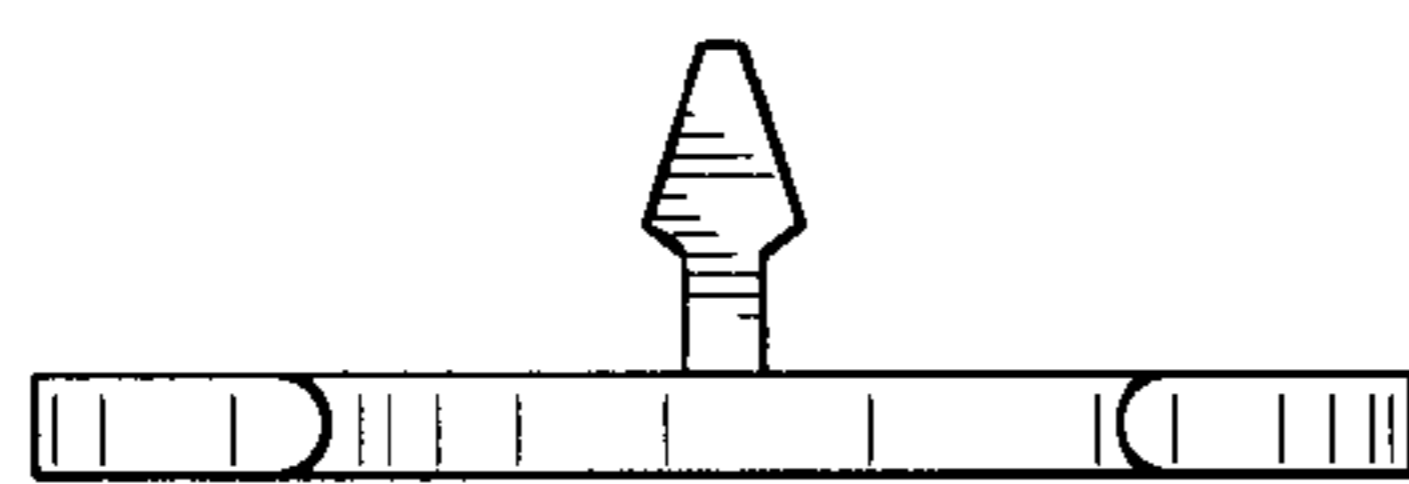


FIG. 5

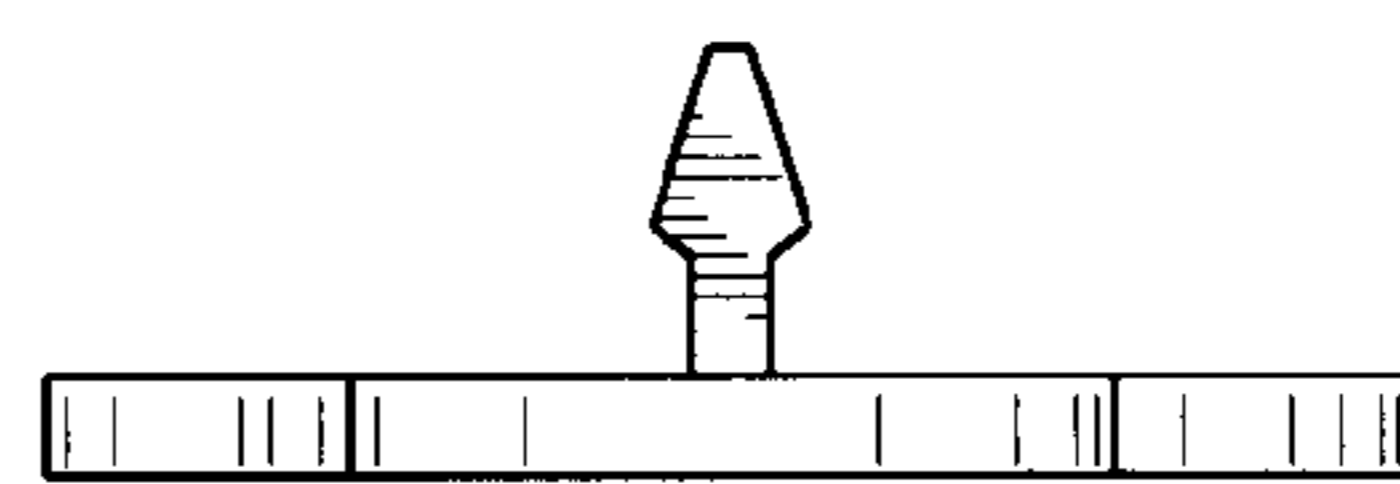


FIG. 6