



US00D517101S

(12) **United States Design Patent**  
**Cho et al.**

(10) **Patent No.:** **US D517,101 S**  
(45) **Date of Patent:** **\*\* Mar. 14, 2006**

(54) **REFRIGERATOR**

D491,203 S \* 6/2004 Seok et al. .... D15/85  
D491,582 S \* 6/2004 Seok et al. .... D15/85  
D491,960 S \* 6/2004 Kang et al. .... D15/85

(75) Inventors: **Kyeong Chul Cho**, Kyunggi-do (KR);  
**Gwan Woo Park**, Seoul (KR)

\* cited by examiner

(73) Assignee: **LG Electronics Inc.**, Seoul (KR)

*Primary Examiner*—Nanda Bondade

(\*\*) Term: **14 Years**

*Assistant Examiner*—Shanda C. Hill

(74) *Attorney, Agent, or Firm*—Birch, Stewart, Kolasch &  
Birch, LLP

(21) Appl. No.: **29/228,052**

(22) Filed: **Apr. 20, 2005**

(57) **CLAIM**

(51) **LOC (8) Cl.** ..... **15-07**

We claim the ornamental design for refrigerator, as shown  
and described.

(52) **U.S. Cl.** ..... **D15/87; D15/85**

(58) **Field of Classification Search** ..... D15/79–88;  
62/246–255, 275, 337, 344, 377, 384, 389,  
62/440–456, 467, 529, 3.6; 220/592.01, 592.02;  
312/236, 401–408

**DESCRIPTION**

See application file for complete search history.

FIG. 1 is a perspective view of refrigerator showing the new  
design:

FIG. 2 is a front elevation view thereof;

FIG. 3 is a rear elevation view thereof;

FIG. 4 is a left-side elevation view thereof;

FIG. 5 is a right-side elevation view thereof;

FIG. 6 is a top plan view thereof; and,

FIG. 7 is a bottom plan view thereof.

(56) **References Cited**

**U.S. PATENT DOCUMENTS**

D467,598 S \* 12/2002 Park et al. .... D15/85  
D477,614 S \* 7/2003 Seok et al. .... D15/83  
D478,101 S \* 8/2003 Seok et al. .... D15/83

**1 Claim, 4 Drawing Sheets**

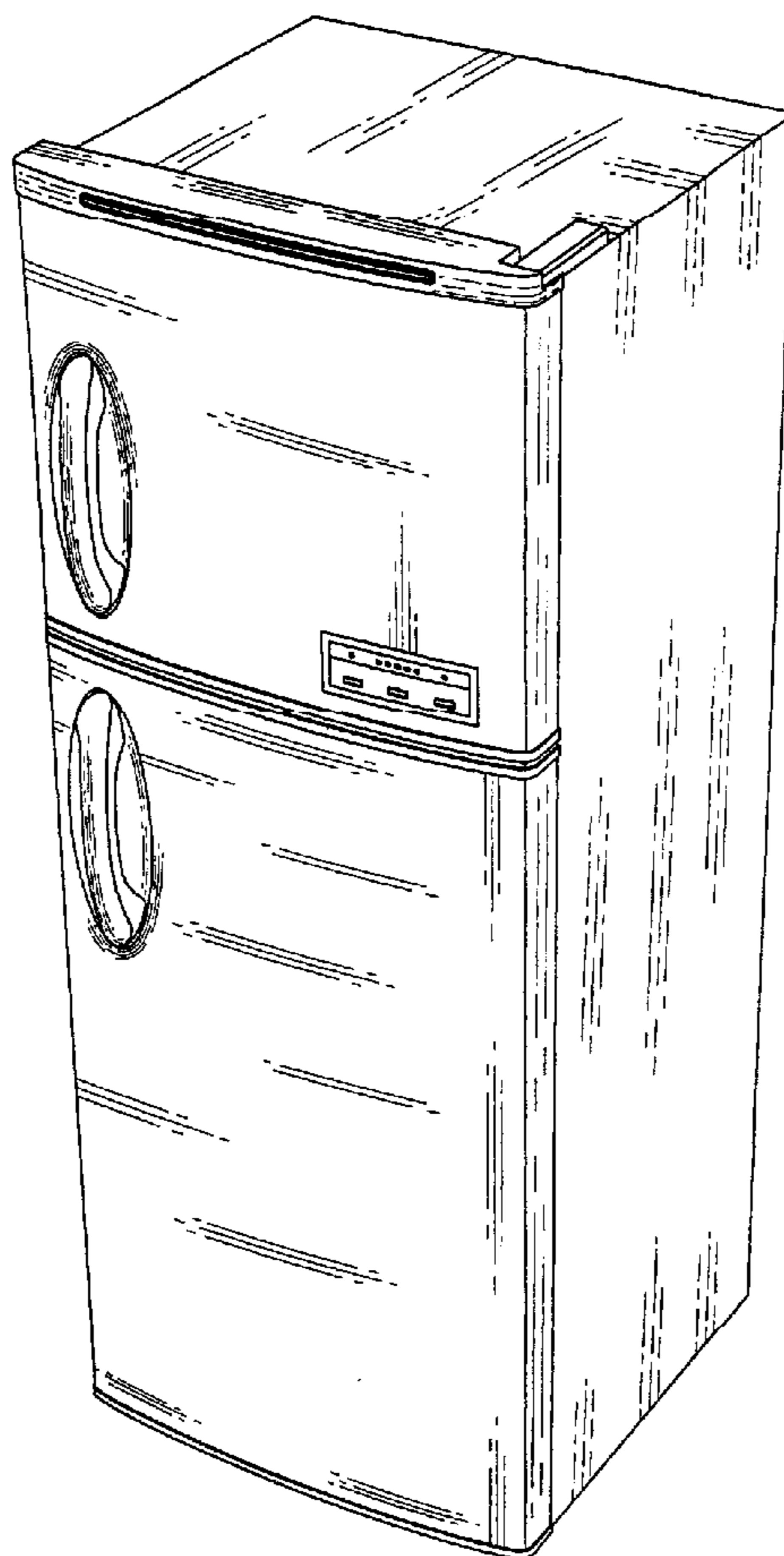


FIG. 1




FIG. 2

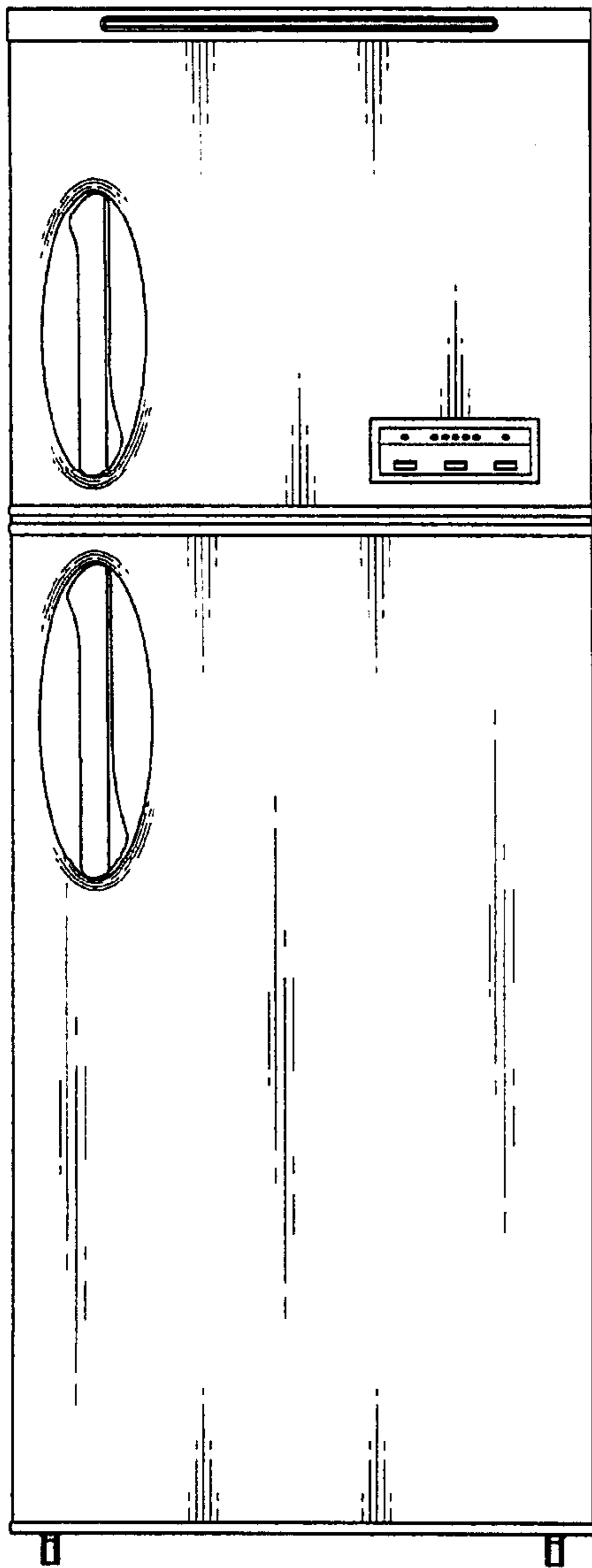


FIG. 3




FIG. 4

FIG. 5

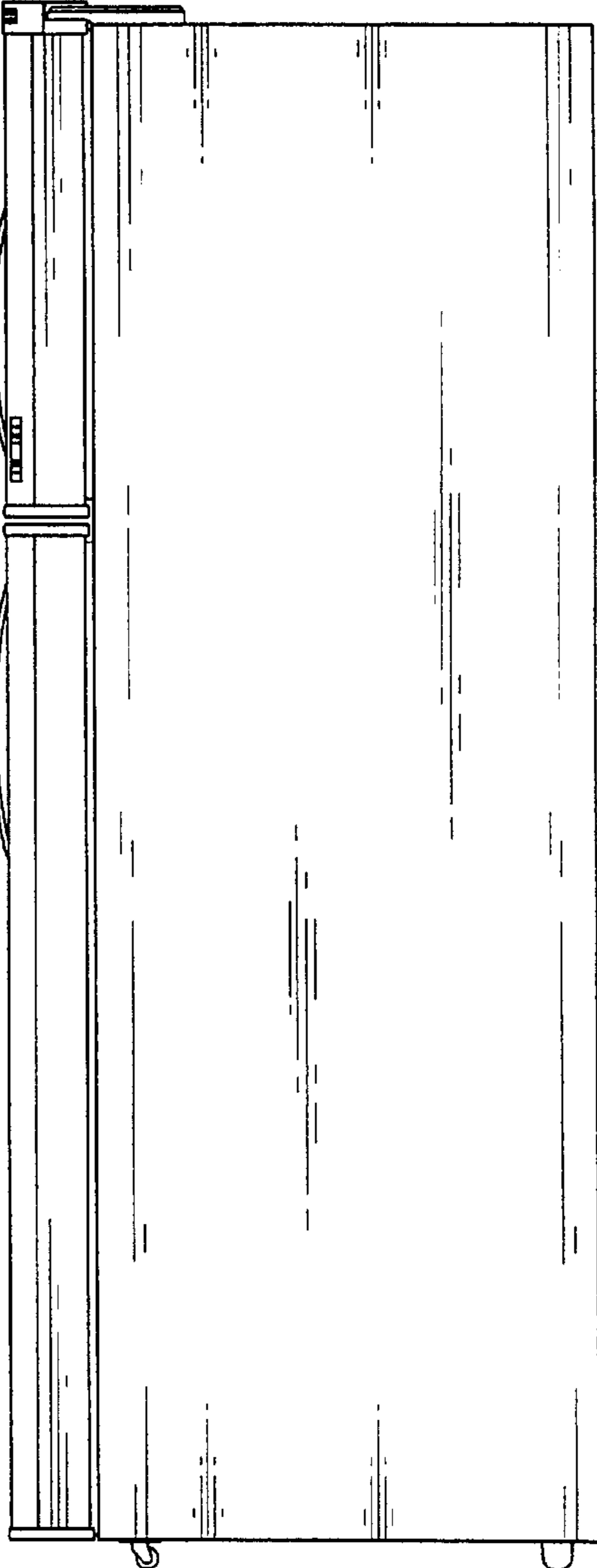
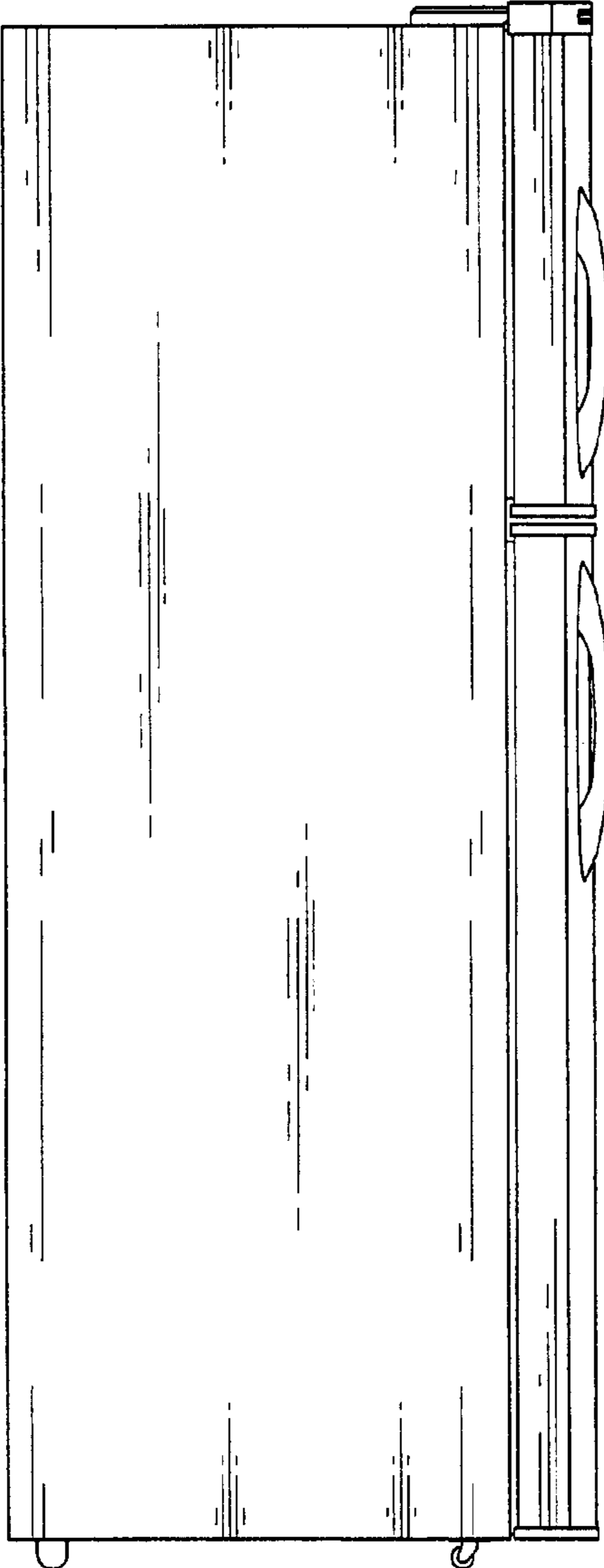


FIG. 6

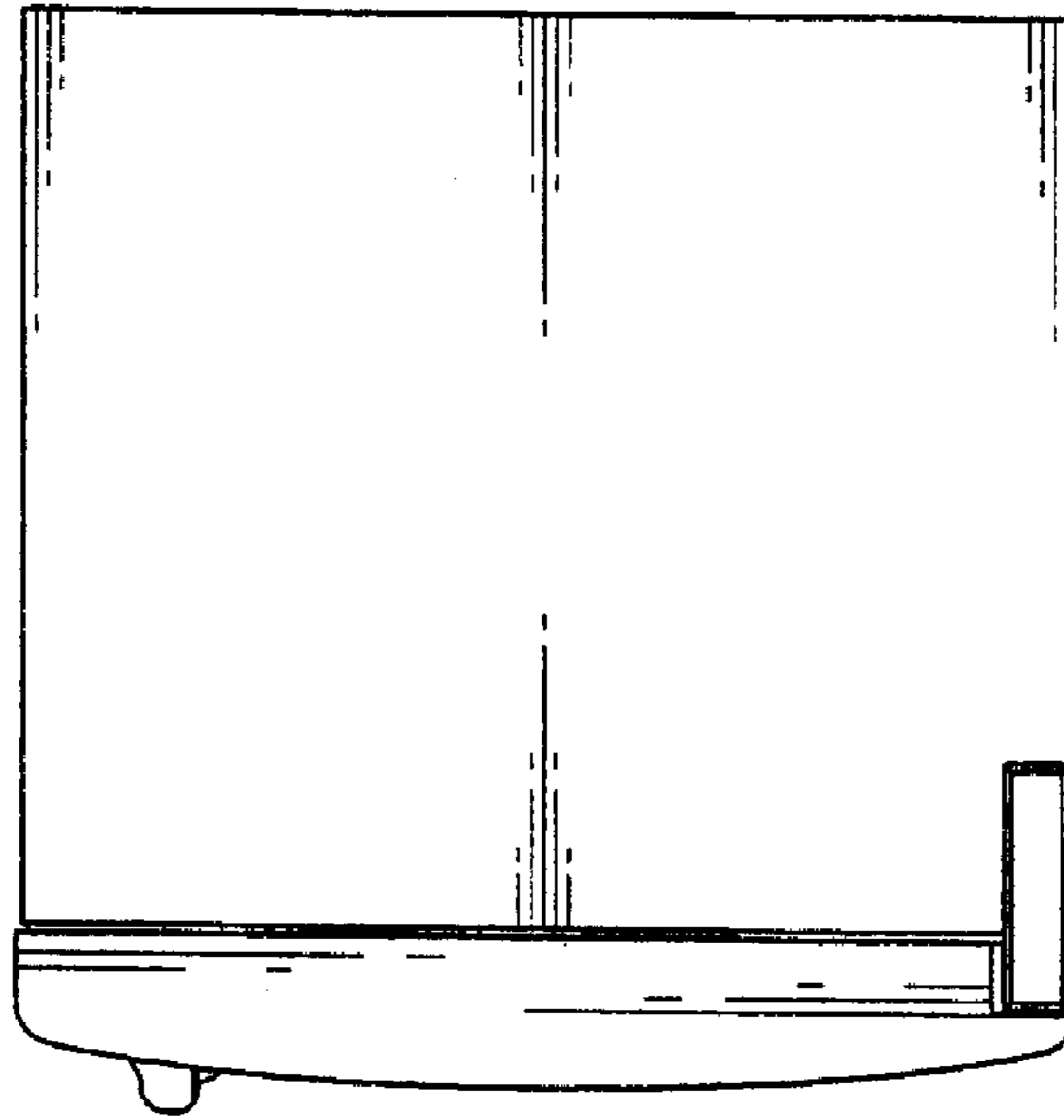


FIG. 7

