



US00D517089S

(12) **United States Design Patent**
Pfeiffer

(10) **Patent No.:** **US D517,089 S**
(45) **Date of Patent:** **** Mar. 14, 2006**

(54) **SURFACE CONFIGURATION OF AN ENGINE COVER**

D490,818 S * 6/2004 Hieke D15/5
D496,669 S * 9/2004 Wolford et al. D15/5
D497,368 S * 10/2004 Csiki D15/5
2005/0042948 A1 * 2/2005 Bernier 440/88 A

(75) Inventor: **Peter Pfeiffer**, Boeblingen (DE)

(73) Assignee: **DaimlerChrysler AG**, Stuttgart (DE)

* cited by examiner

(**) Term: **14 Years**

Primary Examiner—Caron D. Veynar

Assistant Examiner—Maurice Stevens

(21) Appl. No.: **29/200,069**

(74) *Attorney, Agent, or Firm*—Crowell & Moring LLP

(22) Filed: **Feb. 24, 2004**

(30) **Foreign Application Priority Data**

Sep. 9, 2003 (DE) 4 03 05 926

(57) **CLAIM**

The ornamental design for a surface configuration of an engine cover, as shown and described.

(51) **LOC (8) Cl.** **15-01**

DESCRIPTION

(52) **U.S. Cl.** **D15/5**

(58) **Field of Classification Search** D15/1-5,
D15/17, 149; D12/163-166; D13/112, 184,
D13/199; 56/320.1, 320.2; 180/89.1, 89.12;
D34/15; 123/41.7, 306, 50 A, 661, 667
See application file for complete search history.

FIG. 1 is a perspective view of an surface configuration of an engine cover according to my novel design;

FIG. 2 is a top view thereof; and,

FIG. 3 is a front perspective view thereof.

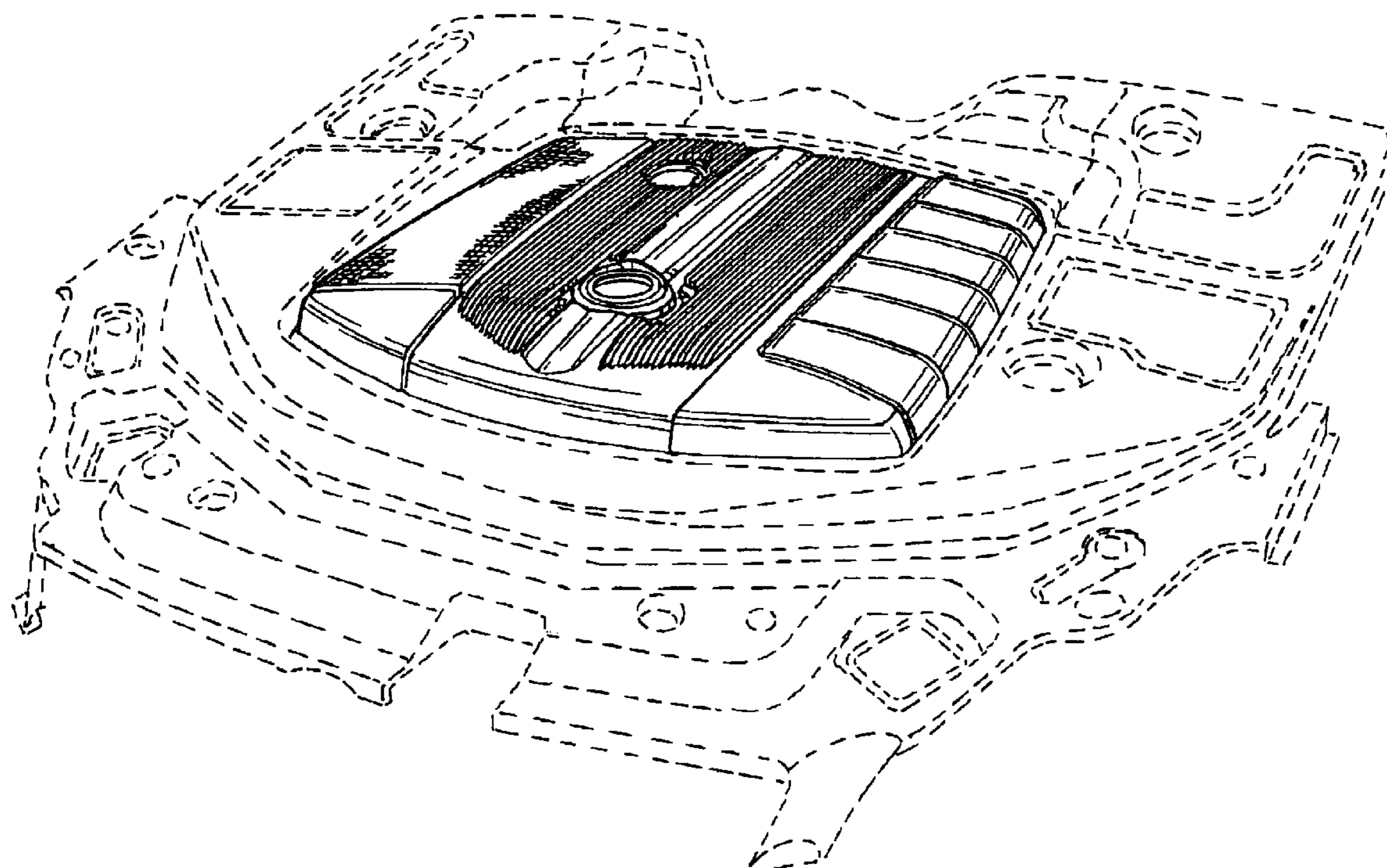
The broken lines are for illustrative purposes only and form no part of the claimed design.

(56) **References Cited**

U.S. PATENT DOCUMENTS

D396,478 S * 7/1998 Hubbach D15/5

1 Claim, 3 Drawing Sheets



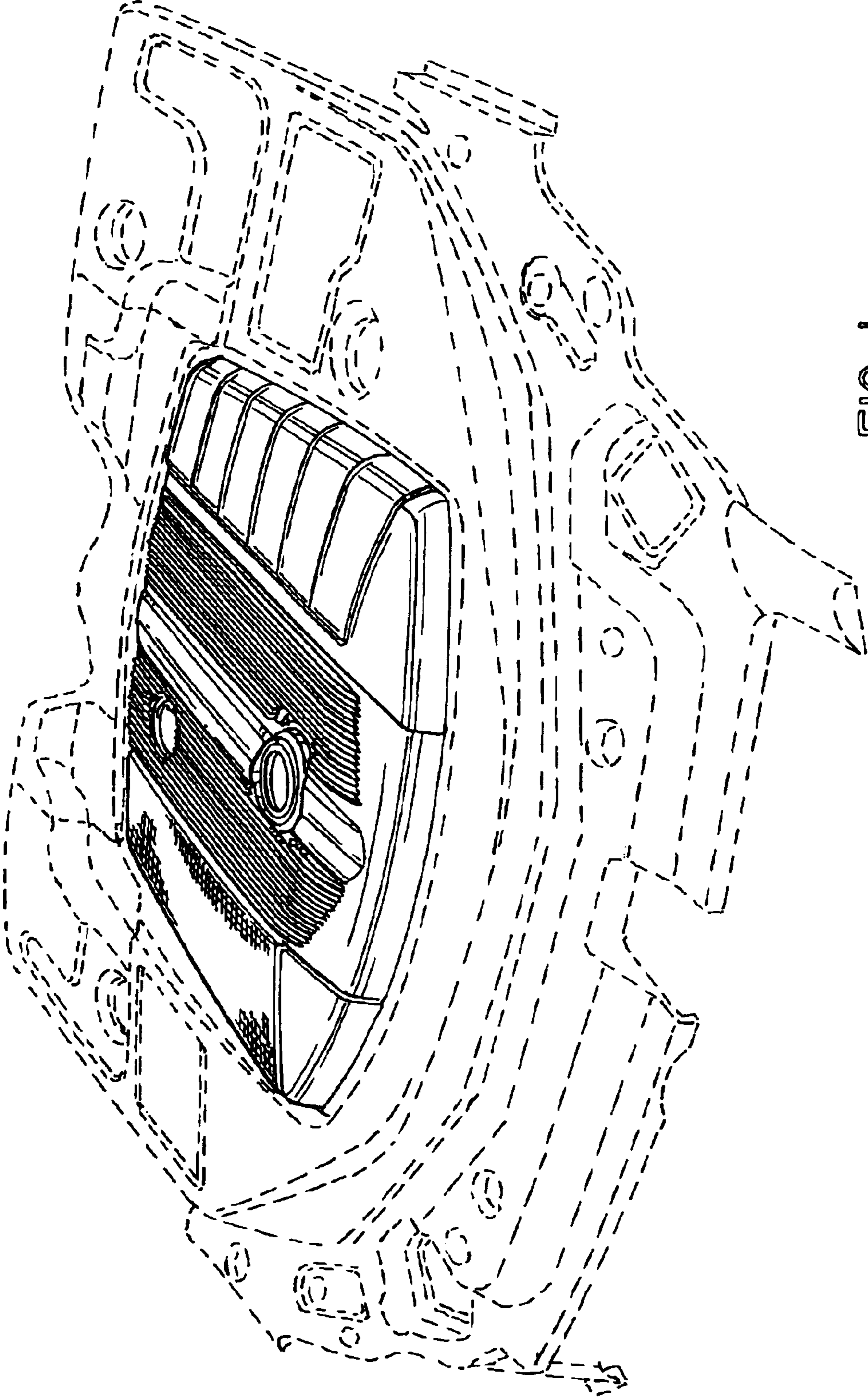


FIG. 1

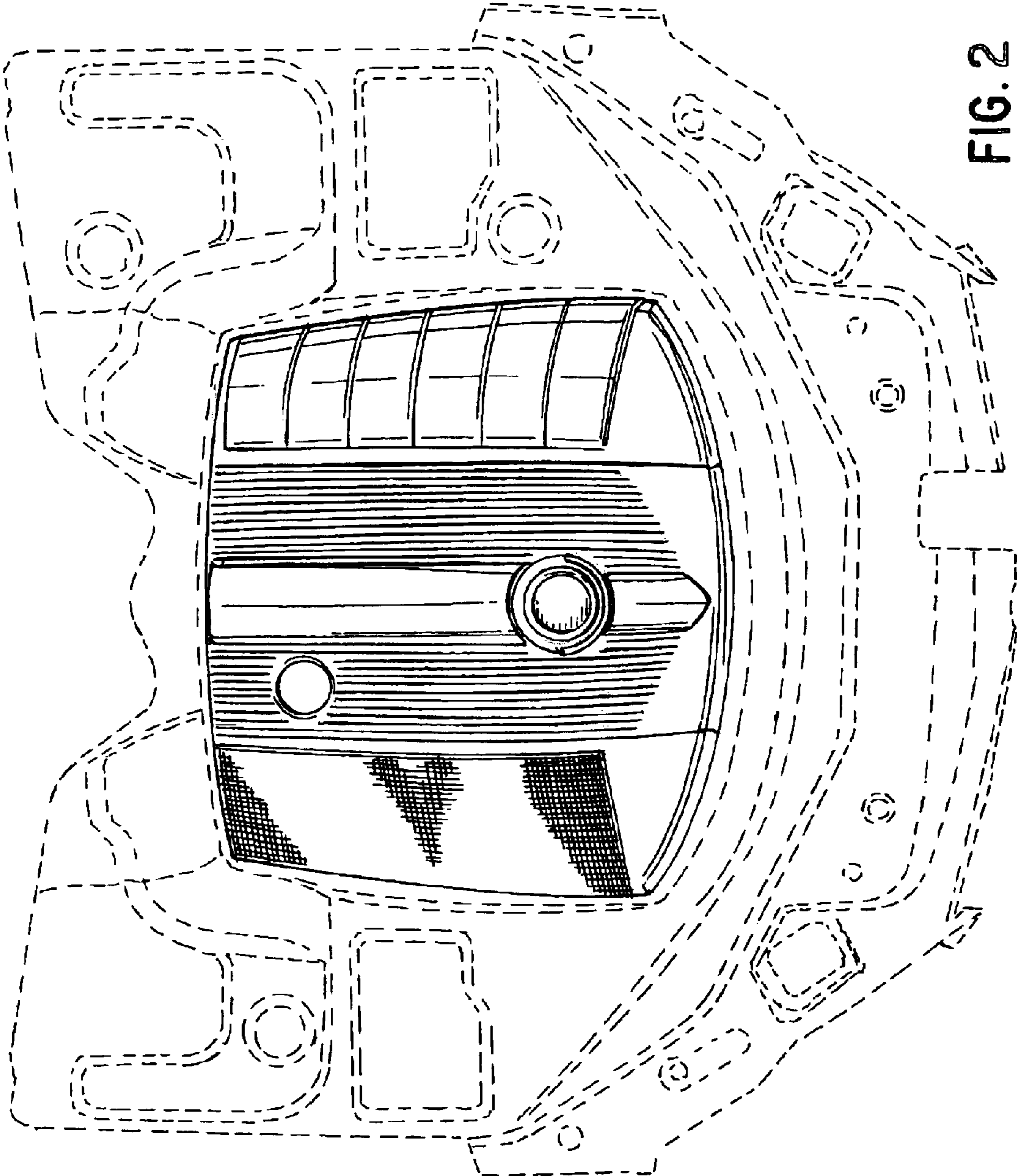


FIG. 2

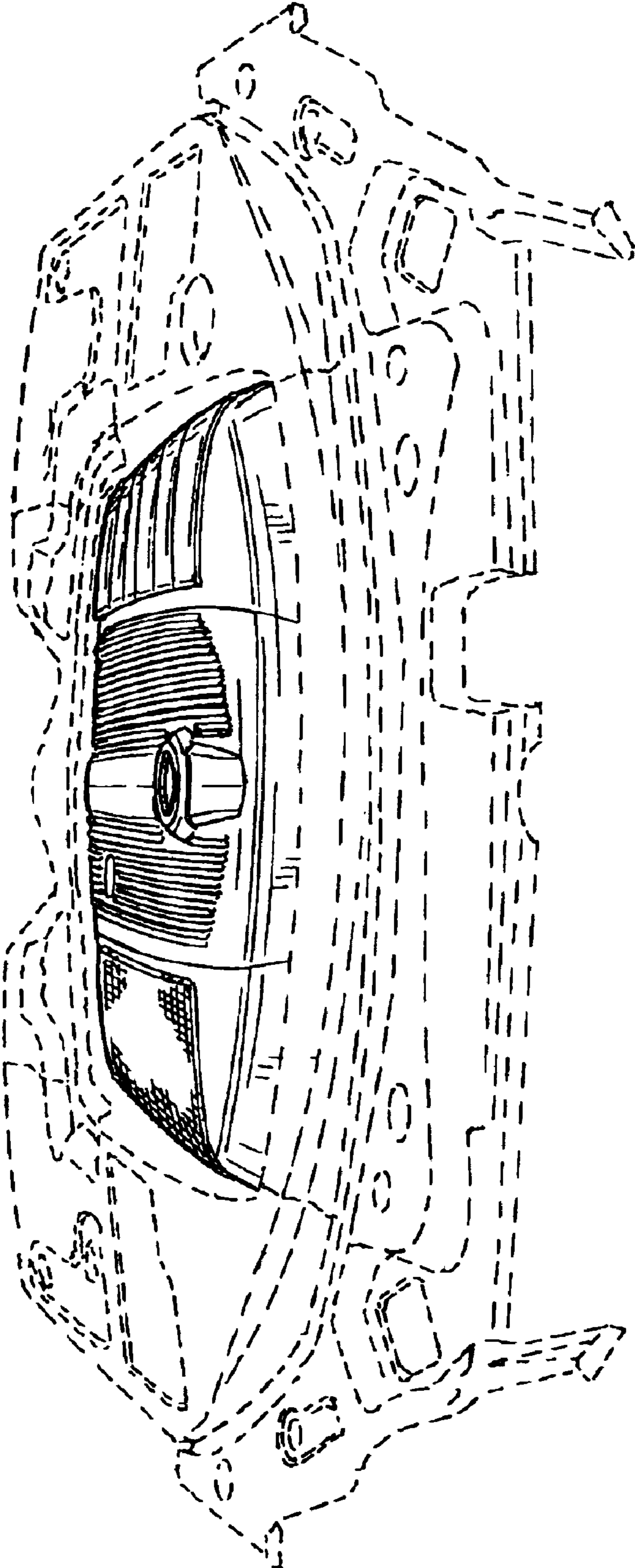


FIG. 3