



US00D517085S

(12) **United States Design Patent**  
**Deuschle**

(10) **Patent No.:** **US D517,085 S**  
(45) **Date of Patent:** **\*\* Mar. 14, 2006**

(54) **FLAT SCREEN TELEVISION WALL MOUNT BRACKET**

D494,596 S \* 8/2004 Pfister ..... D14/451  
2003/0201372 A1 \* 10/2003 Dozier ..... 248/286.1

(76) Inventor: **Basil Charles Deuschle**, 1221 W. Coast Hwy. #325, Newport Beach, CA (US) 92663

\* cited by examiner

*Primary Examiner*—Holly H Baynham

(\*\*) Term: **14 Years**

(57) **CLAIM**

The ornamental design for a flat screen television wall mount bracket.

(21) Appl. No.: **29/202,923**

(22) Filed: **Feb. 10, 2005**

**DESCRIPTION**

(51) **LOC (8) Cl.** ..... **08-07**

(52) **U.S. Cl.** ..... **D14/451; D8/373**

(58) **Field of Classification Search** ..... D8/373,  
D8/380; D14/451; 248/231.9, 27.1, 286.1,  
248/638

See application file for complete search history.

FIG. 1 is a front elevation view of a flat screen television wall mount bracket showing my new design;  
FIG. 2 is a rear elevation view thereof;  
FIG. 3 is a left side elevation thereof;  
FIG. 4 is a right side elevation thereof;  
FIG. 5 is a top plan view thereof; and,  
FIG. 6 is a bottom plan view thereof.

(56) **References Cited**

**U.S. PATENT DOCUMENTS**

D493,800 S \* 8/2004 Pfister et al. .... D14/451

**1 Claim, 1 Drawing Sheet**

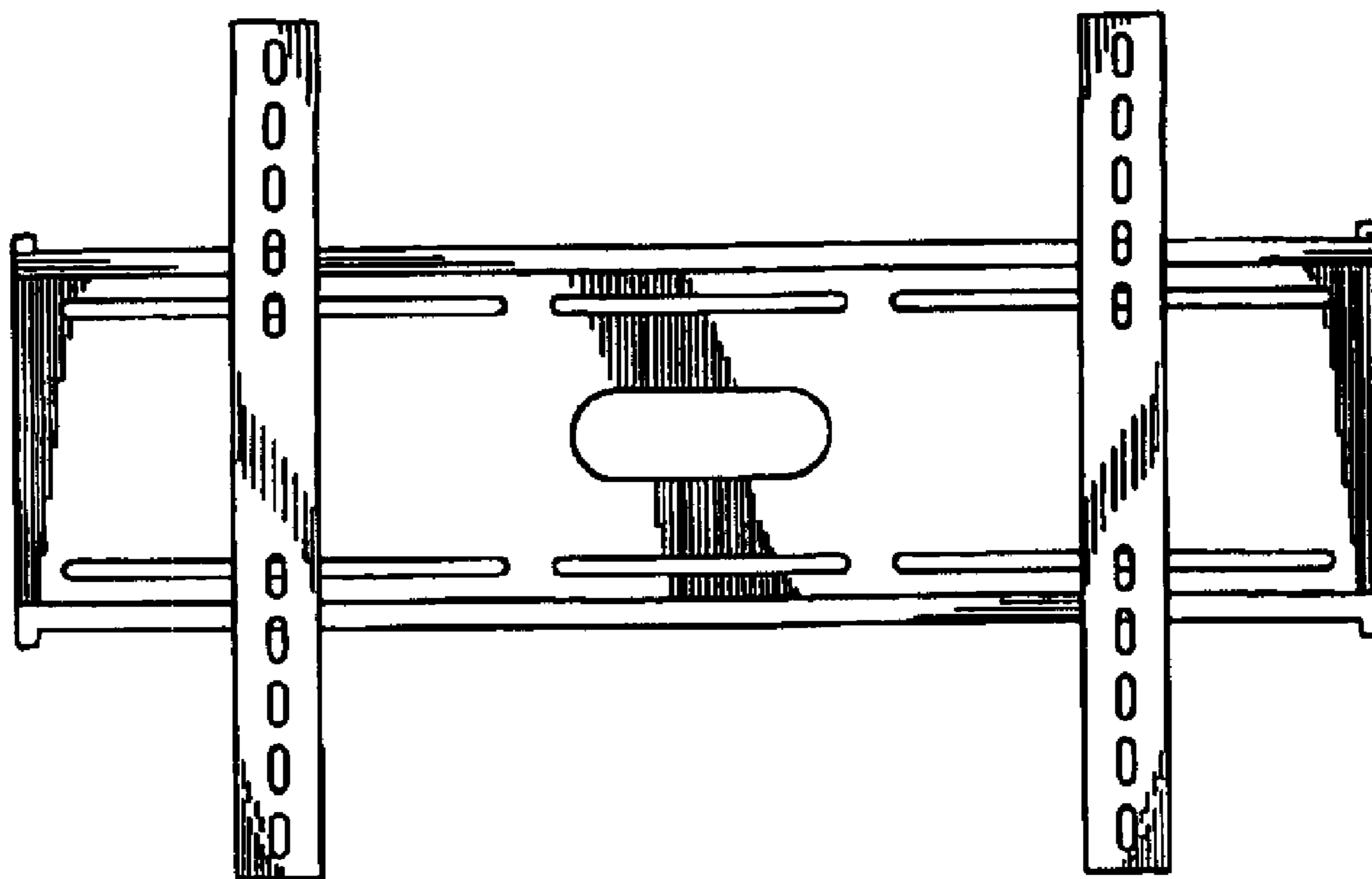


FIG. 1

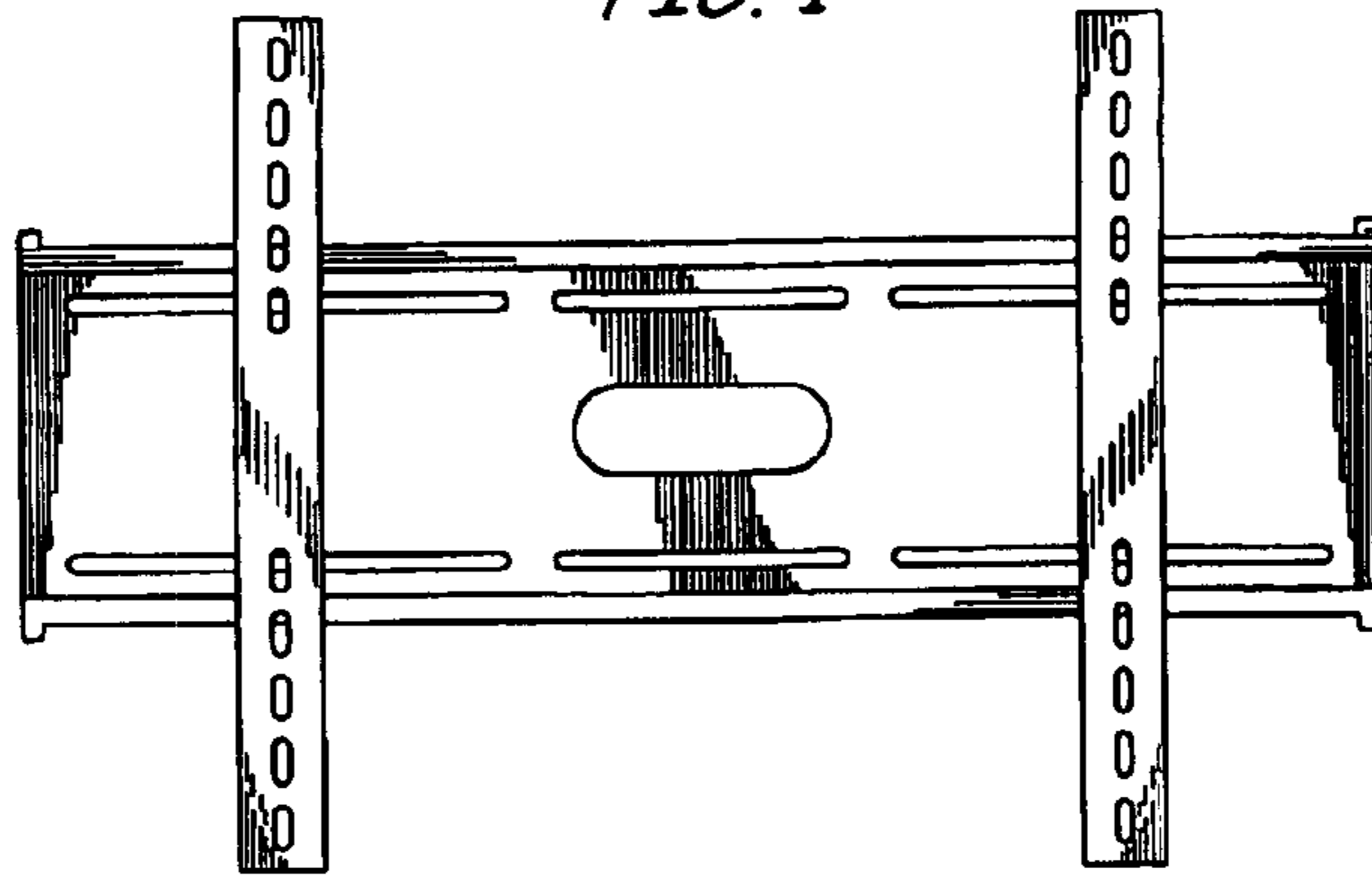


FIG. 2

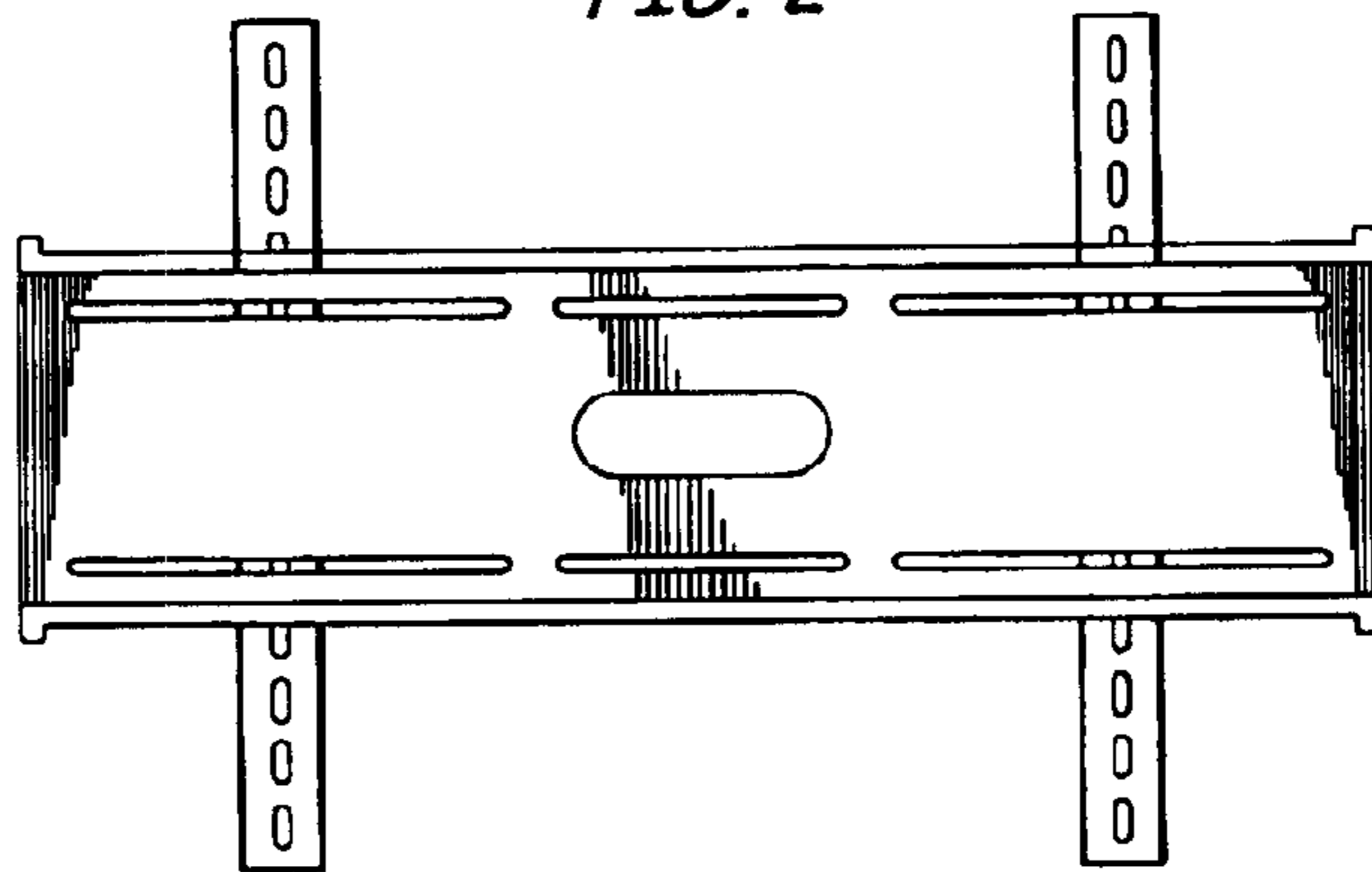


FIG. 3



FIG. 4



FIG. 5




FIG. 6

