



US00D517075S

(12) **United States Design Patent**  
**Zhu et al.**

(10) **Patent No.:** **US D517,075 S**  
(45) **Date of Patent:** **\*\* Mar. 14, 2006**

(54) **COMPUTER FRONT BEZEL**  
(75) Inventors: **Ming-Wu Zhu**, Shenzhen (CN);  
**Chun-Chi Liang**, Tu-Chen (TW);  
**Yun-Dong Xu**, Shenzhen (CN); **Yu**  
**Wang**, Shenzhen (CN)

D425,044 S \* 5/2000 Jean et al. .... D14/446  
D431,825 S \* 10/2000 Jean et al. .... D14/444  
D438,517 S \* 3/2001 Chen et al. .... D14/444  
D439,254 S \* 3/2001 Zhao ..... D14/441  
D459,357 S \* 6/2002 Lo ..... D14/444

\* cited by examiner

(73) Assignee: **Hon Hai Precision Ind. Co., Ltd.**,  
Taipei Hsien (TW)

*Primary Examiner*—Freda S. Nunn  
(74) *Attorney, Agent, or Firm*—Wei Te Chung

(\*\*) Term: **14 Years**

(57) **CLAIM**

(21) Appl. No.: **29/220,506**

The ornamental design for a computer front bezel, as shown and described.

(22) Filed: **Dec. 29, 2004**

**DESCRIPTION**

(30) **Foreign Application Priority Data**

Dec. 1, 2004 (CN) ..... 2004300949502

(51) **LOC (8) Cl.** ..... **14-02**

(52) **U.S. Cl.** ..... **D14/441**

(58) **Field of Classification Search** ..... D14/441-446;  
D13/162, 184, 199; 312/223.2; 361/680-686,  
361/690-696; D18/41; 360/92  
See application file for complete search history.


FIG. 1 is a perspective view of a computer front bezel of our new design;  
FIG. 2 is a front elevational view thereof;  
FIG. 3 is a rear elevational view thereof;  
FIG. 4 is a left side elevational view thereof;  
FIG. 5 is a right side elevational view thereof;  
FIG. 6 is a top plan view thereof;  
FIG. 7 is a bottom plan view thereof; and,  
FIG. 8 is a perspective view thereof being mounted to a computer case which is shown in broken lines for illustrative purposes only and forms no part of the claimed design.

(56) **References Cited**

**U.S. PATENT DOCUMENTS**

5,169,218 A \* 12/1992 Chu ..... 312/223.2

**1 Claim, 6 Drawing Sheets**






FIG. 1




FIG. 2

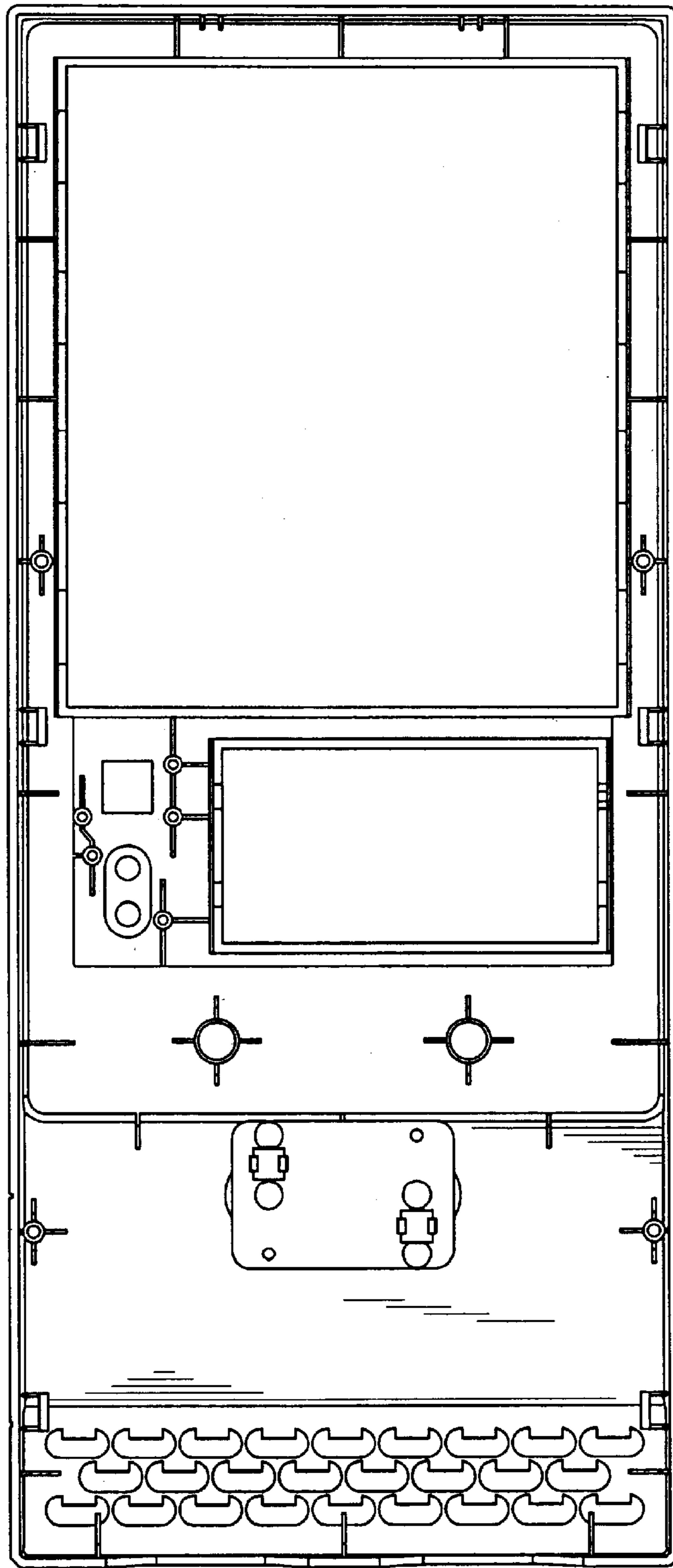


FIG. 3




FIG. 4




FIG. 5

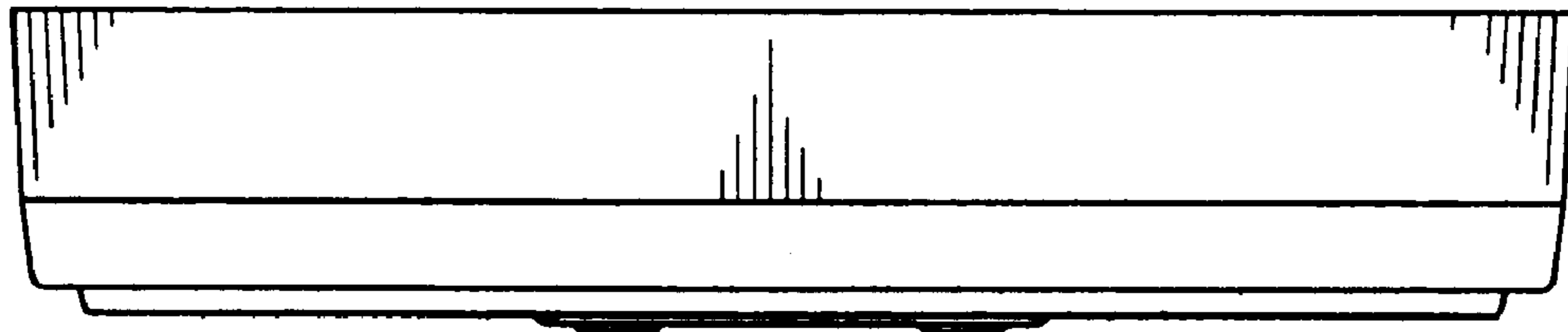


FIG. 6

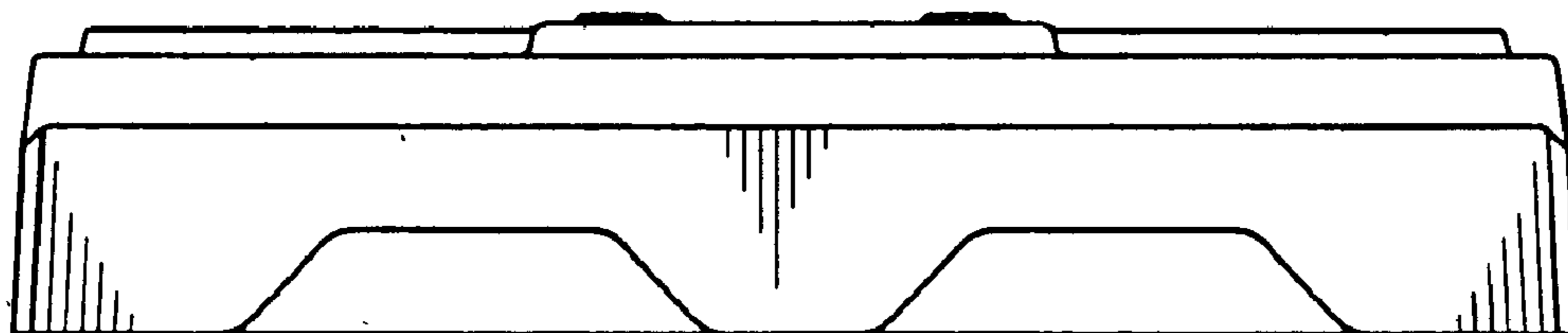


FIG. 7

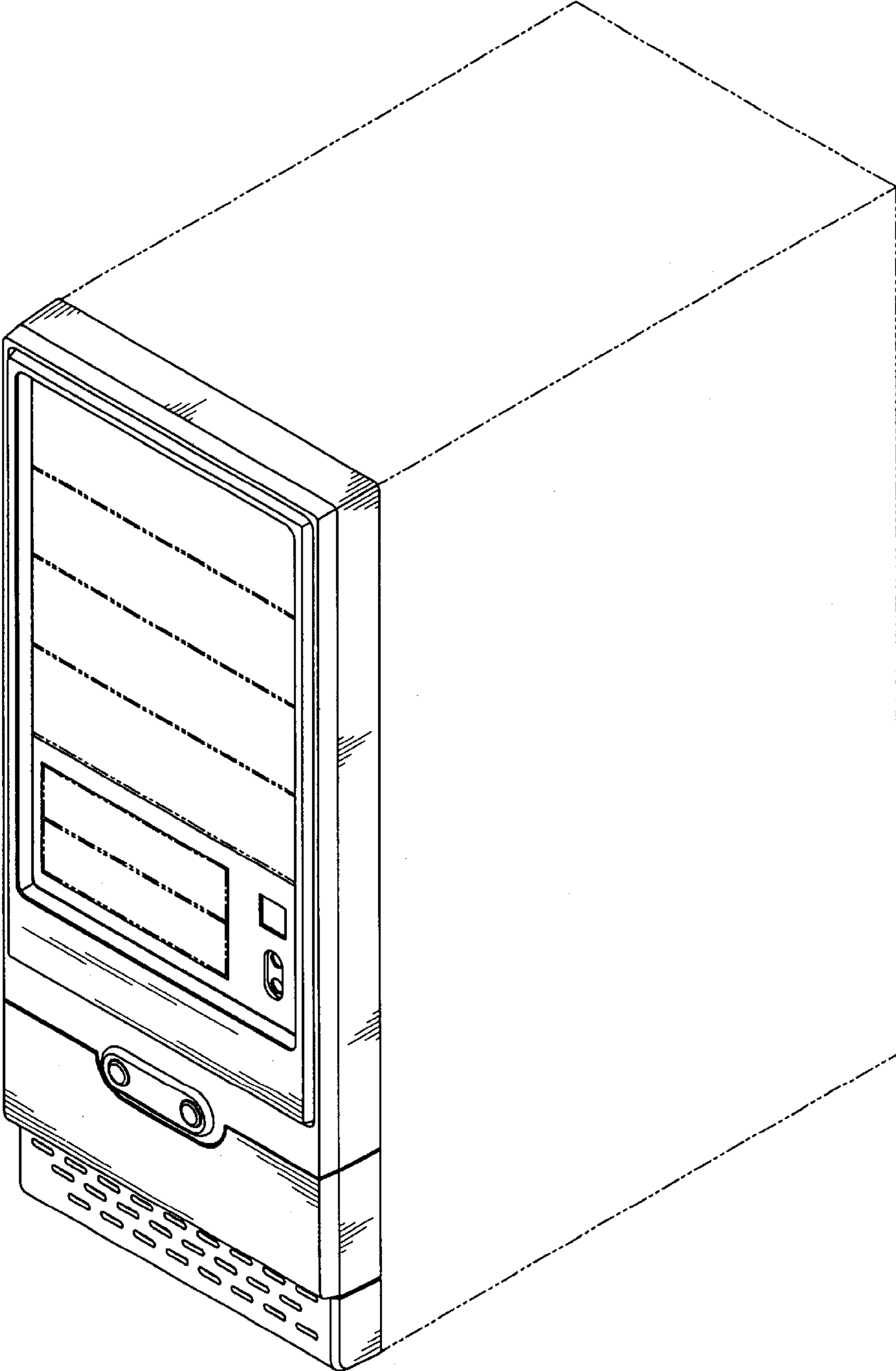


FIG. 8