



US00D517065S

(12) **United States Design Patent**
Ko et al.

(10) **Patent No.: US D517,065 S**
(45) **Date of Patent: ** Mar. 14, 2006**

(54) **PORTABLE OPTICAL DISK DRIVE**

(75) Inventors: **Tichieh Ko**, Taoyuan (TW);
Ming-Chiao Ho, Taoyuan (TW)

(73) Assignee: **Benq Corporation**, Taoyuan (TW)

(**) Term: **14 Years**

(21) Appl. No.: **29/206,236**

(22) Filed: **May 26, 2004**

(30) **Foreign Application Priority Data**

Mar. 17, 2004 (TW) 93301499

(51) **LOC (8) Cl. 14-02**

(52) **U.S. Cl. D14/365**

(58) **Field of Classification Search** D14/368,
D14/348, 356, 359, 363, 365-67, 370, 156,
D14/474, 478, 479; 369/75.11, 77.11; 361/683-686
See application file for complete search history.

(56) **References Cited**

U.S. PATENT DOCUMENTS

- D273,295 S * 4/1984 Stewart D14/365
- D371,122 S * 6/1996 Takahashi D14/365
- 5,870,367 A * 2/1999 Yamamori 720/669
- D410,905 S * 6/1999 Briggs et al. D14/367
- D416,004 S * 11/1999 Tanimura D14/368

- D416,896 S * 11/1999 Ogasawara D14/156
- D422,573 S * 4/2000 Takano et al. D14/365
- 6,065,076 A * 5/2000 Sorenson 710/72
- D441,735 S * 5/2001 Katayama D14/156
- D457,521 S * 5/2002 Sherry D14/367
- D487,086 S * 2/2004 Chung D14/356
- D491,563 S * 6/2004 Sato et al. D14/433

* cited by examiner

Primary Examiner—Lucy Lieberman

Assistant Examiner—Susan Moon Lee

(74) *Attorney, Agent, or Firm*—Ladas & Parry LLP

(57) **CLAIM**

The ornamental design for a portable optical disk drive, as shown.

DESCRIPTION

FIG. 1 is a perspective view of a portable optical disk drive showing our design;

FIG. 2 is a perspective view of a portable optical disk drive showing our design;

FIG. 3 is a front elevational view thereof;

FIG. 4 is a rear elevational view thereof;

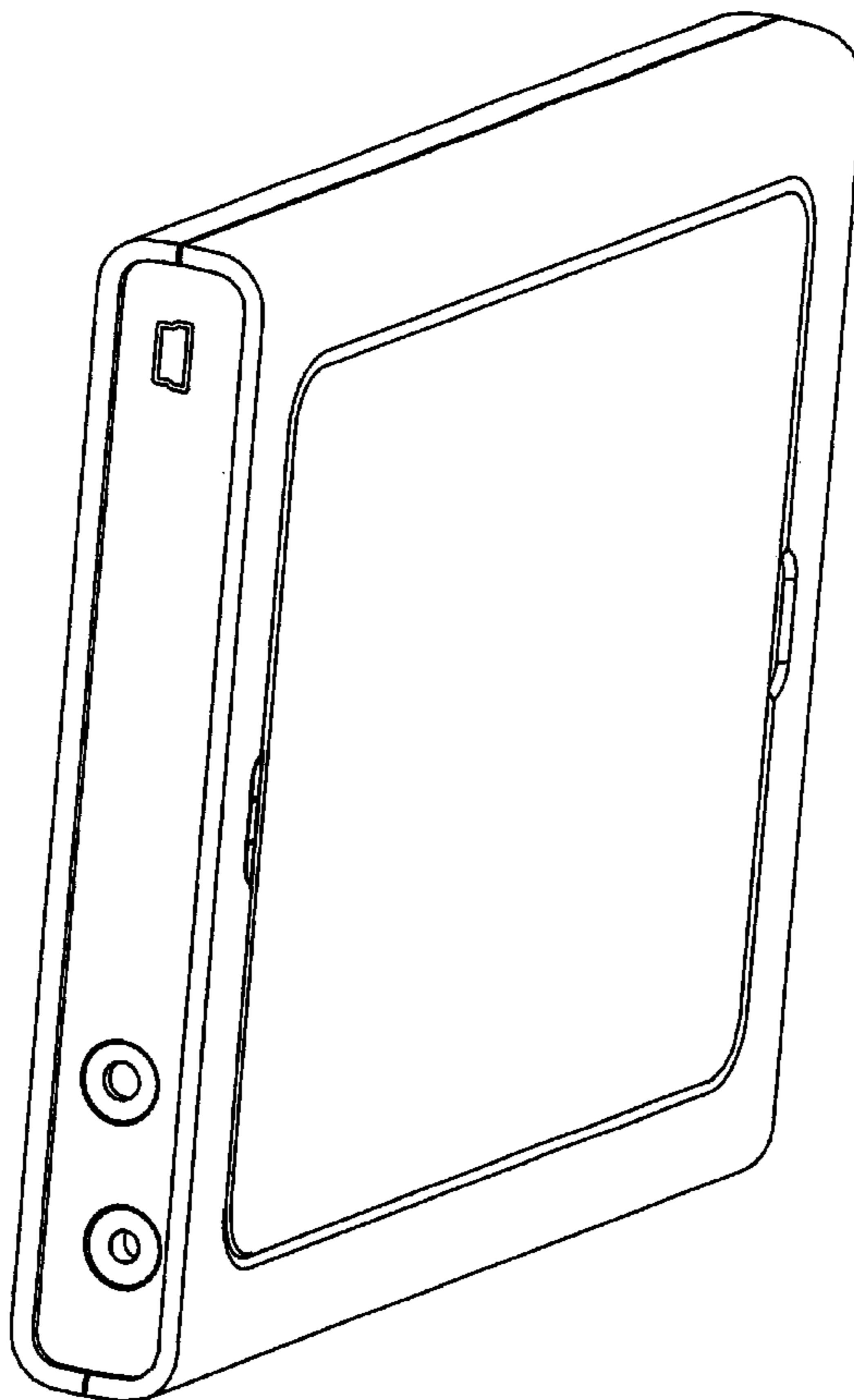
FIG. 5 is a top plan view thereof;

FIG. 6 is a bottom plan view thereof;

FIG. 7 is a left side elevational view thereof; and,

FIG. 8 is a right side elevational view thereof.

1 Claim, 7 Drawing Sheets






FIG. 1

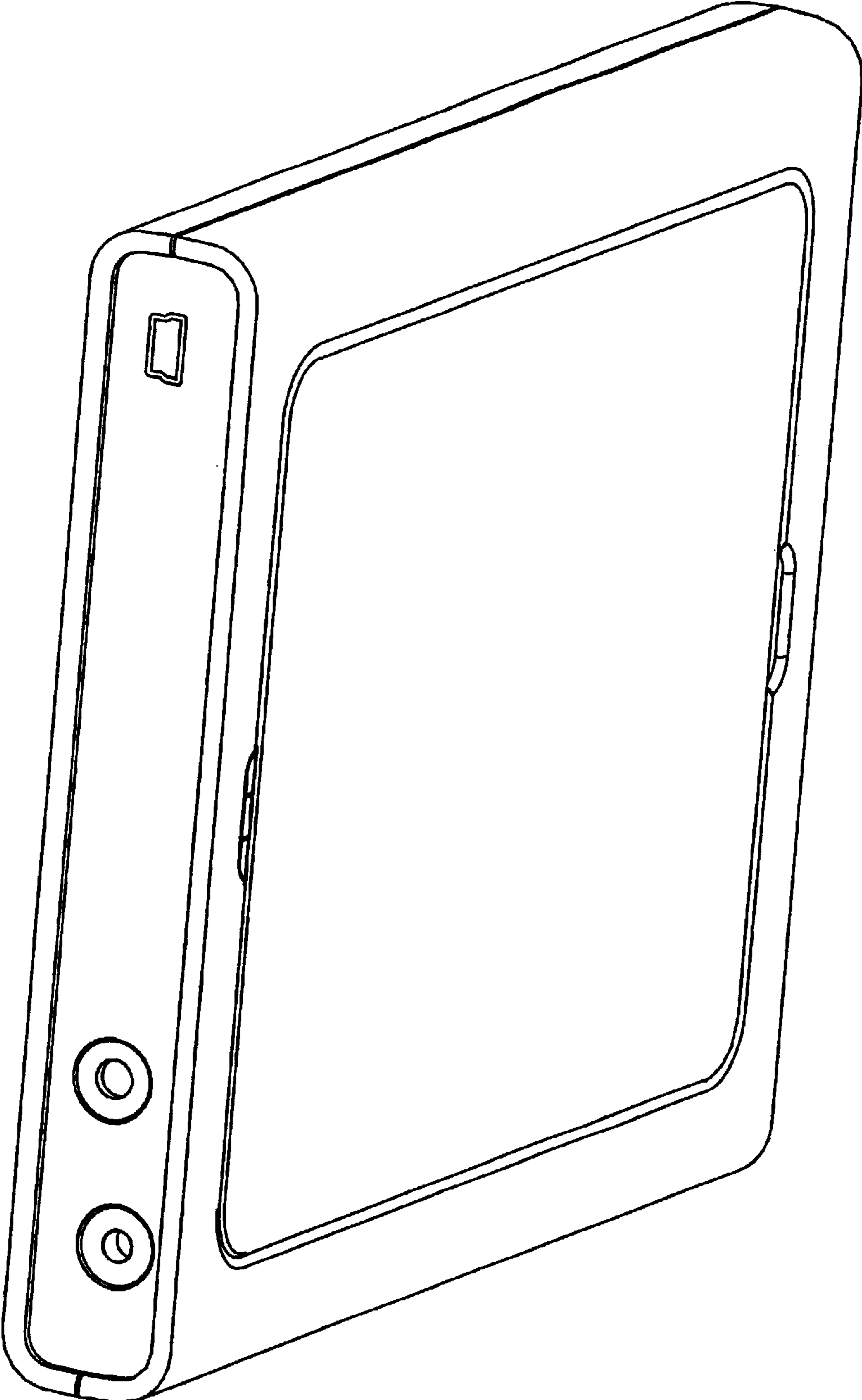


FIG. 2

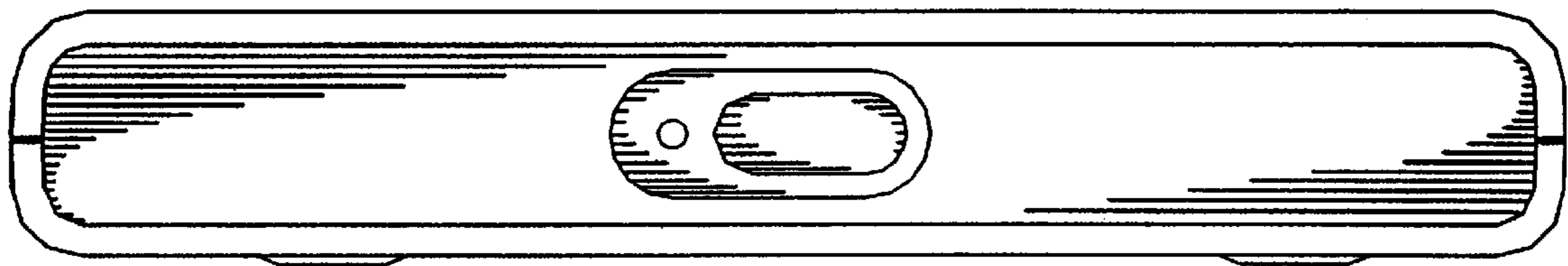


FIG. 3




FIG. 4




FIG. 5




FIG. 6




FIG. 7




FIG. 8