



US00D517033S

(12) **United States Design Patent**
Kurachi

(10) **Patent No.:** **US D517,033 S**
(45) **Date of Patent:** **** Mar. 14, 2006**

(54) **NAVIGATION SYSTEM EQUIPPED WITH DIGITAL AUDIO DISC PLAYER**

(75) Inventor: **Jota Kurachi**, Tokyo (JP)
(73) Assignee: **Pioneer Corporation**, Tokyo (JP)
(**) Term: **14 Years**

(21) Appl. No.: **29/209,599**
(22) Filed: **Jul. 20, 2004**

(30) **Foreign Application Priority Data**
Apr. 13, 2004 (JP) 2004-011385

(51) **LOC (8) Cl.** **14-01**
(52) **U.S. Cl.** **D14/136; D14/132; D14/168**
(58) **Field of Classification Search** D14/132,
D14/135-136, 156-157, 160-165, 167-168,
D14/192-198, 144, 188, 257, 258, 445; 360/99.02,
360/99.07; 369/75.11, 75.21, 77.21, 77.11;
720/612, 619, 647, 655; 455/344, 347-351;
D10/65, 80; 342/455, 357.06-357.09, 357.13;
345/30

See application file for complete search history.

(56) **References Cited**

U.S. PATENT DOCUMENTS

D391,251 S	*	2/1998	Yuyama et al.	D14/132
5,848,042 A	*	12/1998	Takahashi et al.	720/647
5,953,302 A	*	9/1999	Kobayashi	720/647
D454,122 S	*	3/2002	Hori et al.	D14/132
D459,667 S	*	7/2002	Kataoka	D10/65
D475,690 S	*	6/2003	Nose et al.	D14/157
D483,343 S	*	12/2003	Seshita	D14/157

OTHER PUBLICATIONS

Pioneer's Product Catalogue issued on Oct. 1995.
Pioneer's Product Catalogue issued on May 1997.
Pioneer's Product Catalogue issued on May 2000.
Pioneer's Product Catalogue issued on Jul. 2000.
Pioneer's Product Catalogue issued on Oct. 2001.
Pioneer's Product Catalogue issued on Apr. 2003.

* cited by examiner

Primary Examiner—Nanda Bondade
(74) *Attorney, Agent, or Firm*—Sughrue Mion, PLLC

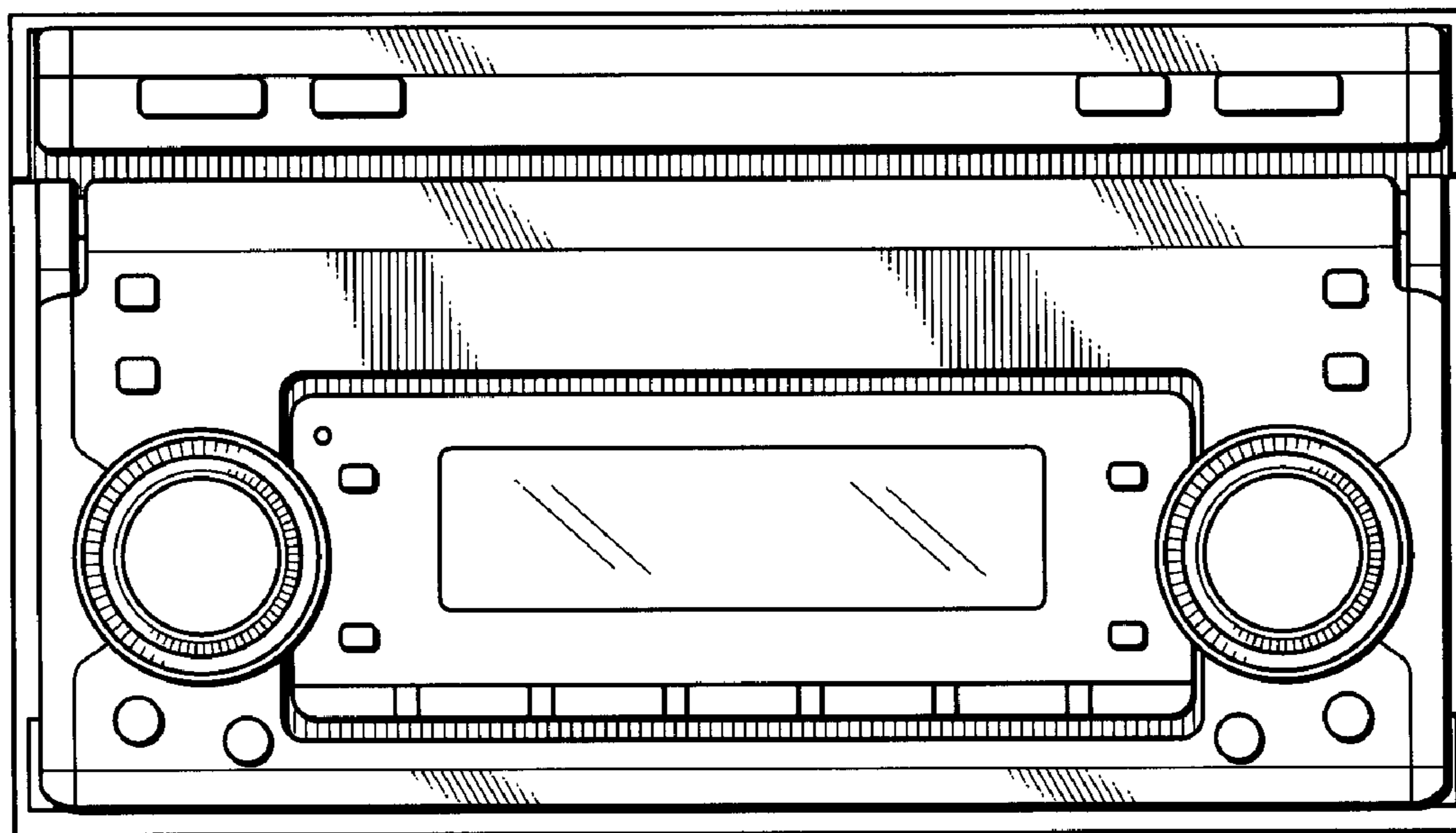
(57) **CLAIM**

The ornamental design for a navigation system equipped with digital audio disc player, as shown and described.

DESCRIPTION

FIG. 1 is a front elevational view of a navigation system equipped with digital audio disc player showing my new design;
FIG. 2 is a rear elevational view thereof;
FIG. 3 is a right side elevational view thereof;
FIG. 4 is a left side elevational view thereof;
FIG. 5 is a top plan view thereof;
FIG. 6 is a bottom plan view thereof;
FIG. 7 is a perspective view of the top, front and right side thereof;
FIG. 8 is a perspective view similar to FIG. 7 with the display screen powered on;
FIG. 9 is a perspective view similar to FIG. 7 with the audio disc player in the open position; and,
FIG. 10 is a perspective view similar to FIG. 7 with the navigation display screen in viewing position.

1 Claim, 7 Drawing Sheets



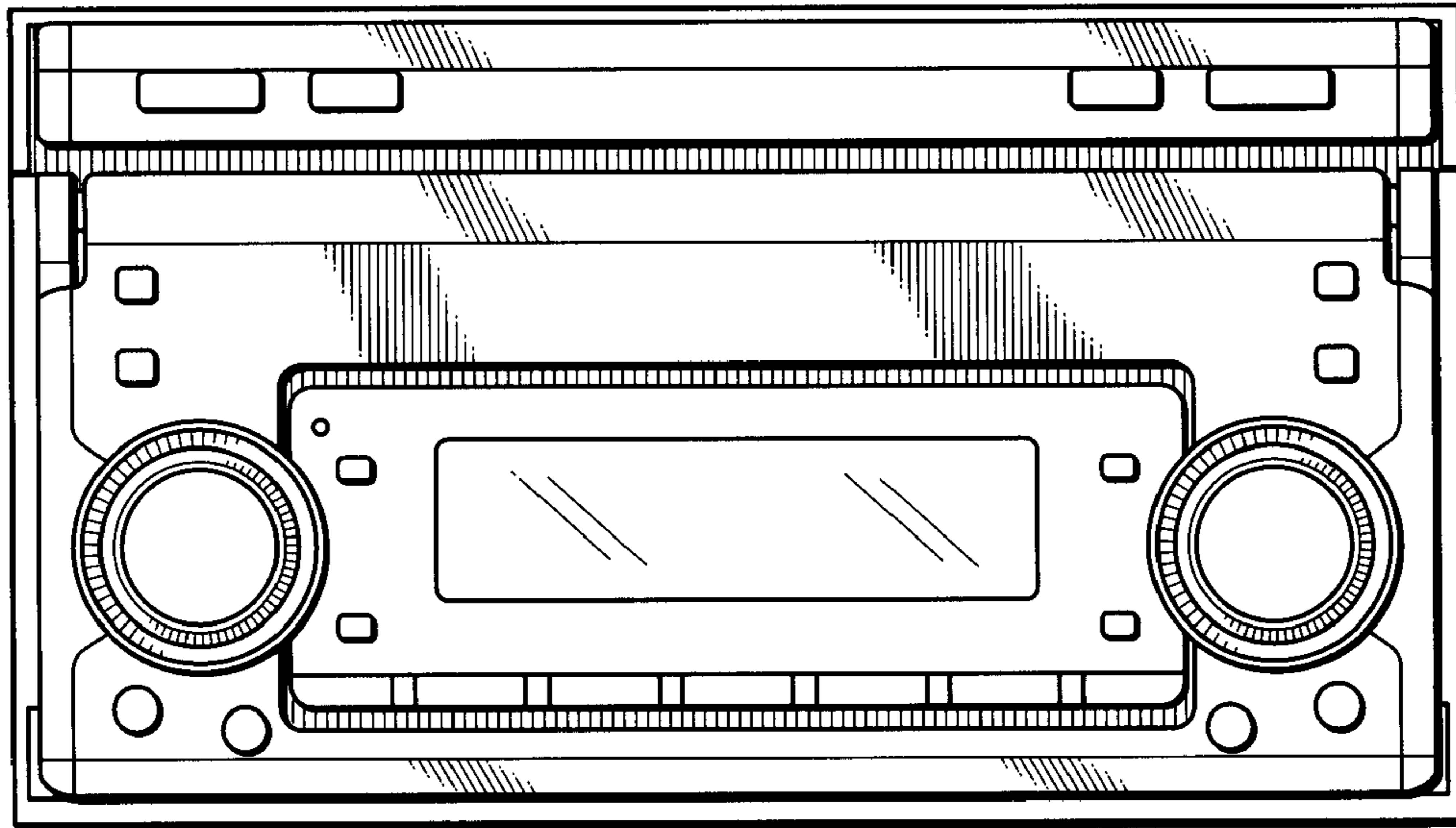


FIG. 1




FIG. 2




FIG. 3




FIG. 4

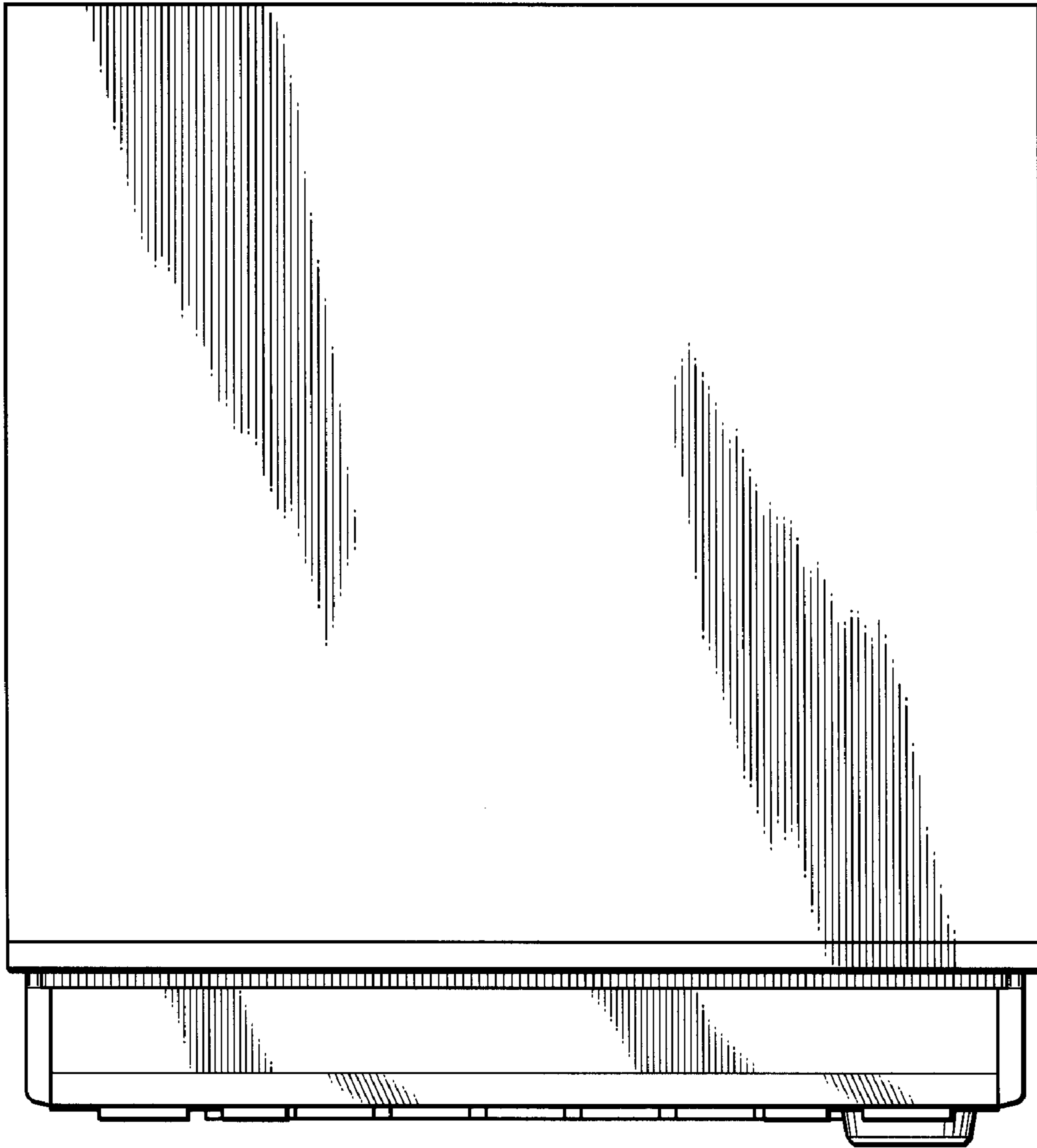


FIG. 5

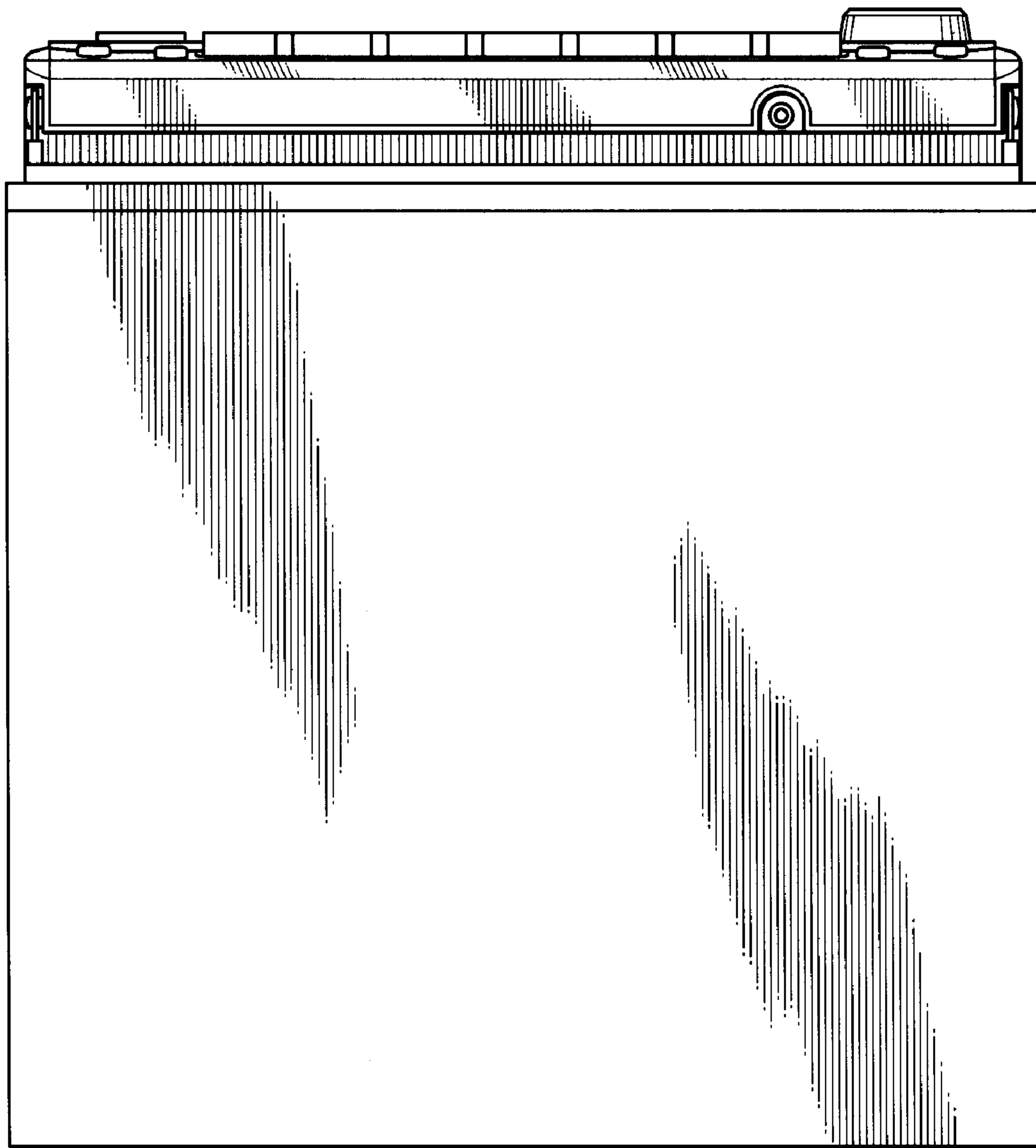


FIG. 6

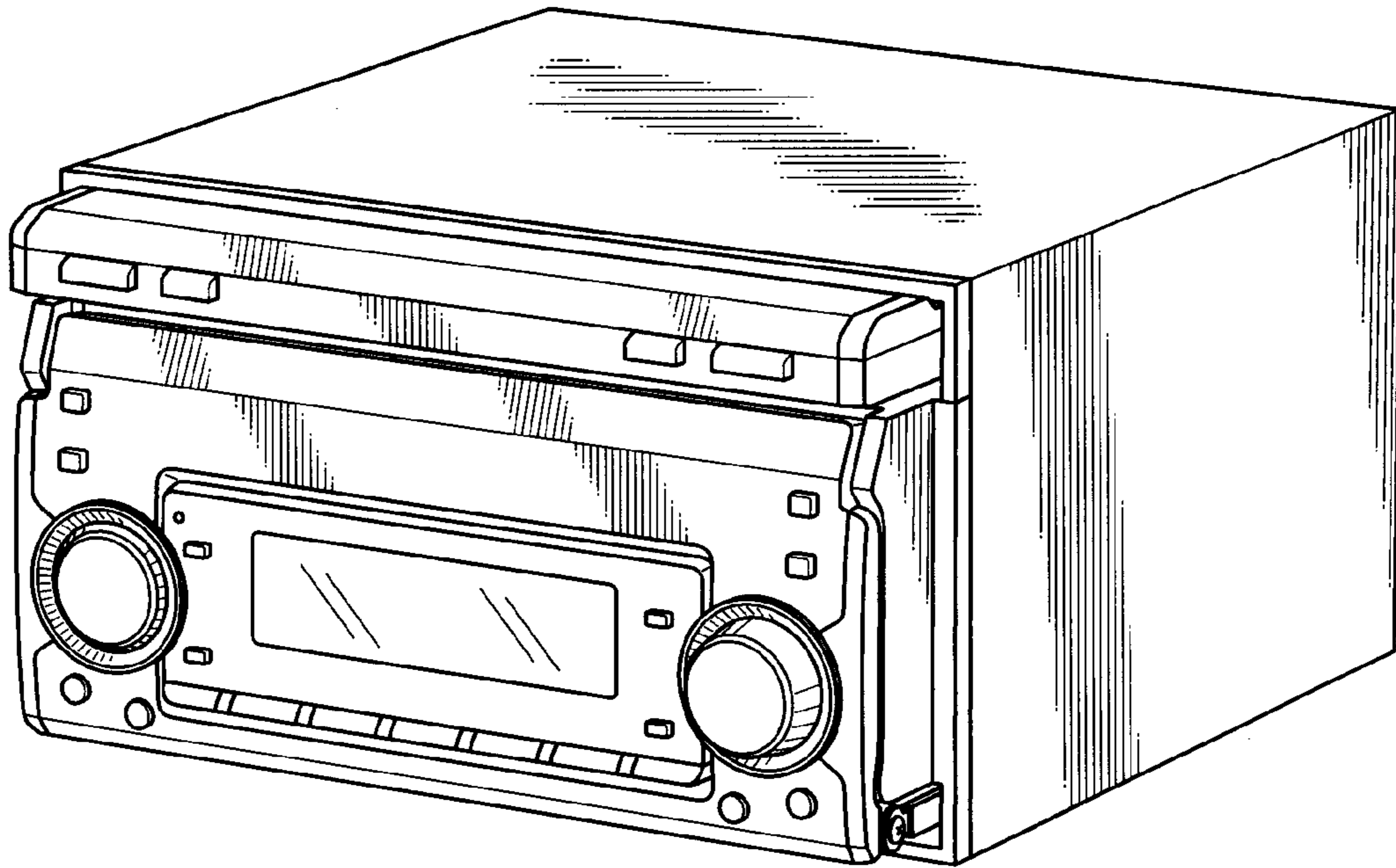


FIG. 7




FIG. 8




FIG. 9




FIG. 10