



US00D517028S

(12) **United States Design Patent**  
**Joe et al.**

(10) **Patent No.: US D517,028 S**  
(45) **Date of Patent: \*\* Mar. 14, 2006**

(54) **PROJECTION TV**  
(75) Inventors: **Sung Gu Joe**, Seoul (KR); **Yoo Jung Ahn**, Seoul (KR)  
(73) Assignee: **LG Electronics Inc.**, Seoul (KR)  
(\*\*) Term: **14 Years**

D414,177 S \* 9/1999 Tsuge et al. .... D14/133  
D431,232 S \* 9/2000 Yokoyama et al. .... D14/128  
D434,015 S \* 11/2000 Oe et al. .... D14/128  
D439,570 S \* 3/2001 Tsao et al. .... D14/133  
D441,732 S \* 5/2001 Ota ..... D14/126  
D472,533 S \* 4/2003 Kanatani et al. .... D14/128  
D476,633 S \* 7/2003 Oe et al. .... D14/133  
D483,727 S \* 12/2003 Tseng et al. .... D14/128

(21) Appl. No.: **29/204,219**  
(22) Filed: **Apr. 27, 2004**  
(30) **Foreign Application Priority Data**

Oct. 27, 2003 (KR) ..... 30-2003-0030031

(51) **LOC (8) Cl.** ..... **14-03**  
(52) **U.S. Cl.** ..... **D14/128**  
(58) **Field of Classification Search** ..... D14/125-134,  
D14/239, 371, 374-376; 312/7.2; 348/836,  
348/838, 180, 184, 325, 739; 341/12; 248/917-924;  
345/104, 133, 156, 168, 87, 173; 353/74  
See application file for complete search history.

(56) **References Cited**

**U.S. PATENT DOCUMENTS**

5,506,642 A \* 4/1996 Suzuki et al. .... 353/74  
D410,917 S \* 6/1999 Novak et al. .... D14/128  
D411,842 S \* 7/1999 Ota ..... D14/134

\* cited by examiner

*Primary Examiner*—Raphael Barkai  
(74) *Attorney, Agent, or Firm*—Birch, Stewart, Kolasch & Birch, LLP

(57) **CLAIM**

We claim the ornamental design for projection TV, as shown and described.

**DESCRIPTION**

FIG. 1 is a perspective view of projection TV showing the new design;  
FIG. 2 is a front view thereof;  
FIG. 3 is a rear view thereof;  
FIG. 4 is a left-side view thereof;  
FIG. 5 is a right-side view thereof;  
FIG. 6 is a top plan view thereof; and,  
FIG. 7 is a bottom plan view thereof.

**1 Claim, 5 Drawing Sheets**

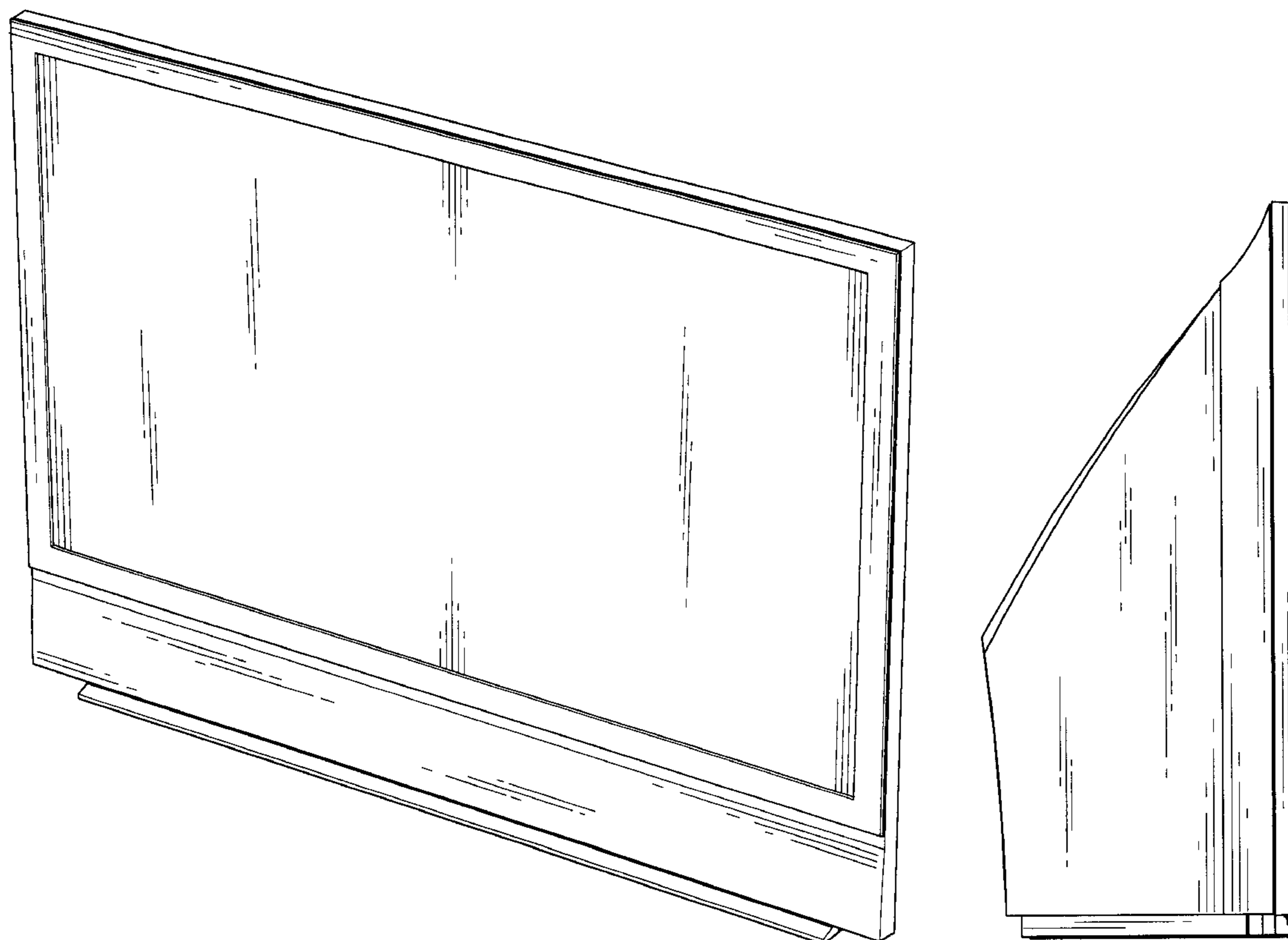


FIG. 1




FIG. 2




FIG. 3

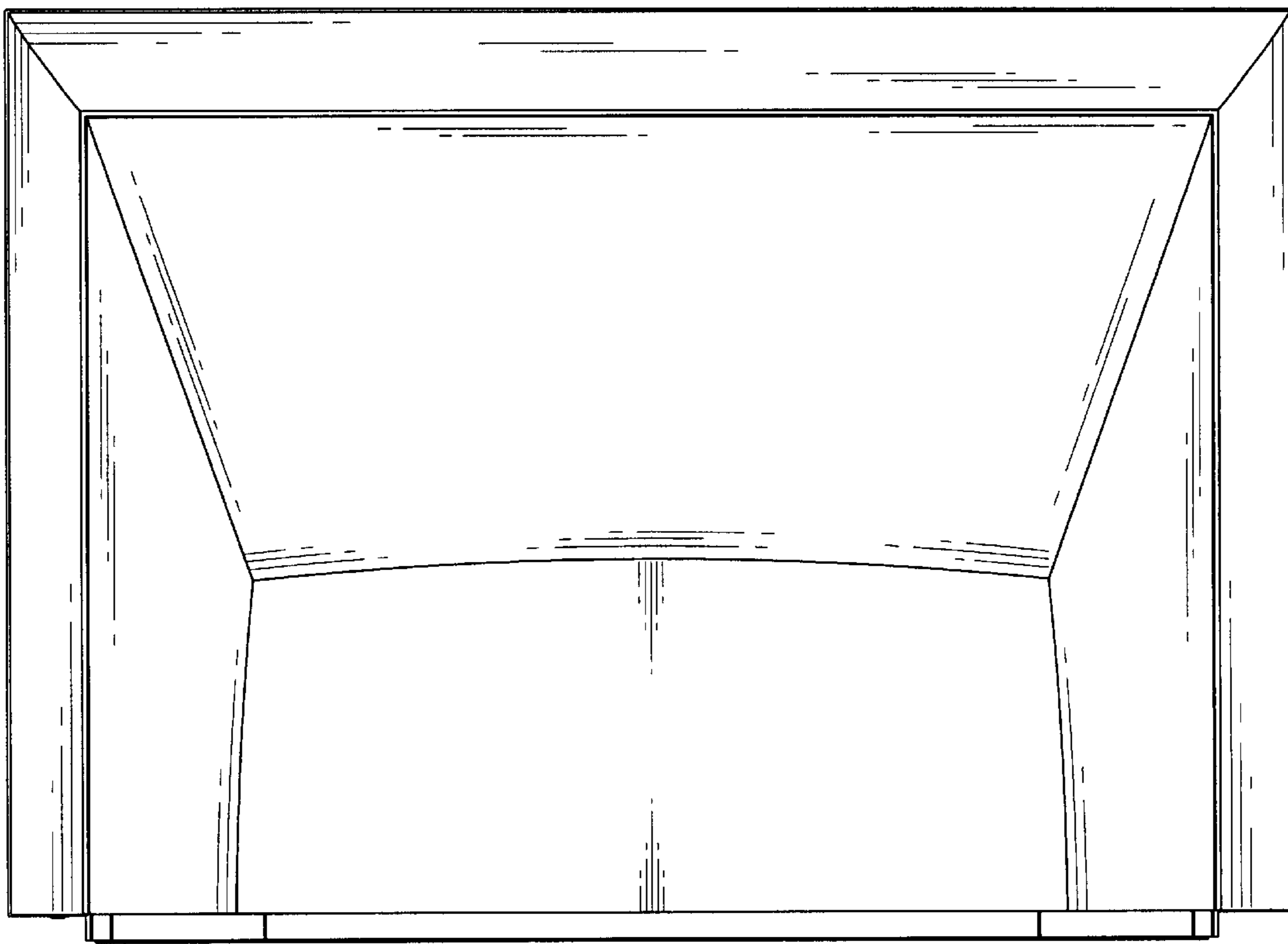


FIG. 4

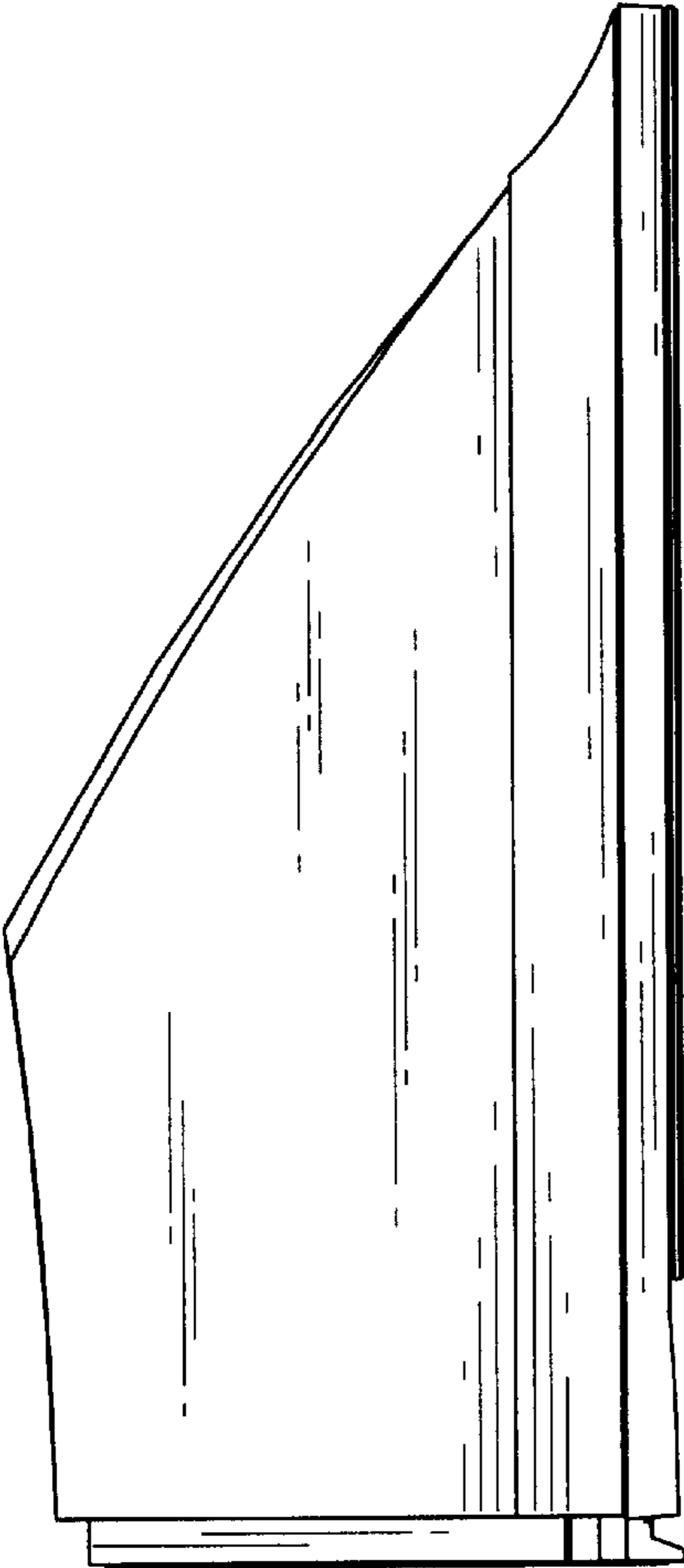


FIG. 5

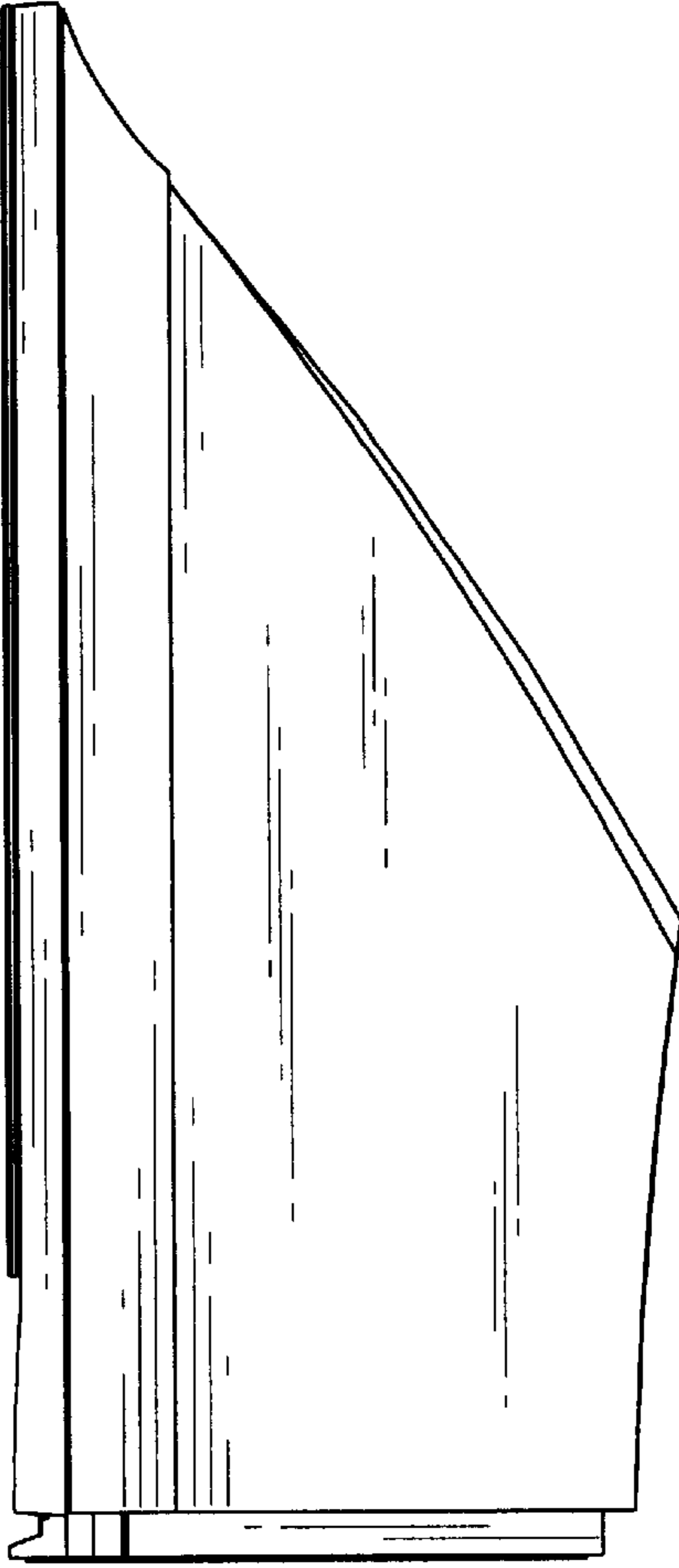


FIG. 6

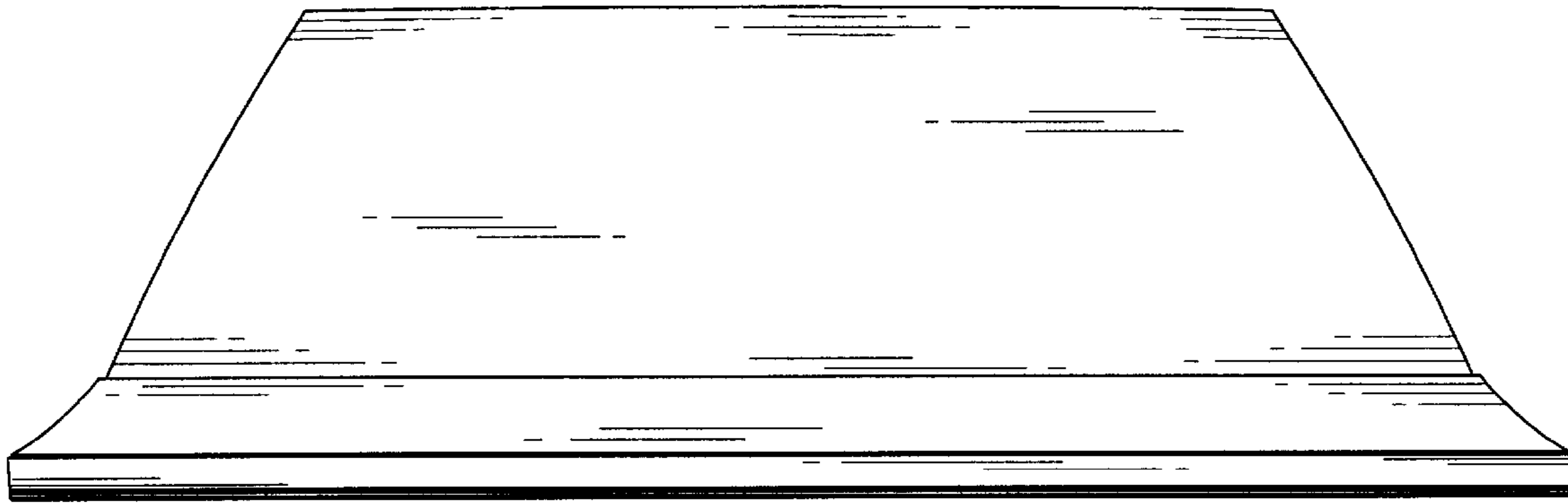


FIG. 7

