



US00D517012S

(12) **United States Design Patent**
Lord

(10) **Patent No.: US D517,012 S**
(45) **Date of Patent: ** *Mar. 14, 2006**

(54) **CONNECTOR**

(75) Inventor: **Charles Lord**, Scottsdale, AZ (US)

(73) Assignee: **Mobility Electronics, Inc.**, Scottsdale, AZ (US)

(*) Notice: This patent is subject to a terminal disclaimer.

(**) Term: **14 Years**

(21) Appl. No.: **29/198,755**

(22) Filed: **Feb. 4, 2004**

(51) **LOC (8) Cl.** **13-03**

(52) **U.S. Cl.** **D13/147**

(58) **Field of Classification Search** D13/123,
D13/133, 146-149, 154, 184, 199; 439/214,
439/262, 344, 347, 350, 353, 357, 378, 380,
439/489, 587, 595, 660, 680, 682, 685, 752,
439/892

See application file for complete search history.

(56) **References Cited**

U.S. PATENT DOCUMENTS

D309,289 S	*	7/1990	Endo et al.	D13/147
D311,375 S	*	10/1990	Kuzuno et al.	D13/147
D319,998 S	*	9/1991	Kozono	D13/133
D327,249 S	*	6/1992	Ohkura et al.	D13/133
5,380,217 A	*	1/1995	Yagi et al.	439/358

6,123,574 A	*	9/2000	Matsuda et al.	439/488
D460,049 S	*	7/2002	McCoy	D13/147
D471,874 S	*	3/2003	Kashiyama et al.	D13/147
D488,782 S	*	4/2004	Kashiyama et al.	D13/147
D492,652 S	*	7/2004	McCoy	D13/147
6,837,750 B1	*	1/2005	Fukuda et al.	439/680
2002/0146924 A1	*	10/2002	Simmons et al.	439/284
2002/0146926 A1	*	10/2002	Fogg et al.	439/362

* cited by examiner

Primary Examiner—Stella Reid

Assistant Examiner—Daniel Bui

(74) *Attorney, Agent, or Firm*—Jackson Walker L.L.P.;
Robert C. Klinger

(57) **CLAIM**

The ornamental design for a connector, as shown and described.

DESCRIPTION

FIG. 1 is a perspective view of a connector showing my new design;

FIG. 2 is a front elevation view thereof;

FIG. 3 is a top plan view thereof;

FIG. 4 is a bottom plan view thereof;

FIG. 5 is a right side elevation view thereof; and,

FIG. 6 is a left side elevation view thereof.

The broken line showing of the environment is for illustrative purposes only and forms no part of the claimed design.

1 Claim, 1 Drawing Sheet

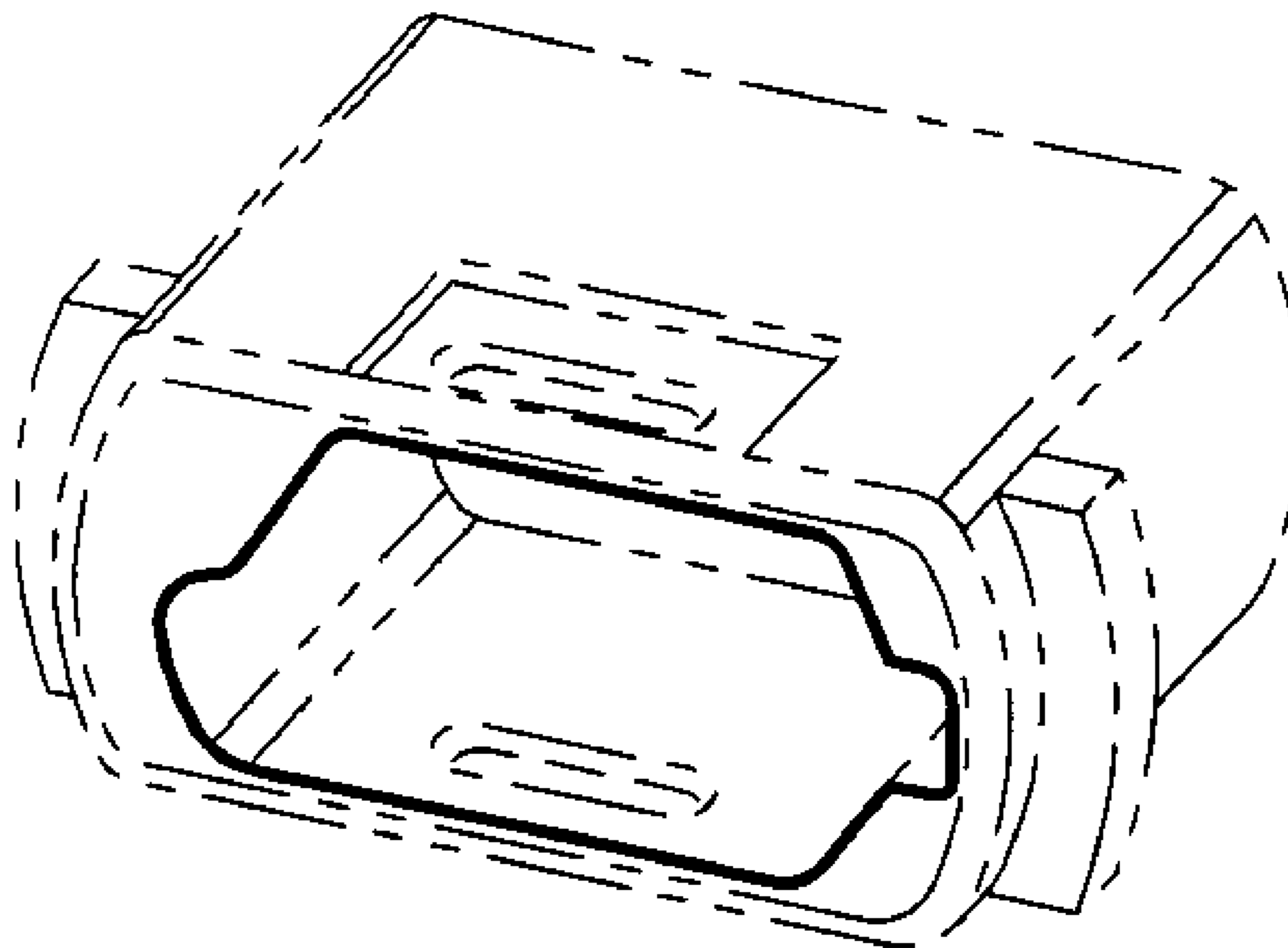


FIG. 1

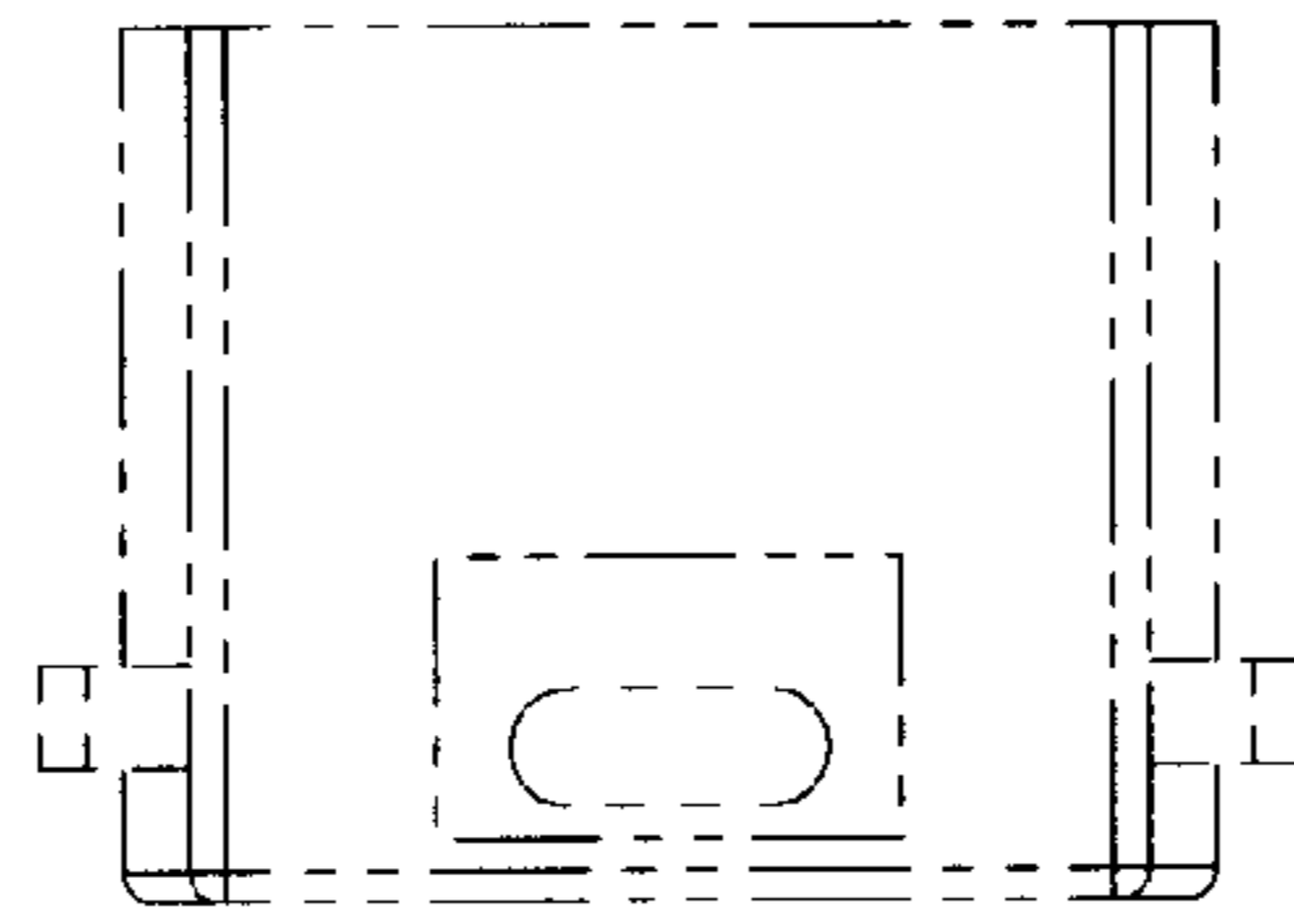
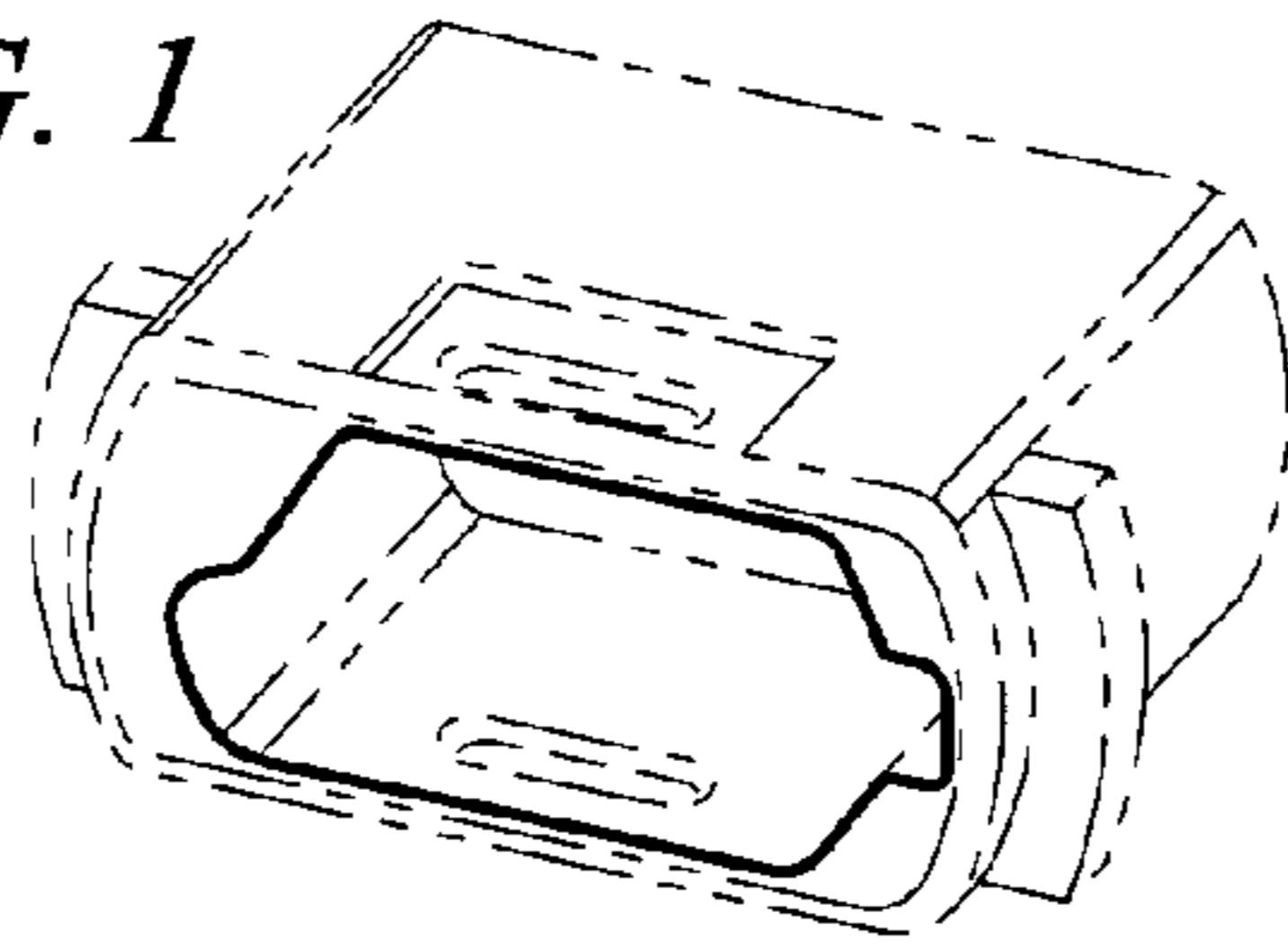


FIG. 3




FIG. 6

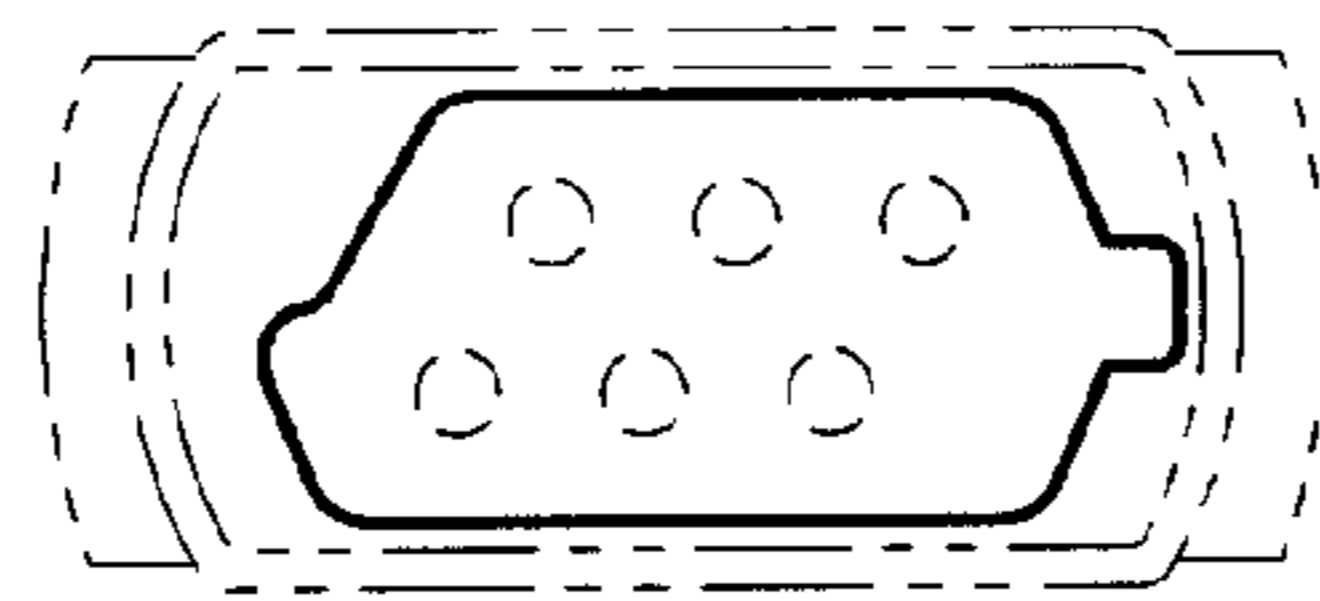


FIG. 2

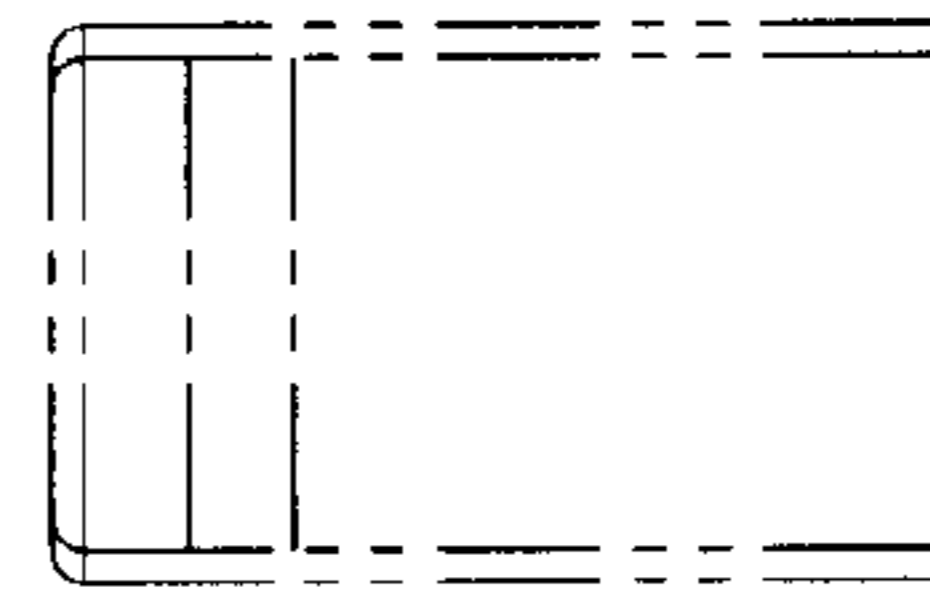


FIG. 5

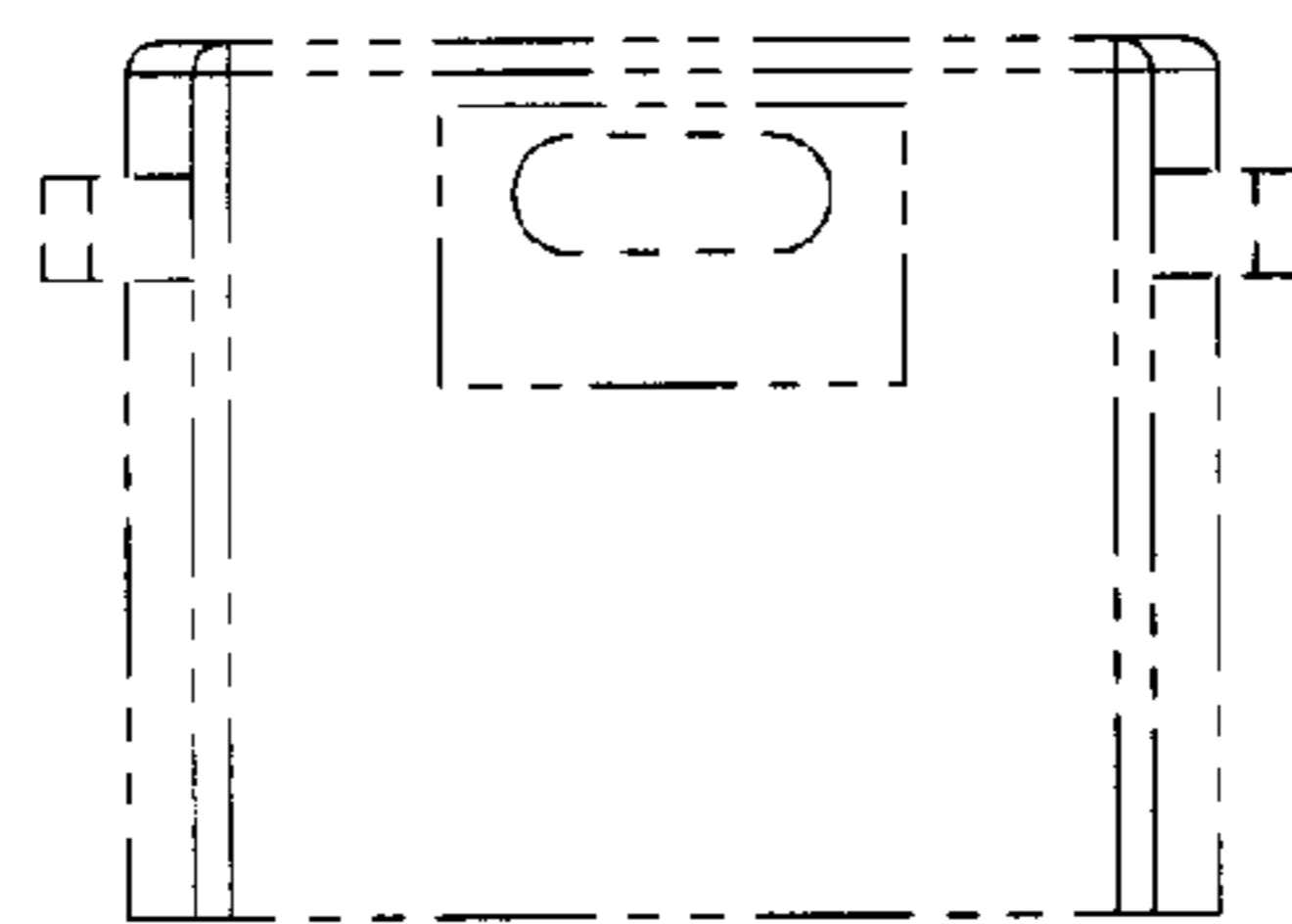


FIG. 4