



US00D517011S

(12) **United States Design Patent**
Burke

(10) **Patent No.:** **US D517,011 S**
(45) **Date of Patent:** **** Mar. 14, 2006**

(54) **UNDERGROUND UTILITIES PEDESTAL HOUSING**

(75) Inventor: **Edward J. Burke**, Temecula, CA (US)

(73) Assignee: **Channell Commercial Corporation**, Temecula, CA (US)

(**) Term: **14 Years**

(21) Appl. No.: **29/202,950**

(22) Filed: **Apr. 7, 2004**

(51) **LOC (8) Cl.** **13-03**

(52) **U.S. Cl.** **D13/139.5**

(58) **Field of Classification Search** D13/123,

D13/133, 139.1, 139.2, 139.4, 139.5, 152;

D24/129; D25/127; 174/40 R, 45 R; 52/220.1,

52/220.2; 362/102, 276; D26/49

See application file for complete search history.

(56) **References Cited**

U.S. PATENT DOCUMENTS

2,476,404 A * 7/1949 Del Camp 439/843

3,257,496 A * 6/1966 Hamilton 174/38

3,364,653 A * 1/1968 Wyard 53/315

D270,831 S * 10/1983 Jensen D13/139.5

D307,580 S * 5/1990 Reali D13/152

4,989,123 A * 1/1991 Best 362/102
5,471,804 A * 12/1995 Winter, IV 52/220.1
D367,464 S * 2/1996 Jones et al. D13/139.5
D371,111 S * 6/1996 Jones et al. D13/139.5
2002/0159253 A1 * 10/2002 Dalebout et al. 362/191

* cited by examiner

Primary Examiner—Alan P. Douglas

Assistant Examiner—Rosemary K. Tarcza

(74) *Attorney, Agent, or Firm*—Christie, Parker & Hale, LLP

(57) **CLAIM**

The ornamental design for an underground utilities pedestal housing, as shown and described.

DESCRIPTION

FIG. 1 is a perspective view showing my new design.

FIG. 2 is a side elevational view taken from the left side of FIG. 1.

FIG. 3 is a side elevational view taken from the right side of FIG. 2.

FIG. 4 is a side elevational view taken from the right side of FIG. 3.

FIG. 5 is a side elevational view taken from the left side of FIG. 2; and,

FIG. 6 is an elevational view taken from the top of FIG. 2.

1 Claim, 4 Drawing Sheets

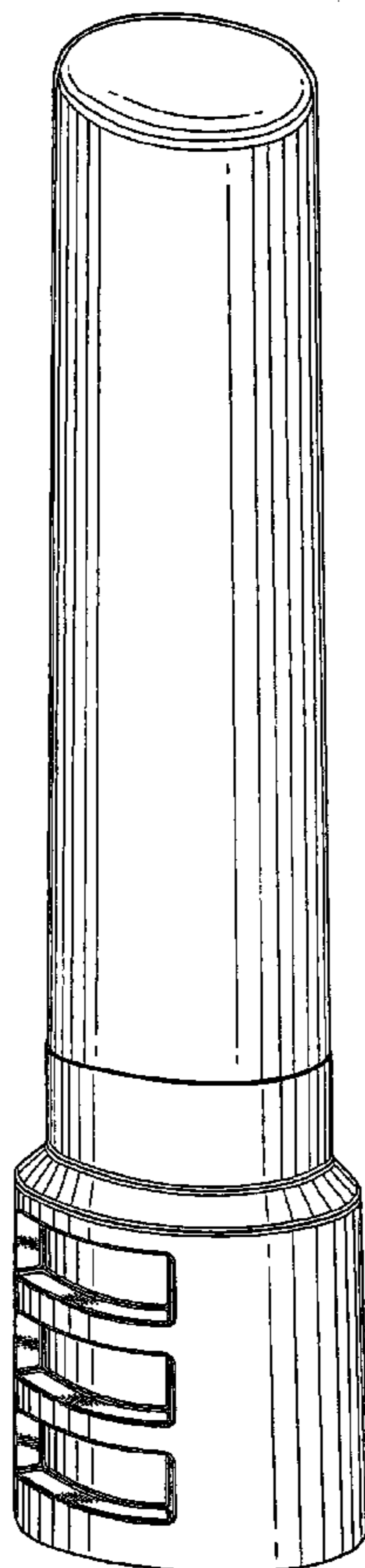


FIG. 1

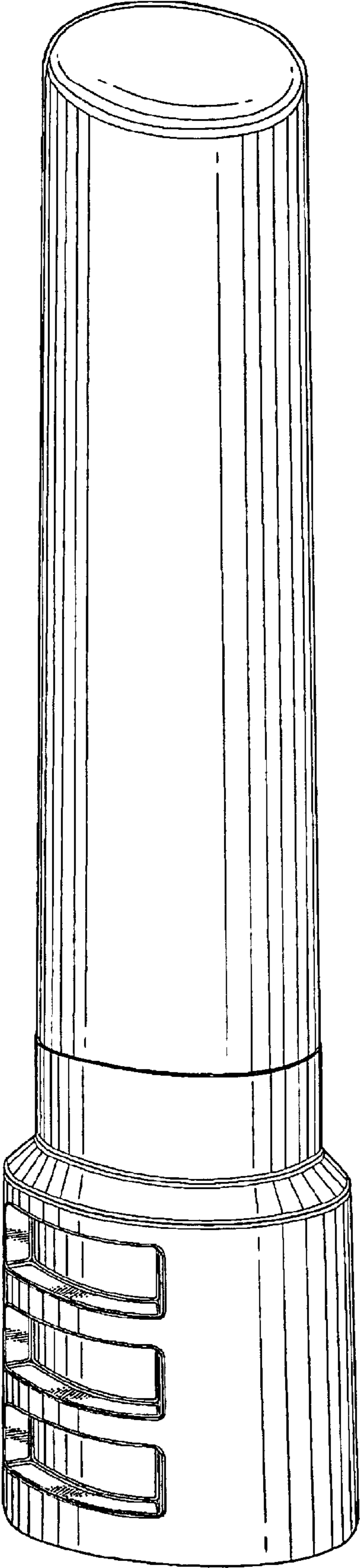


FIG. 2

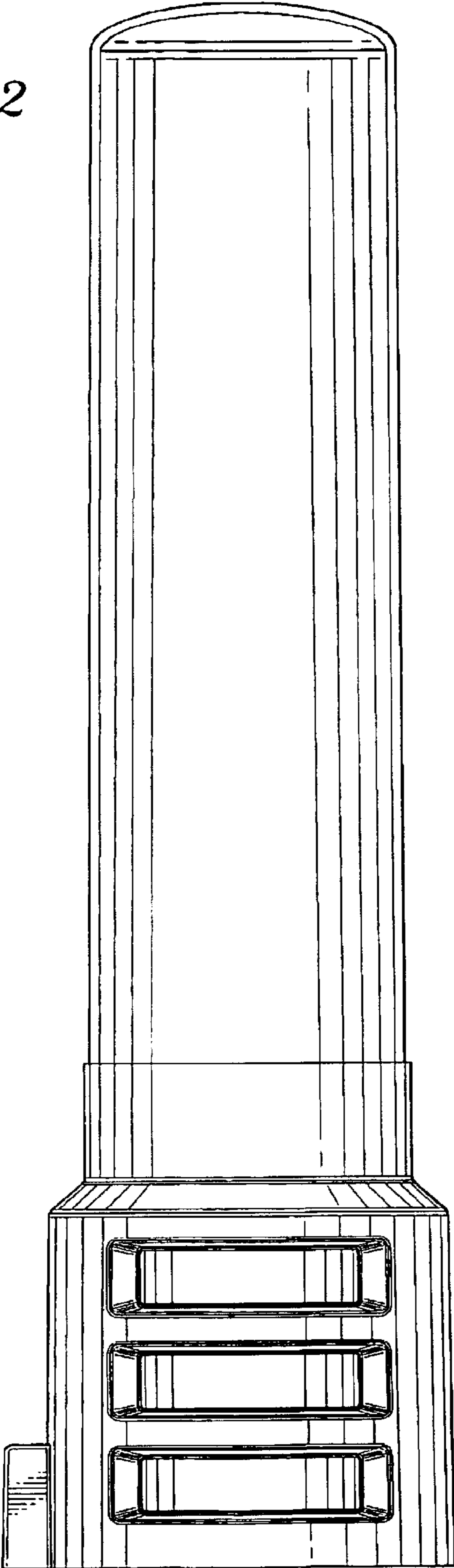


FIG. 3

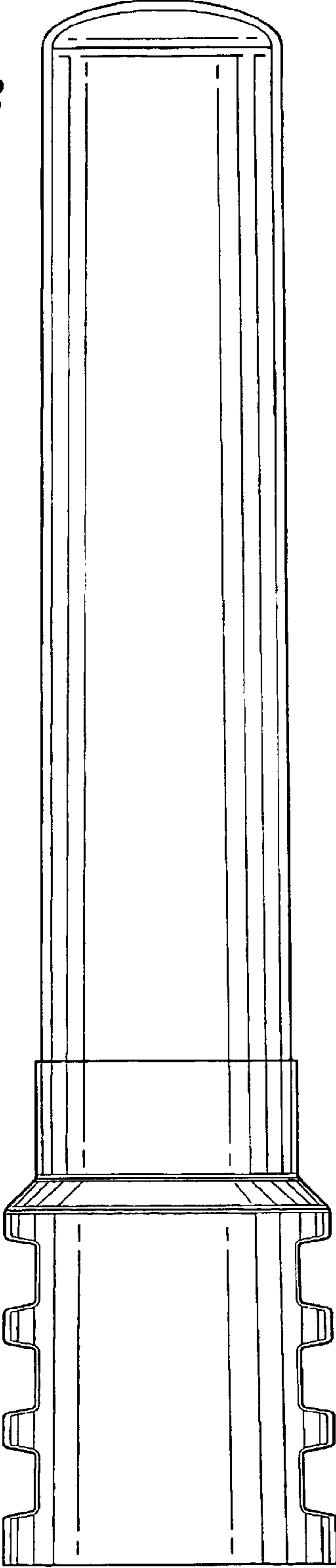


FIG. 4

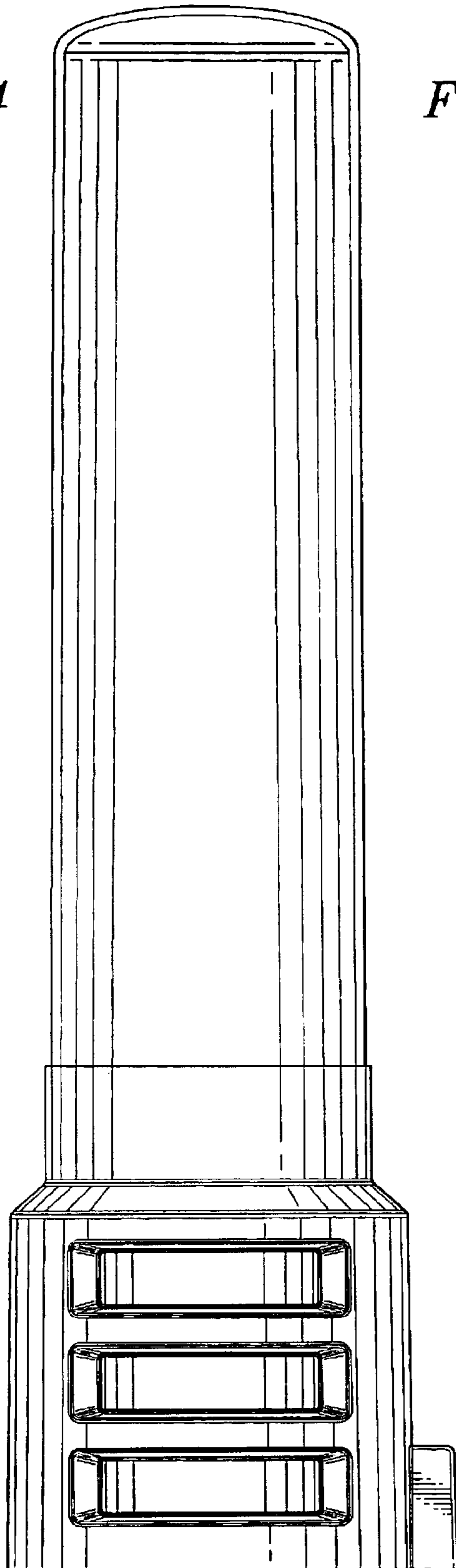


FIG. 5

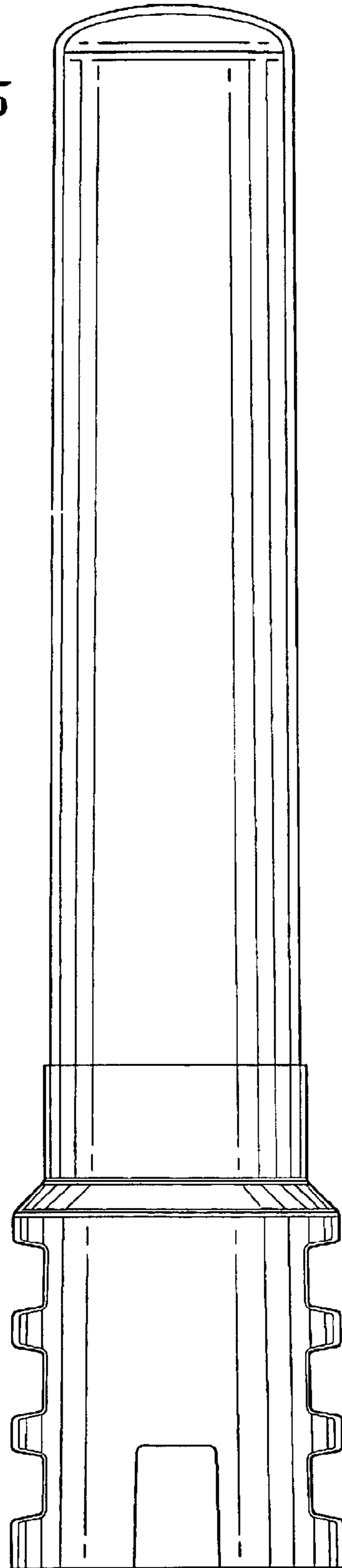


FIG. 6

