



US00D517010S

(12) **United States Design Patent**
Fort et al.

(10) **Patent No.:** **US D517,010 S**
(45) **Date of Patent:** **** Mar. 14, 2006**

(54) **DECORATOR RECEPTACLES**

(75) Inventors: **Tucker H. Fort**, New York, NY (US);
Mark B. Greenwald, Westport, CT
(US); **Jean Claude Marcou**, Limoges
(FR); **Jay J. Mendelson**, Hartsdale, NY
(US)

(73) Assignee: **Cooper Wiring Devices, Inc.**,
Peachtree City, GA (US)

(**) Term: **14 Years**

(21) Appl. No.: **29/231,901**

(22) Filed: **Jun. 11, 2005**

Related U.S. Application Data

(63) Continuation-in-part of application No. 29/193,480, filed on
Nov. 10, 2003.

(51) **LOC (8) Cl.** **13-03**

(52) **U.S. Cl.** **D13/139.3**

(58) **Field of Classification Search** .. D13/137.1-137.4,
D13/139.1-139.8; 174/50-51, 53-55, 58,
174/66-67

See application file for complete search history.

(56) **References Cited**

U.S. PATENT DOCUMENTS

- D269,341 S * 6/1983 Doyle et al. D13/139.3
- D269,429 S * 6/1983 Doyle et al. D13/152
- D269,430 S * 6/1983 Doyle et al. D13/139.3
- D269,510 S * 6/1983 Doyle et al. D13/139.3
- D271,869 S * 12/1983 Doyle et al. D13/152
- 4,518,945 A 5/1985 Doyle et al.
- 4,631,354 A 12/1986 Boteler
- 4,774,384 A * 9/1988 Gregory 174/67
- 4,802,052 A 1/1989 Brant et al.
- D318,848 S * 8/1991 Scholl D13/139.3
- 5,073,681 A 12/1991 Hubben et al.
- D346,949 S 5/1994 Comerci et al.
- D350,530 S 9/1994 Comerci et al.
- D405,760 S * 2/1999 Yu D13/139.3
- 5,933,063 A 8/1999 Keung et al.
- D414,745 S * 10/1999 Schmitt D13/152
- D430,539 S * 9/2000 Leopold et al. D13/139.3

- 6,184,466 B1 * 2/2001 Eder et al. 174/53
- D450,665 S * 11/2001 Isely et al. D13/184
- D466,085 S * 11/2002 Heggem D13/152

OTHER PUBLICATIONS

Installation and Operating Instructions for IMPRESSIONS
3-Key Incandescent Touch Dimmers, Pass & Seymour, May
1992.

IMPRESSIONS Electrical Wiring Devices and Accessories,
Pass & Seymour, Apr. 1991.

Catalog for LEVITON Wiring Devices for Constructions
and Maintenance, Leviton Manufacturing Co., Inc. (2000).
LUTRON Residential Lighting Controls Catalog, pp. 70-73,
Lutron Electronics Co. Inc. (2001).

* cited by examiner

Primary Examiner—Alan P. Douglas

Assistant Examiner—Rosemary K. Tarcza

(74) *Attorney, Agent, or Firm*—Ostrager Chong Flaherty &
Broitman P.C.

(57) **CLAIM**

The ornamental design for decorator receptacles, as shown
and described.

DESCRIPTION

FIG. 1 is a front, bottom and right side perspective view of
the design.

FIG. 2 is a front view thereof.

FIG. 3 is a right side view thereof.

FIG. 4 is a left side view thereof.

FIG. 5 is a top plan view thereof.

FIG. 6 is a bottom plan view thereof.

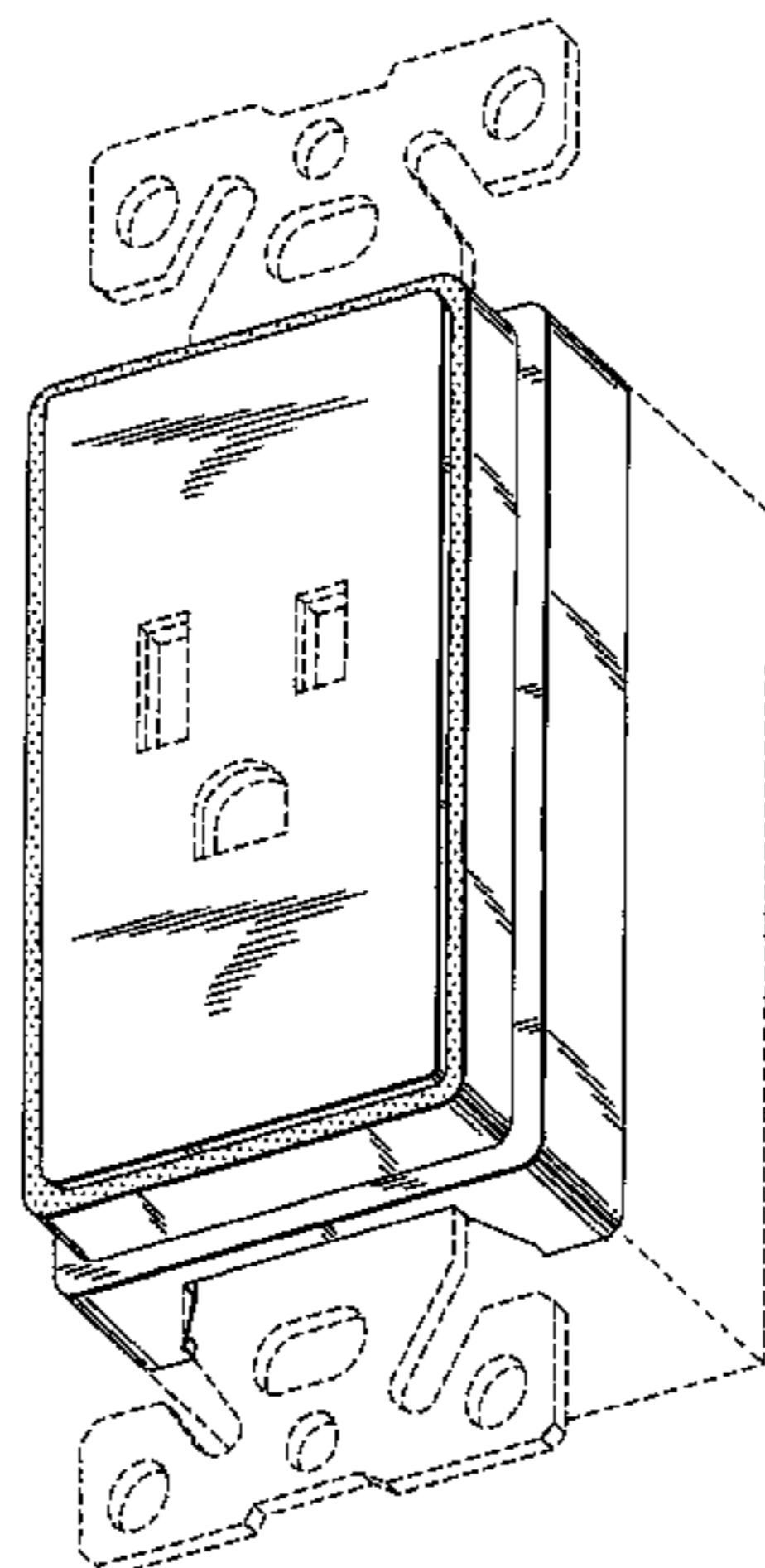
FIG. 7 is a front, bottom and right side perspective view of
the design in combination with a wall plate.

FIG. 8 is a front view of an alternative embodiment of the
design; and,

FIG. 9 is a front view of another alternative embodiment of
the design.

In all of the views, the broken lines are for environmental
purposes only and form no part of the claimed design. The
rear is not part of the claimed design.

1 Claim, 7 Drawing Sheets



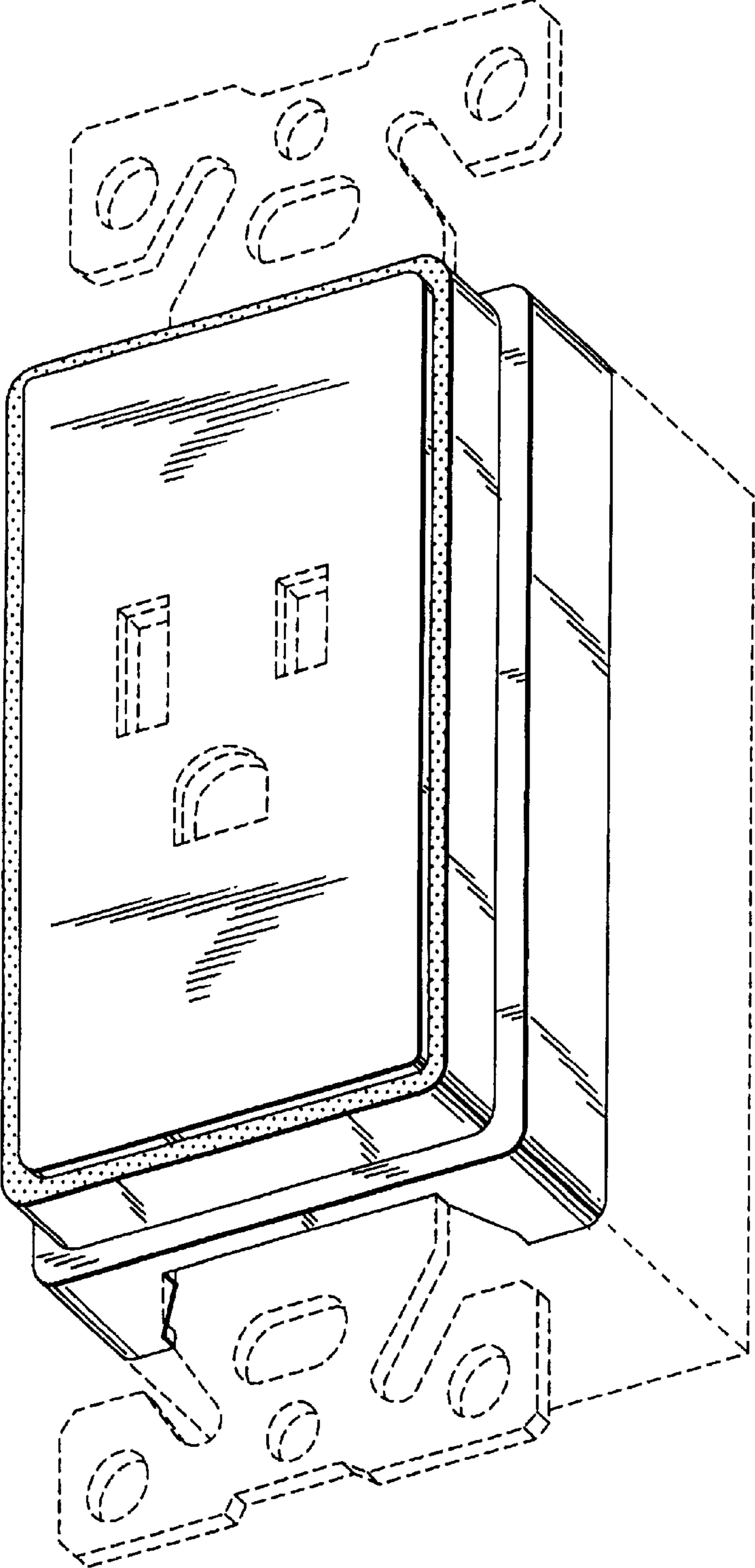


FIG. 1

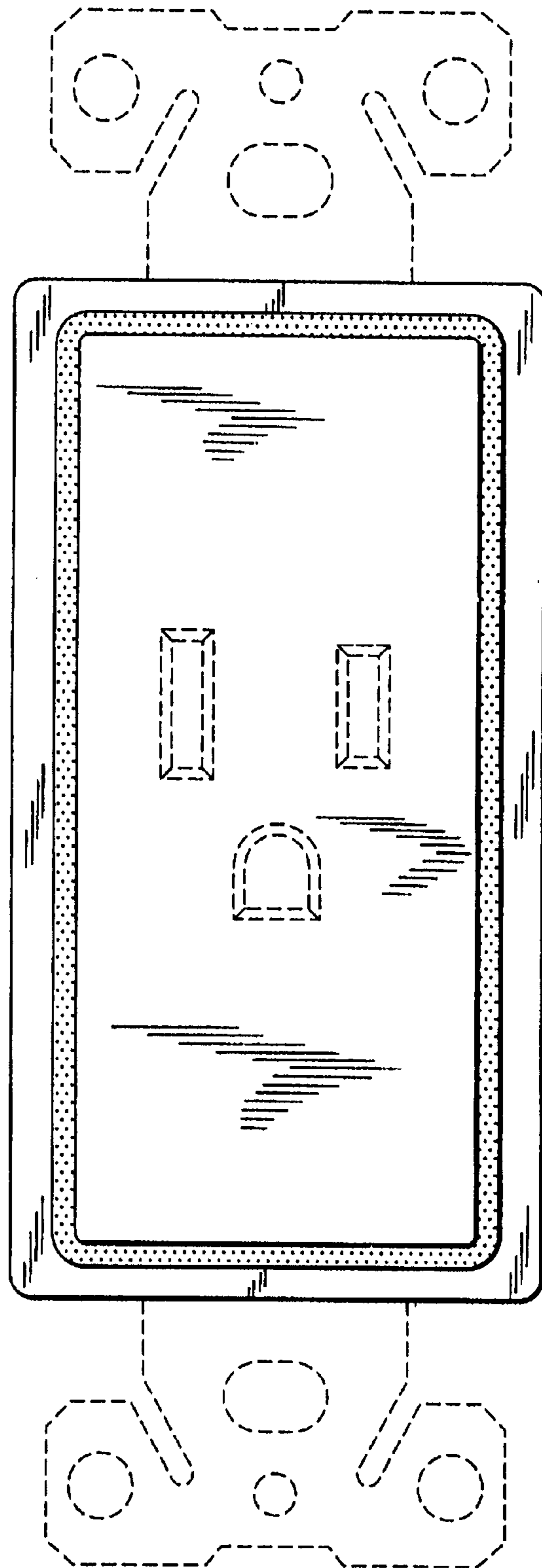


FIG.2

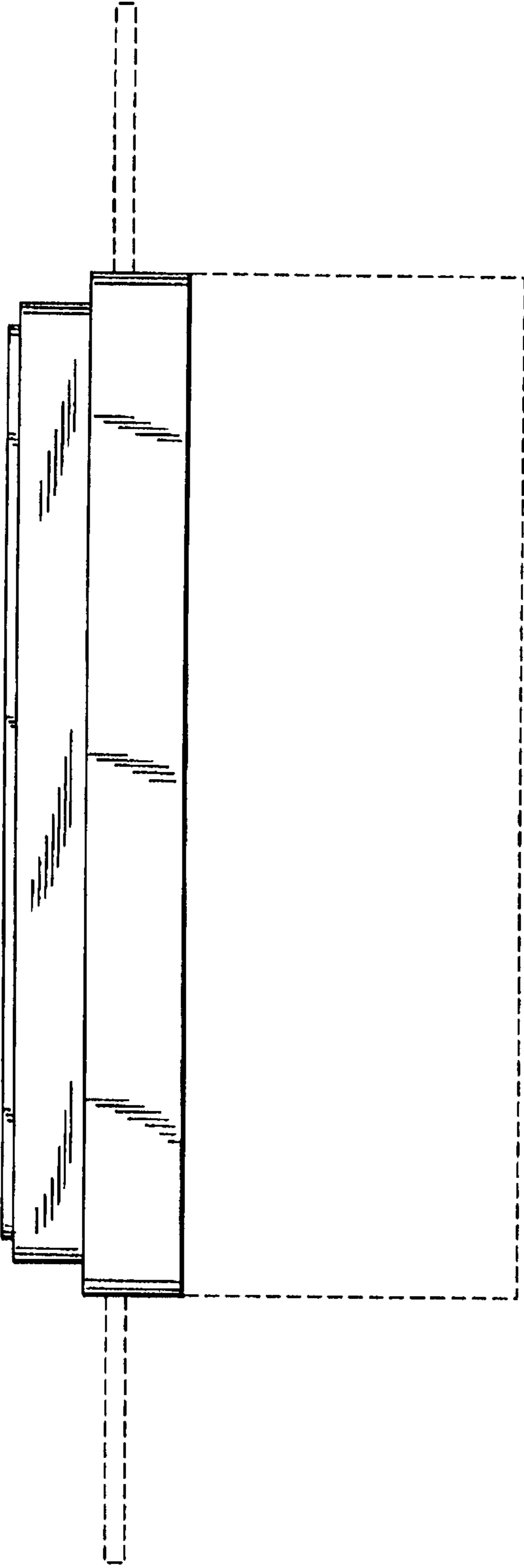


FIG.3

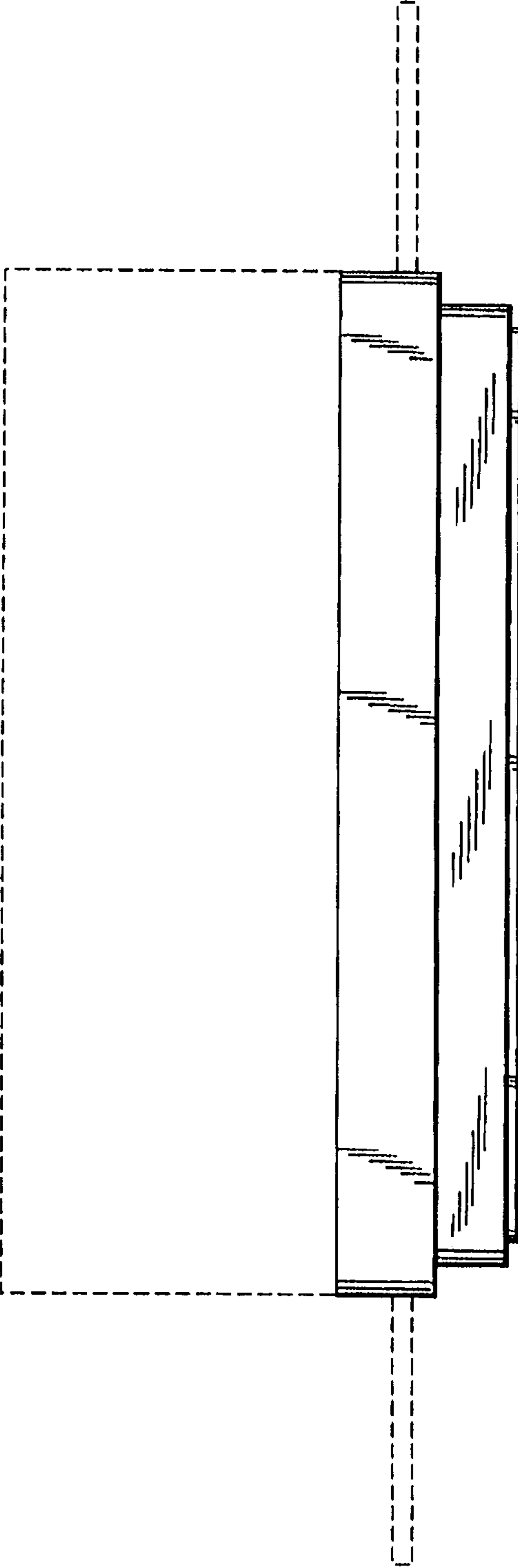


FIG.4

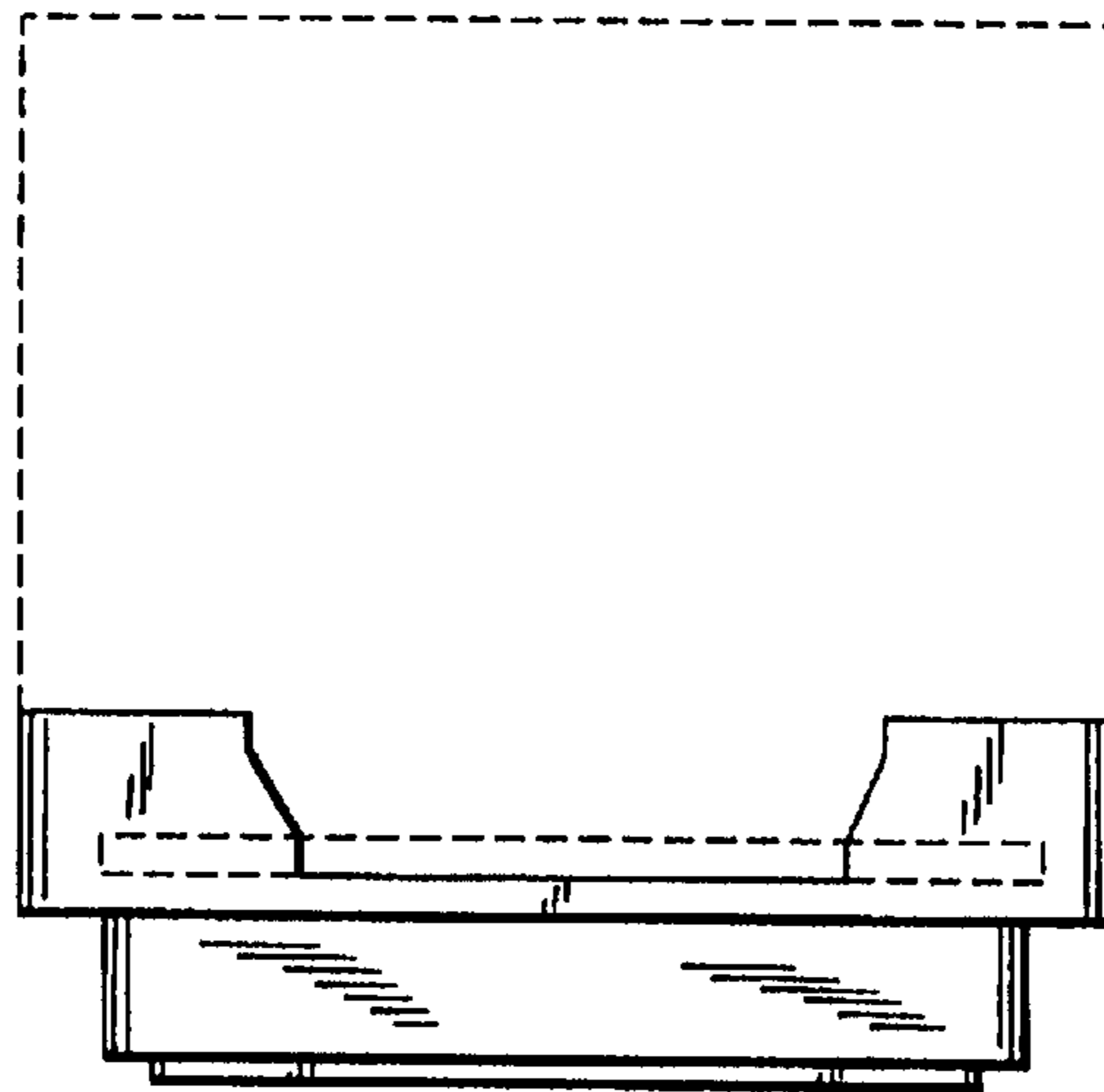


FIG. 5

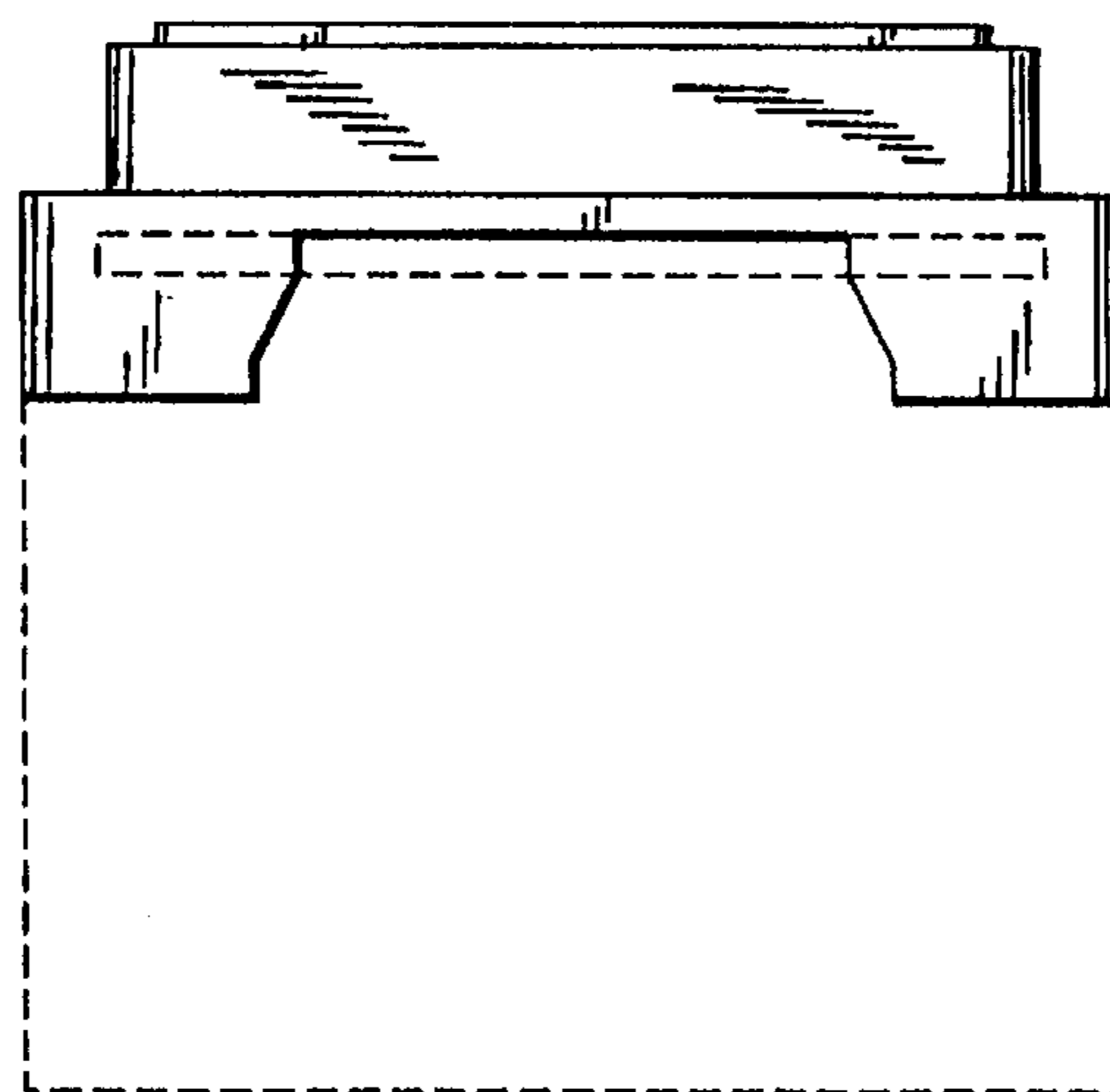


FIG. 6




FIG.7

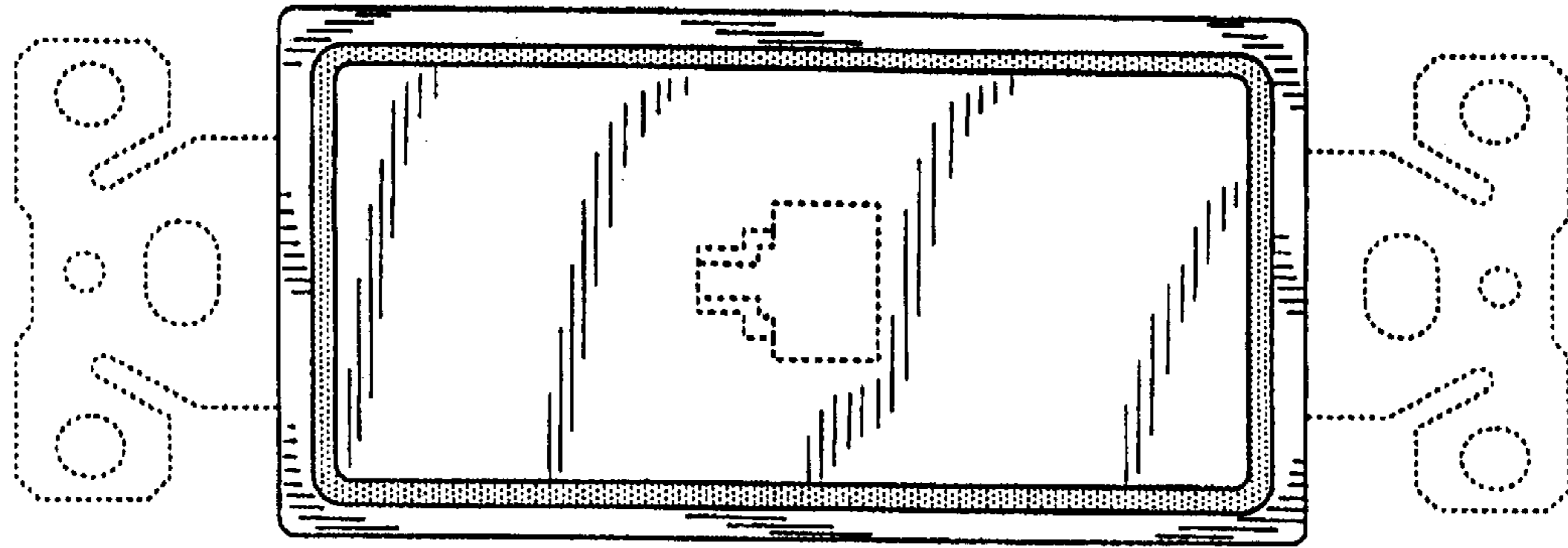


FIG. 9

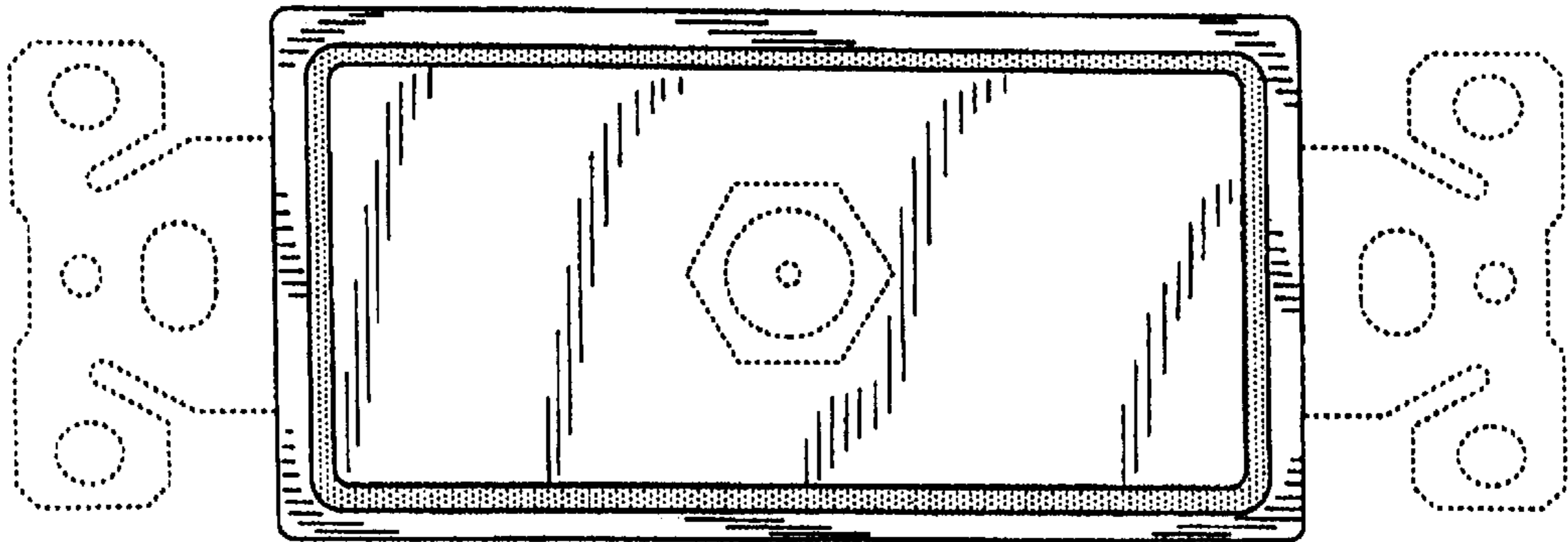


FIG. 8