



US00D517005S

(12) **United States Design Patent** (10) **Patent No.:** **US D517,005 S**
Melin et al. (45) **Date of Patent:** **** Mar. 14, 2006**

(54) **FUEL BRIQUET**

(75) Inventors: **Scott Melin**, Pleasanton, CA (US);
Donald K. Swatling, Pleasanton, CA
(US); **Kelly M Burke**, Pleasanton, CA
(US); **Bob Miller, Jr.**, Pleasanton, CA
(US); **Katie K. Chow**, Pleasanton, CA
(US); **Stevan R. Curtiss**, Pleasanton,
CA (US)

(73) Assignee: **The Clorox Company**, Oakland, CA
(US)

(**) Term: **14 Years**

(21) Appl. No.: **29/208,910**

(22) Filed: **Jul. 7, 2004**

(51) **LOC (8) Cl.** **23-05**

(52) **U.S. Cl.** **D13/100**

(58) **Field of Classification Search** D7/402;
D13/100, 199; D24/100, 102; 44/530-532,
44/550, 589-591, 593, 608

See application file for complete search history.

(56) **References Cited**

U.S. PATENT DOCUMENTS

D24,313 S	*	5/1895	Taggart	D13/100
D27,483 S	*	8/1897	Zwoyer	D13/100
D27,484 S	*	8/1897	Zwoyer	D13/100
D33,520 S	*	11/1900	Davis	D13/100
D38,206 S	*	8/1906	Allen	D13/100
D88,351 S	*	11/1932	Herrly	D13/100
3,336,122 A		8/1967	Smith		
3,352,651 A		11/1967	Davidson		
3,395,002 A		7/1968	Winnicki et al.		
3,431,093 A		3/1969	Kreinik		
3,485,599 A		12/1969	Richardson et al.		
3,934,986 A		1/1976	Avedikian		
3,955,937 A		5/1976	Whang		
3,988,121 A		10/1976	Leveskis		
4,118,202 A		10/1978	Scholes		
4,165,968 A		8/1979	Duncan		
4,167,398 A		9/1979	Hughes et al.		
D258,386 S		2/1981	Juett		

D272,848 S	*	2/1984	Koziol	D13/100
4,437,862 A		3/1984	Whang		
4,443,227 A		4/1984	Avedikian		
D275,224 S	*	8/1984	Darche	D13/100
4,485,584 A		12/1984	Raulerson et al.		
4,496,366 A		1/1985	Peters		
4,822,380 A		4/1989	Young		
4,834,774 A		5/1989	Fay, III		
D304,574 S		11/1989	Fay, III		
D305,752 S		1/1990	Chow		

(Continued)

OTHER PUBLICATIONS

“Improved Pillow-Shaped Stackable Charcoal Briquets,”
Jun. 6, 1991, 11 pages plus 2 sheets of drawings.

Primary Examiner—Prabhakar Deshmukh

Assistant Examiner—Daniel Bui

(74) *Attorney, Agent, or Firm*—Stephen J. Sand; R’Sue
Caron

(57) **CLAIM**

We claim the ornamental design for a fuel briquet, as shown
and described.

DESCRIPTION

FIG. 1 is a perspective view of the first embodiment of a fuel
briquet, showing our new design;

FIG. 2 is a right side elevation view thereof, the left side
elevation view being the same;

FIG. 3 is a front elevation view thereof, the back elevation
view being the same;

FIG. 4 is a top plan view thereof;

FIG. 5 is a perspective view of the second embodiment of a
fuel briquet, showing our new design;

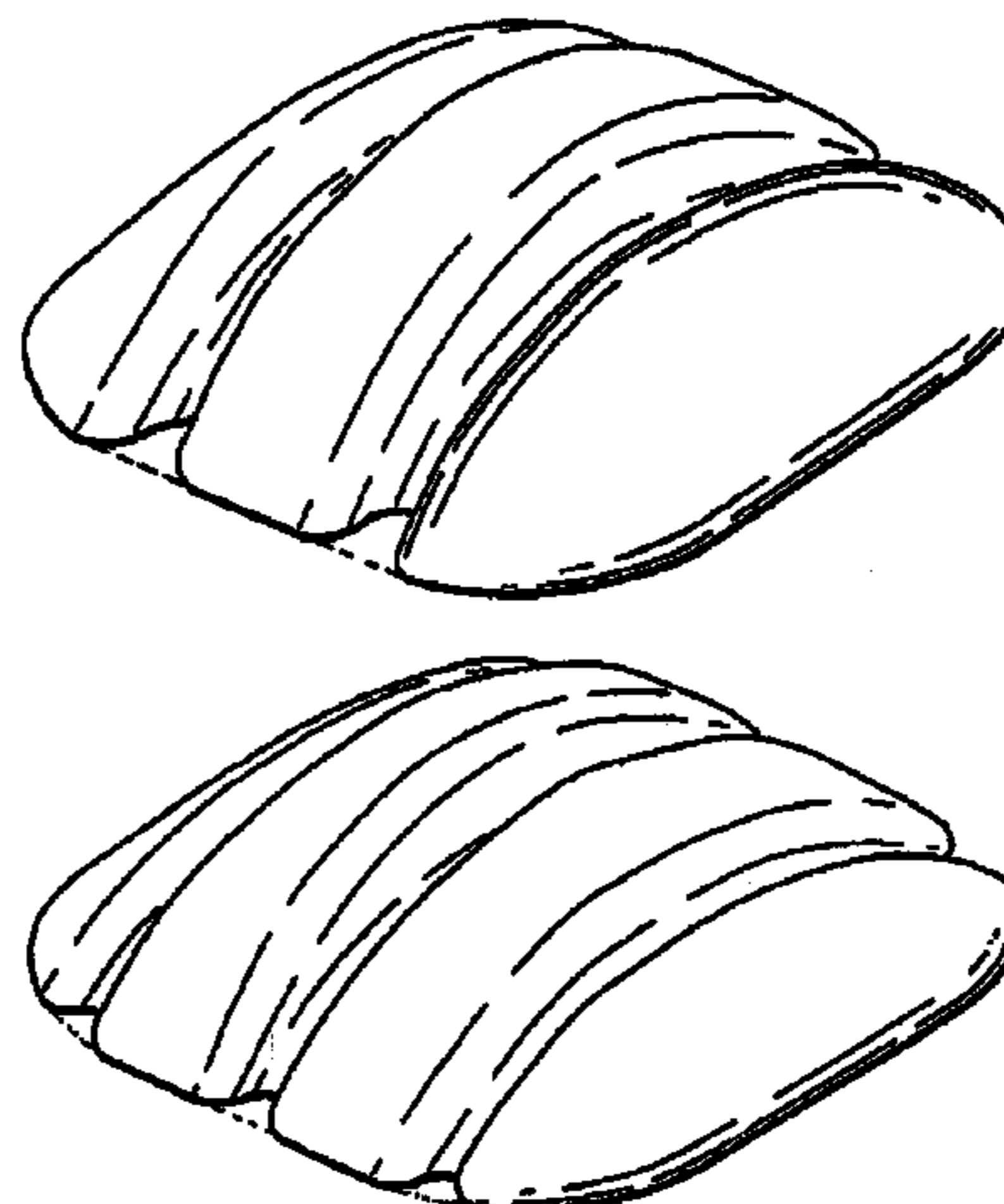
FIG. 6 is a right side elevation view thereof, the left side
elevation view being the same;

FIG. 7 is a front elevation view thereof, the back elevation
view being the same; and,

FIG. 8 is a top plan view thereof.

The broken line showing of the environment is for illustra-
tive purposes only and forms no part of the claimed design.

1 Claim, 4 Drawing Sheets



US D517,005 S

Page 2

U.S. PATENT DOCUMENTS

D330,362 S	*	10/1992	Harris	D13/100	5,958,090 A	9/1999	Chandaria
5,427,805 A		6/1995	Crace		2002/0020108 A1	2/2002	Anderson
5,468,266 A		11/1995	Bensalem et al.		2002/0073612 A1	6/2002	Motai et al.
D389,453 S	*	1/1998	Mitchell et al.	D13/100	2002/0189159 A1	12/2002	Sprules et al.
5,762,656 A	*	6/1998	Burke et al.	44/589	2003/0080456 A1	5/2003	Tai et al.
5,912,192 A		6/1999	Kim et al.		2003/0089028 A1	5/2003	Jordan

* cited by examiner




FIG. 1

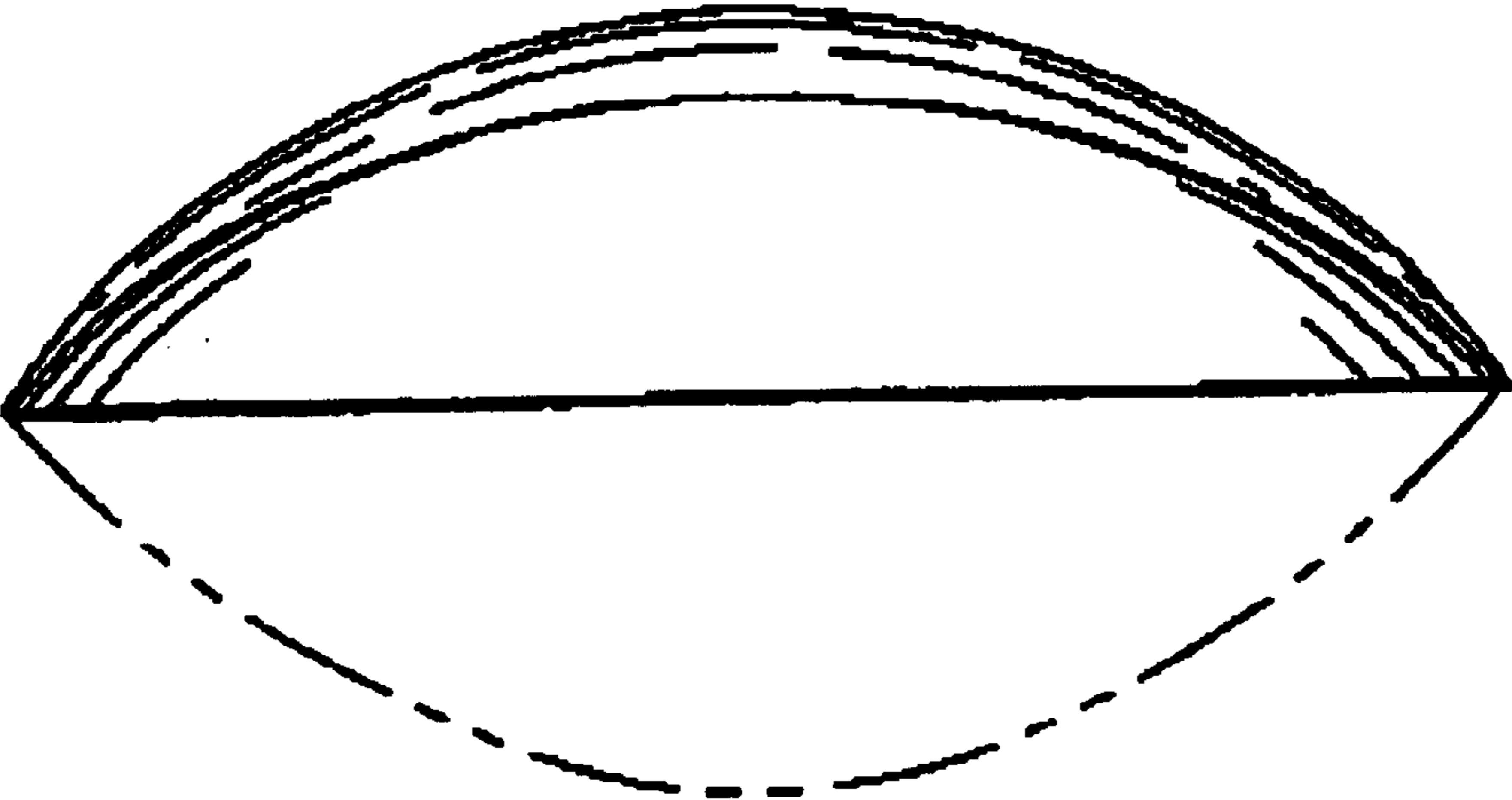


FIG. 2

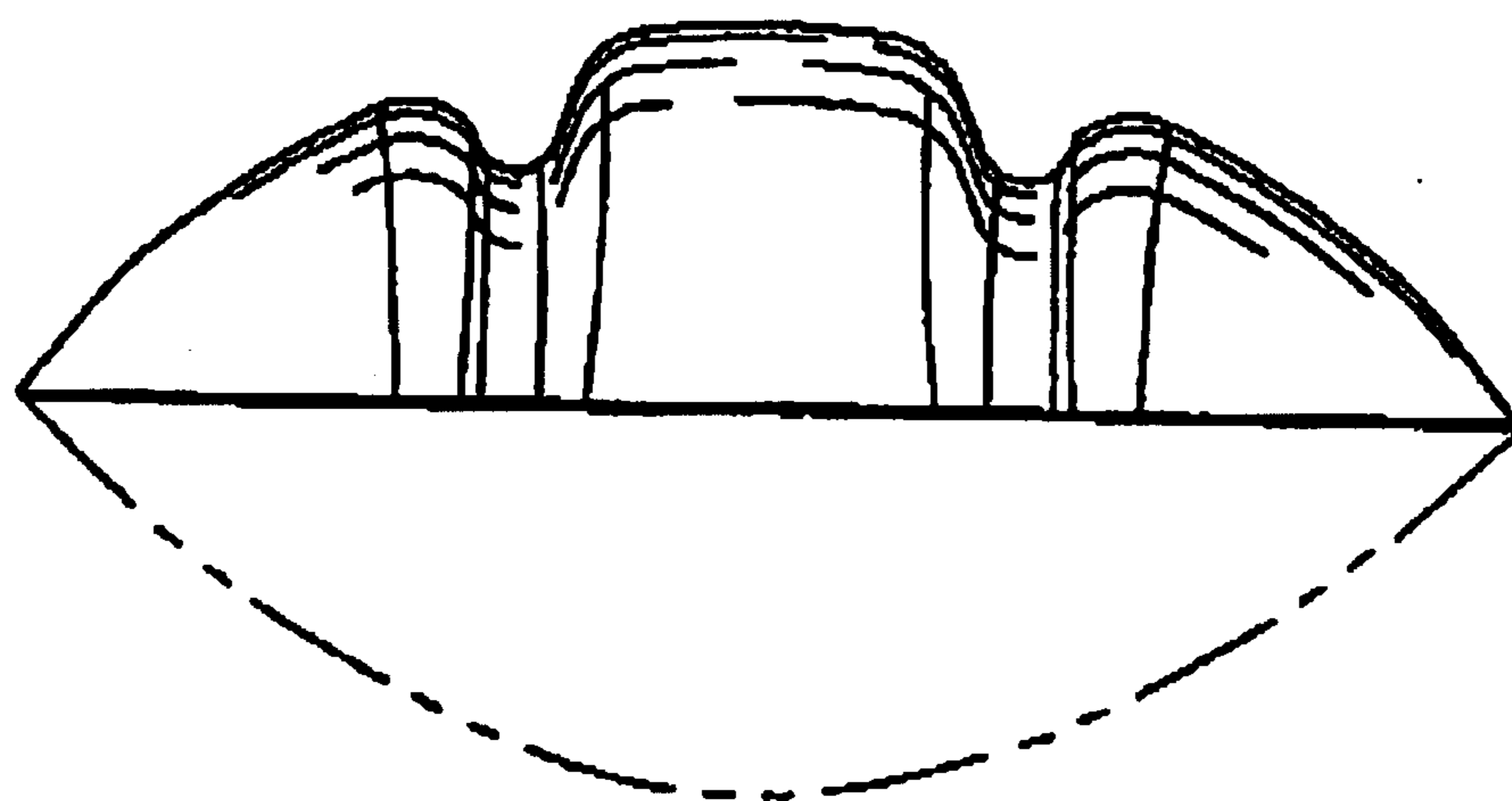


FIG. 3

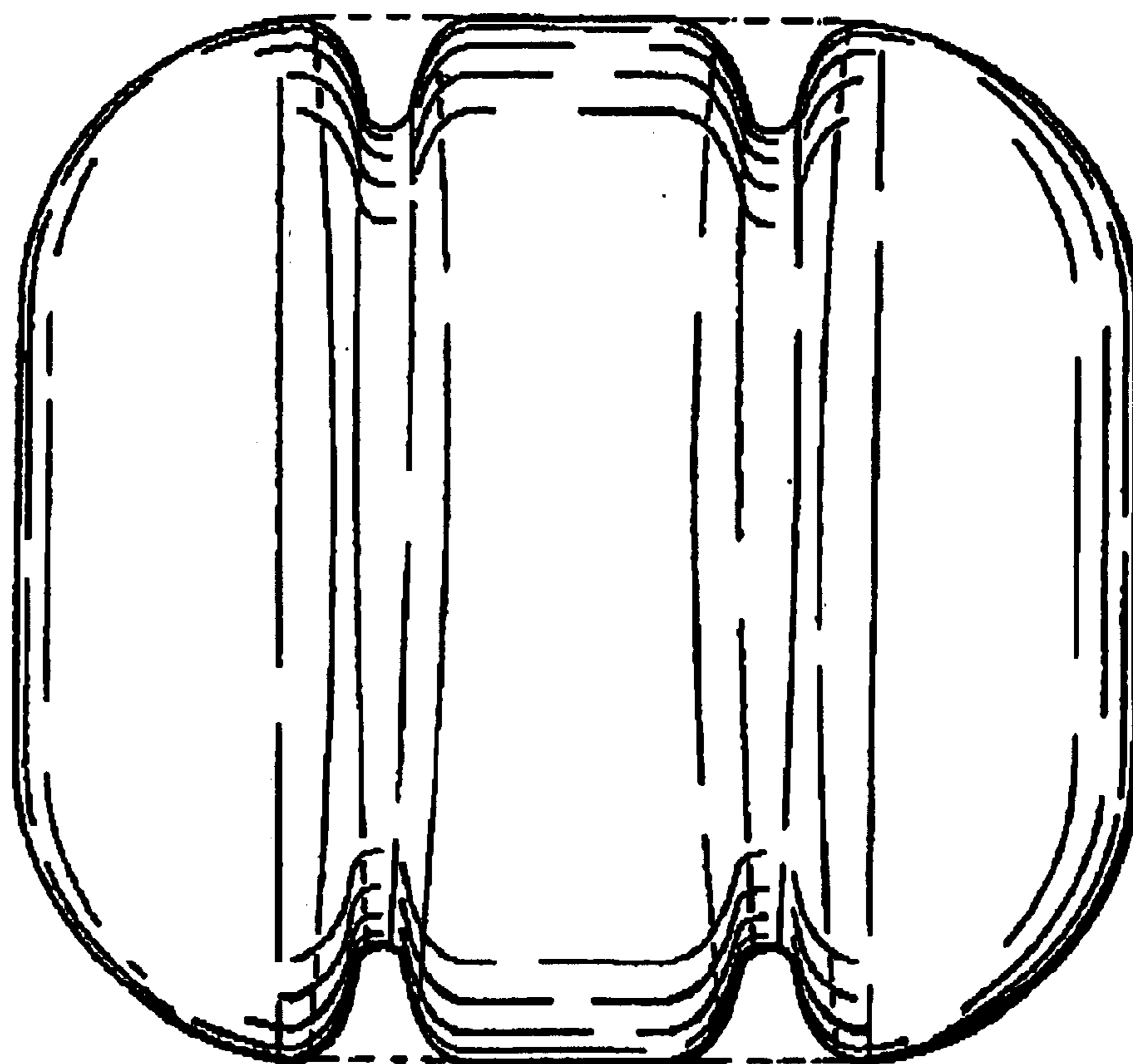


FIG. 4

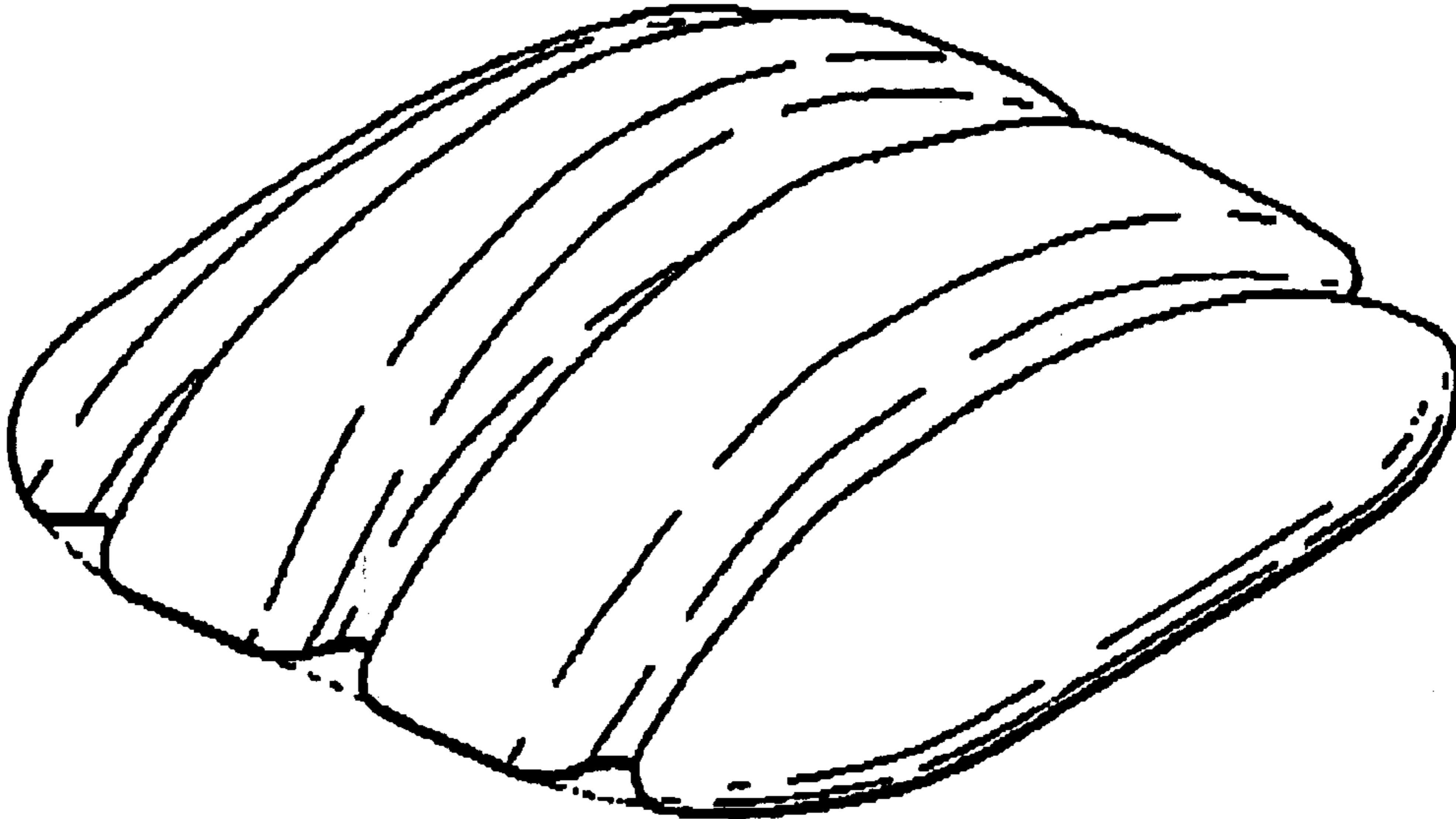


FIG. 5

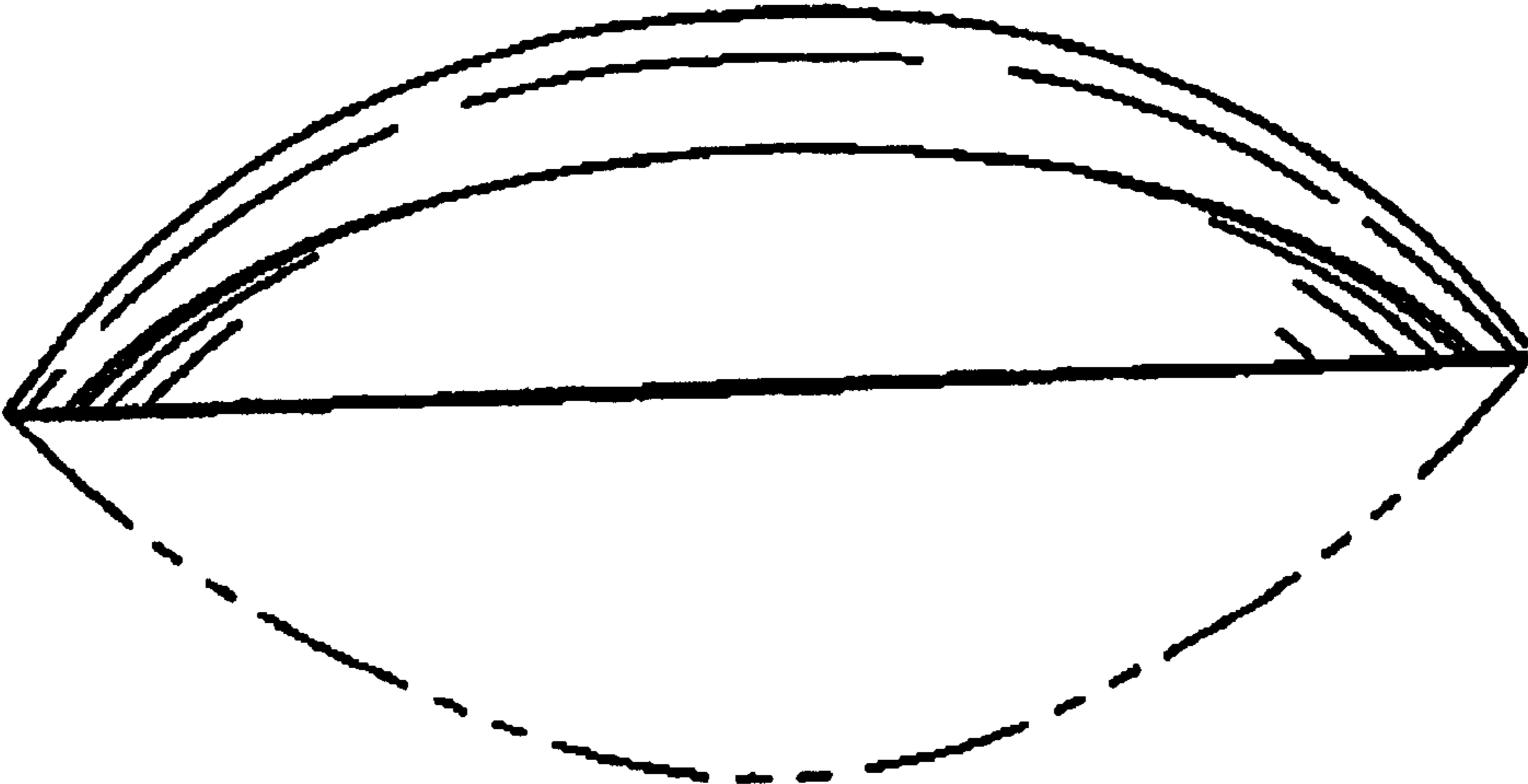


FIG. 6




FIG. 7

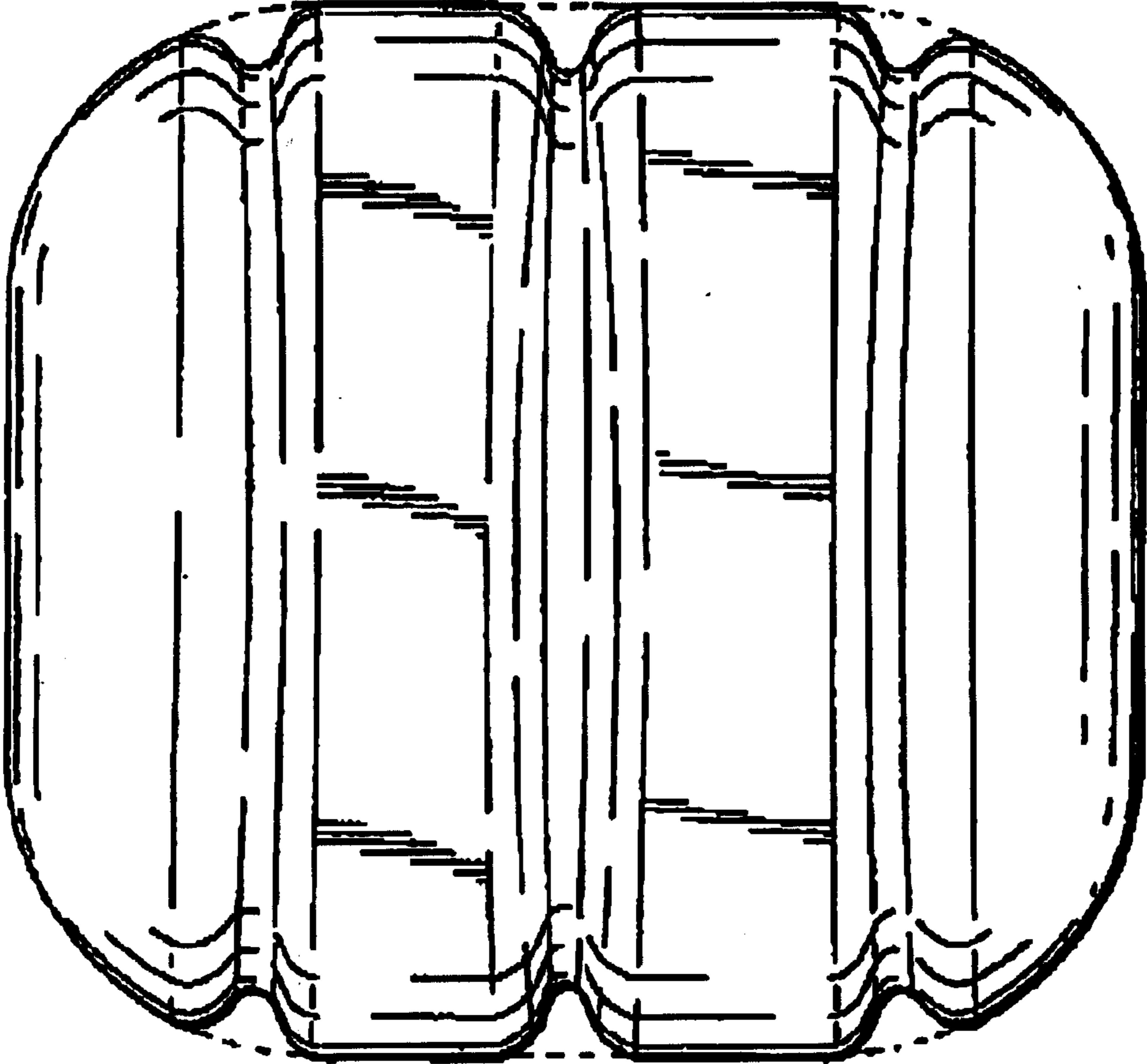


FIG. 8