



US00D517002S

(12) **United States Design Patent**
Welbes

(10) **Patent No.:** **US D517,002 S**
(45) **Date of Patent:** **** Mar. 14, 2006**

(54) **TIRE TREAD**

(75) Inventor: **Paul Welbes**, Schronndweiler (LU)

(73) Assignee: **The Goodyear Tire & Rubber Company**, Akron, OH (US)

(**) Term: **14 Years**

(21) Appl. No.: **29/215,031**

(22) Filed: **Oct. 13, 2004**

(51) **LOC (8) Cl.** **12-15**

(52) **U.S. Cl.** **D12/602**

(58) **Field of Classification Search** D12/544,
D12/545, 560, 561, 566, 567, 579, 580, 583,
D12/596, 602, 603, 900, 901; 152/209.1,
152/209.9, 209.12, 209.18, 209.25
See application file for complete search history.

(56) **References Cited**

U.S. PATENT DOCUMENTS

D271,754 S	*	12/1983	Jansen et al.	D12/593
D288,079 S	*	2/1987	Takehara	D12/602
D420,949 S	*	2/2000	Poling	D12/596
D444,740 S	*	7/2001	Le et al.	D12/602
D473,513 S	*	4/2003	Welbes	D12/588
D490,367 S	*	5/2004	Kindig et al.	D12/602

OTHER PUBLICATIONS

Cooper Discoverer Radial Tire, 2003 Tread Design Guide, Jan. 2003, p. 18. 3/1.*

* cited by examiner

Primary Examiner—Robert M. Spear

(74) *Attorney, Agent, or Firm*—Richard B. O’Panick

(57) **CLAIM**

The ornamental design for a tire tread, as shown and described.

DESCRIPTION

FIG. 1 is a perspective view of a tire tread showing my new design, it being understood that the pattern repeats uniformly throughout the circumference of the tread;


FIG. 2 is a front elevational view thereof;

FIG. 3 is a right side elevational view thereof; the opposite side being identical thereto; and,

FIG. 4 is an enlarged fragmentary front elevational view thereof.

In the drawings, the broken lines defining the sidewall, inner bead and the peripheral boundary between the tire tread and the sidewall are for illustrative purposes only and form no part of the claimed design.

1 Claim, 4 Drawing Sheets



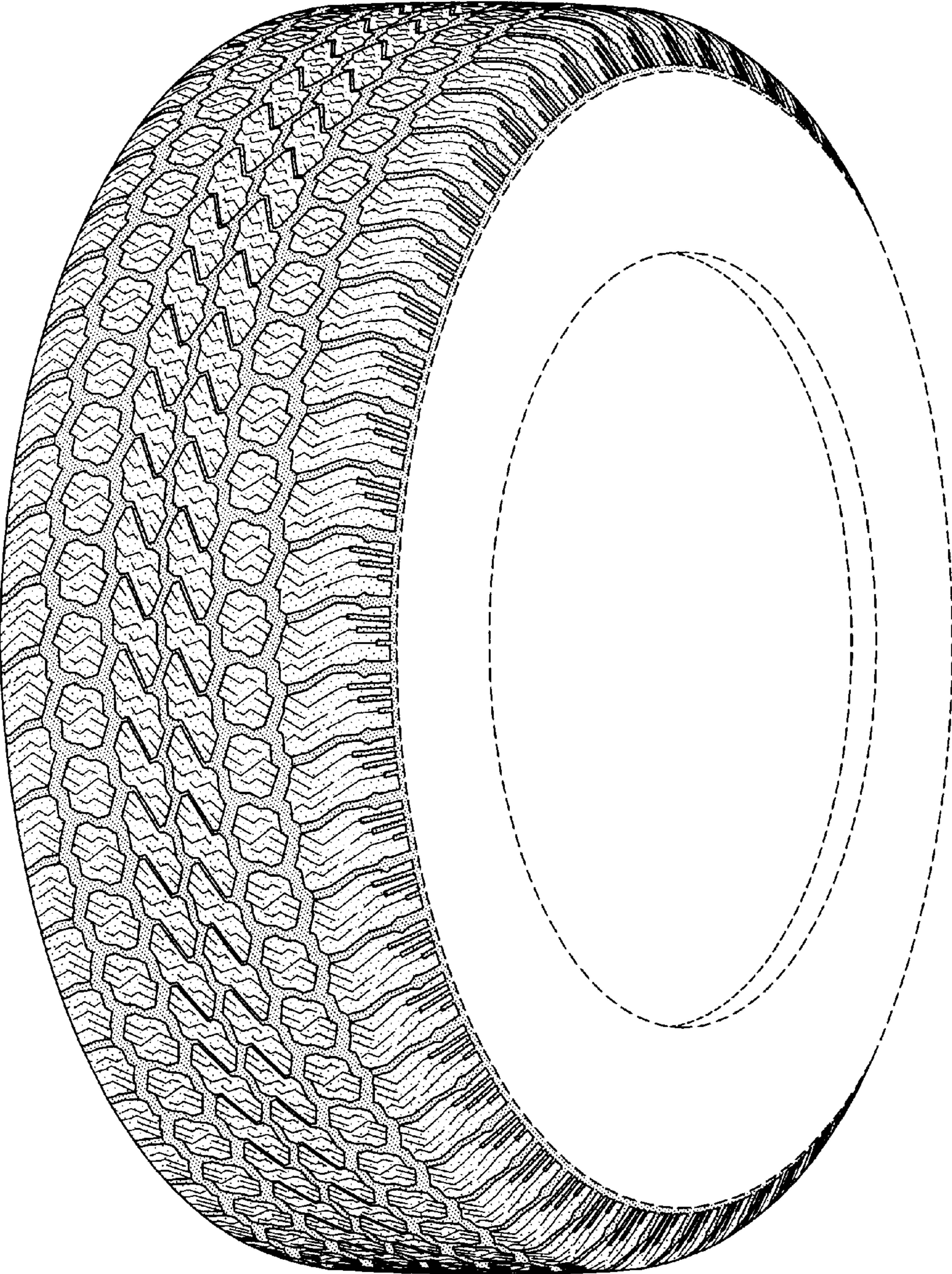


FIG-1




FIG-2

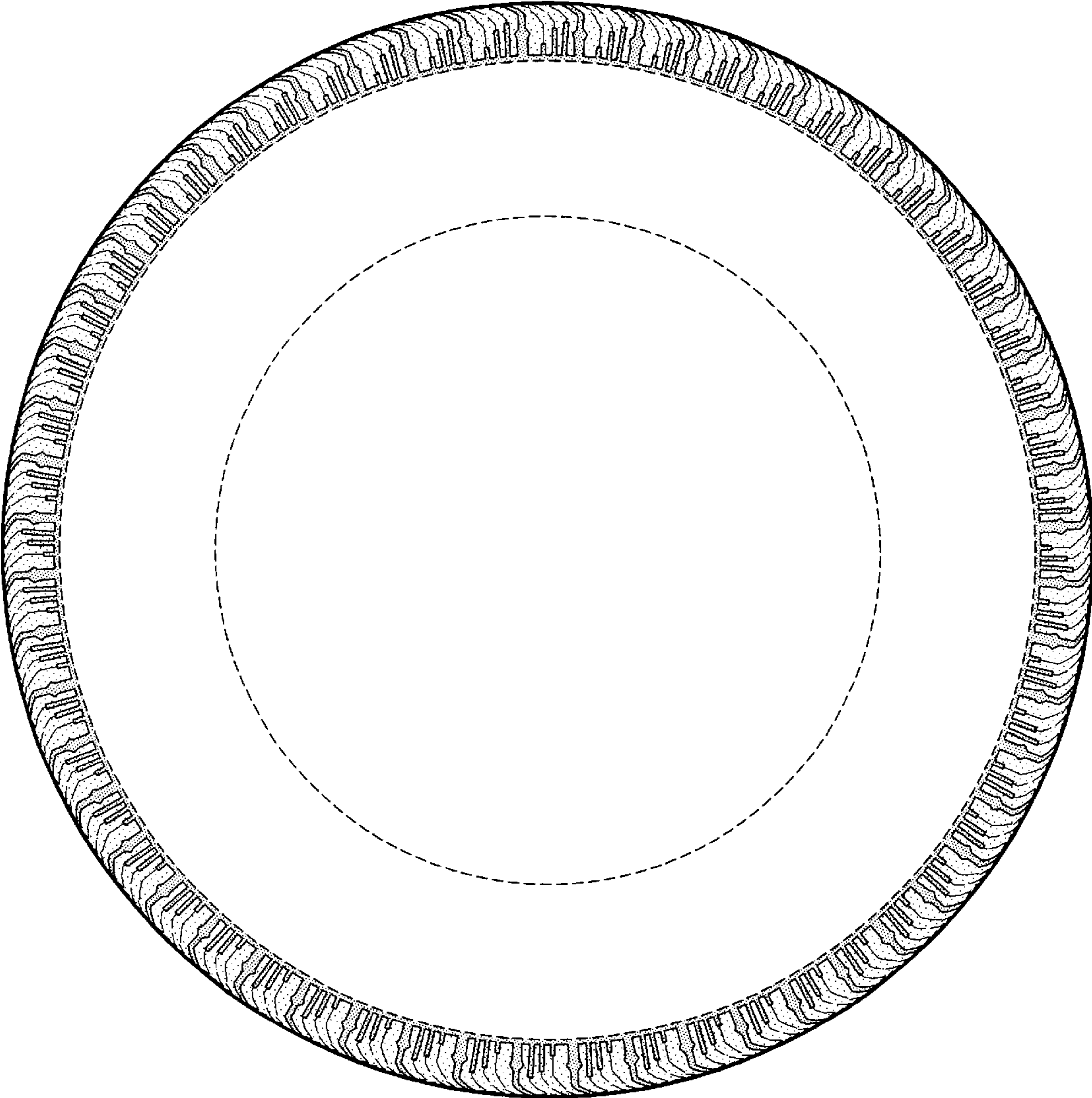


FIG-3




FIG-4