



US00D516997S

(12) **United States Design Patent**
Furusawa et al.

(10) **Patent No.: US D516,997 S**

(45) **Date of Patent: ** *Mar. 14, 2006**

(54) **AUTOMOBILE TIRE**

(75) Inventors: **Hiroshi Furusawa**, Kanagawa-ken (JP);
Hirohisa Hazama, Kanagawa-ken (JP);
Takumi Morito, Tokyo (JP); **Izumi Kuramochi**, Tokyo (JP)

(73) Assignee: **The Yokohama Rubber Co., Ltd.**,
Tokyo (JP)

(*) Notice: This patent is subject to a terminal disclaimer.

(**) Term: **14 Years**

(21) Appl. No.: **29/218,777**

(22) Filed: **Dec. 8, 2004**

(30) **Foreign Application Priority Data**

Jun. 14, 2004 (JP) 2004-017668

(51) **LOC (8) Cl.** **12-15**

(52) **U.S. Cl.** **D12/550; D12/551; D12/554**

(58) **Field of Classification Search** D12/547,
D12/549, 550, 553, 554, 555, 556, 558, 559,
D12/560, 561, 563, 564, 565, 566, 567, 579,
D12/586, 588, 589, 590, 591, 602, 603; 152/209.01,
152/209.08, 209.09, 209.18, 209.25, 209.28
See application file for complete search history.

(56) **References Cited**

U.S. PATENT DOCUMENTS

D446,170 S * 8/2001 Williams D12/550

D459,291 S * 6/2002 Ratliff et al. D12/551
6,450,223 B1 * 9/2002 Landers et al. 152/209.5
D484,455 S * 12/2003 Leynaert et al. D12/555
D502,443 S * 3/2005 Kuramachi et al. D12/555

* cited by examiner

Primary Examiner—Robert M. Spear

(74) *Attorney, Agent, or Firm*—Rader, Fishman & Grauer PLLC

(57) **CLAIM**

The ornamental design for automobile tire, as shown and described.

DESCRIPTION

FIG. 1 is a front view of an automobile tire, showing the new design, a top plan view thereof and bottom plan view thereof appearing the same as the front view;

FIG. 2 is a rear view of the automobile tire;

FIG. 3 is a left side view of the automobile tire;

FIG. 4 is a right side view of the automobile tire;

FIG. 5 is a fragmentary front view of the automobile tire, showing in enlargement the portion of 5—5 in FIG. 1;

FIG. 6 is a cross-sectional view of the automobile tire, taken along line 6—6 and in the direction of arrows in FIG. 5; and, FIG. 7 is a perspective view of the automobile tire.

The broken line showing of a sidewall and inner bead represents environmental structure only and form no part of the claimed design.

1 Claim, 2 Drawing Sheets

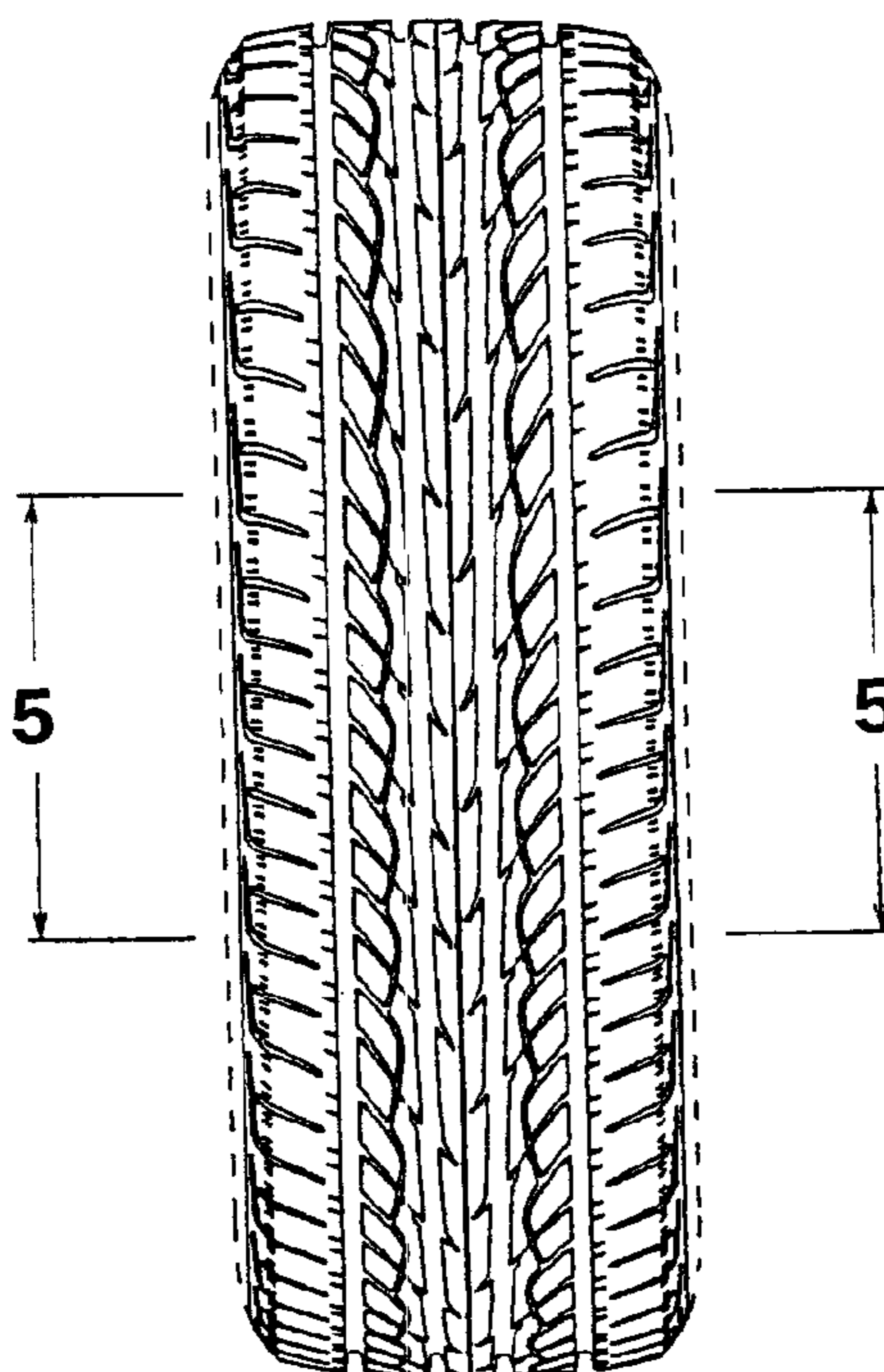


FIG. 1

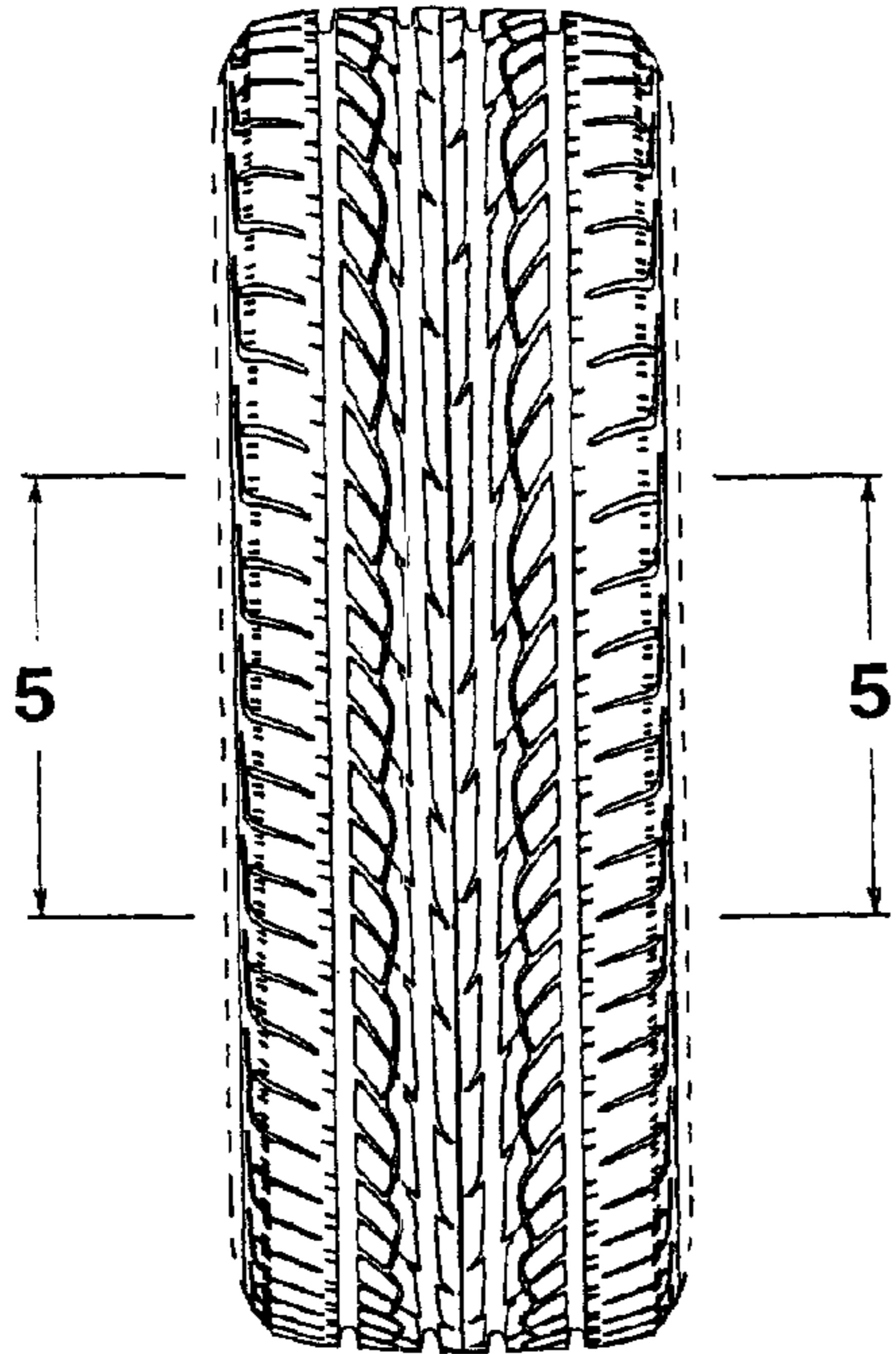


FIG. 3




FIG. 2

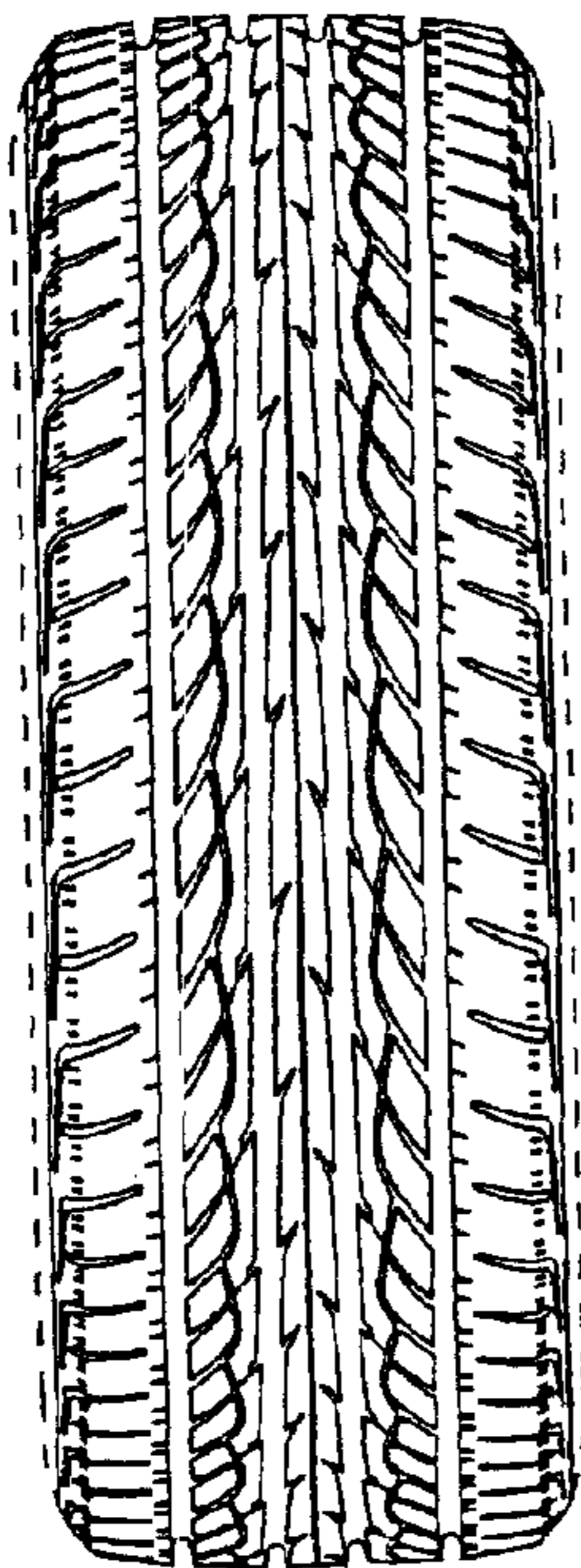


FIG. 4




FIG. 5

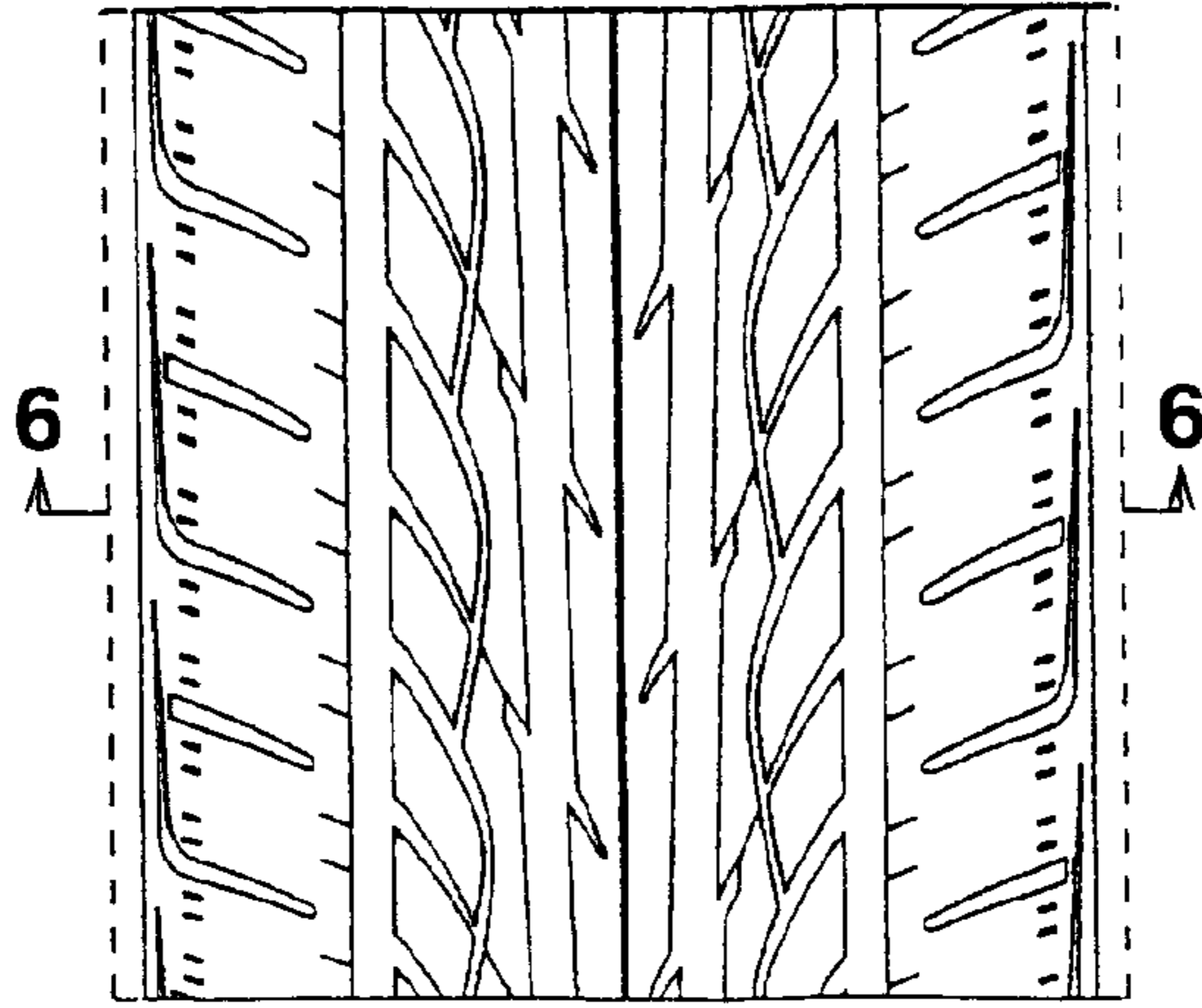


FIG. 6

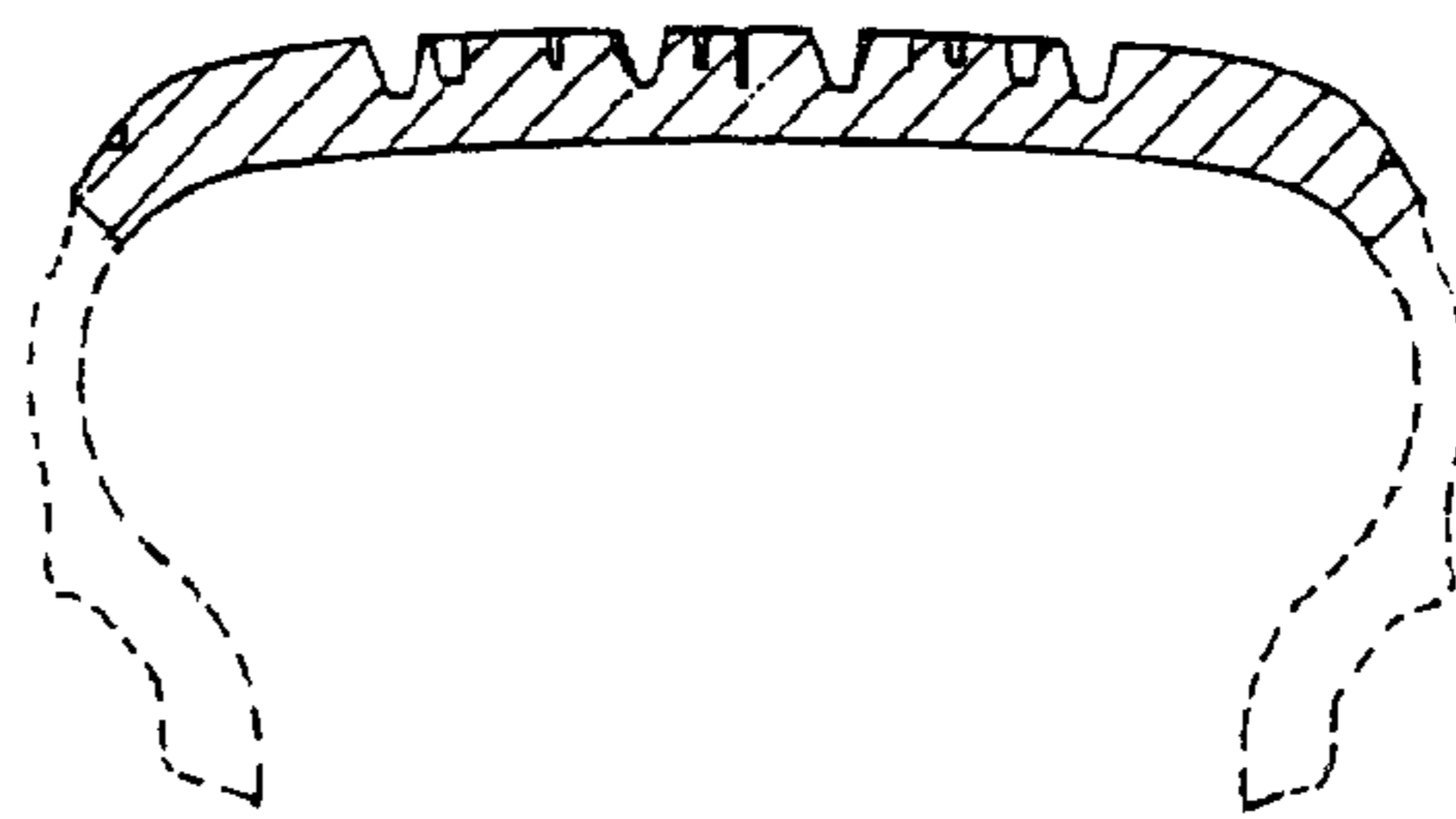


FIG. 7

