

US00D516983S

(12) **United States Design Patent**
Honda

(10) **Patent No.:** **US D516,983 S**
(45) **Date of Patent:** **** Mar. 14, 2006**

(54) **WHEEL FOR AN AUTOMOBILE**
(75) Inventor: **Mitsuhiro Honda**, Saitama (JP)
(73) Assignee: **Honda Motor Co., Ltd.**, Tokyo (JP)
(**) Term: **14 Years**

D417,179 S * 11/1999 Galla et al. D12/209
D469,727 S * 2/2003 Lenz D12/209
D499,369 S * 12/2004 Pfeiffer D12/209
D501,816 S * 2/2005 Bernoni D12/209
D505,374 S * 5/2005 Aleman D12/209
D508,451 S * 8/2005 Kern D12/209

* cited by examiner

(21) Appl. No.: **29/223,033**
(22) Filed: **Feb. 9, 2005**

Primary Examiner—Stacia Cadmus
(74) *Attorney, Agent, or Firm*—Westerman, Hattori,
Daniels & Adrian, LLP

(30) **Foreign Application Priority Data**
Aug. 11, 2004 (JP) 2004-024202
(51) **LOC (8) Cl.** **12-16**
(52) **U.S. Cl.** **D12/209**
(58) **Field of Classification Search** D12/204–213;
301/37.101, 64.101, 65
See application file for complete search history.

(57) **CLAIM**

The ornamental design for a wheel for an automobile, as shown and described.

DESCRIPTION

FIG. 1 is a front elevation view of a wheel for an automobile, showing our new design;
FIG. 2 is a top plan view thereof;
FIG. 3 is a right side elevation view thereof; and,
FIG. 4 is a perspective view thereof.
The broken line showing of environment is for illustrative purposes only and forms no part of the claimed design.

(56) **References Cited**
U.S. PATENT DOCUMENTS
D275,665 S * 9/1984 de Vries D12/211
D376,572 S * 12/1996 Pfeiffer D12/209
D396,681 S * 8/1998 Boyer D12/209

1 Claim, 4 Drawing Sheets




Fig.1




Fig.2




Fig.3




Fig.4

