

US00D516975S

(12) **United States Design Patent**
Baum

(10) **Patent No.:** **US D516,975 S**
(45) **Date of Patent:** **** Mar. 14, 2006**

(54) **SURFACE CONFIGURATION OF A
DIFFUSER FOR A BUMPER OF A VEHICLE**

(75) Inventor: **Stephan Baum**, Olching (DE)

(73) Assignee: **Bayerische Motoren Werker
Aktiengesellschaft**, Munich (DE)

(**) Term: **14 Years**

(21) Appl. No.: **29/223,043**

(22) Filed: **Feb. 9, 2005**

(51) **LOC (8) Cl.** **12-16**

(52) **U.S. Cl.** **D12/169**

(58) **Field of Classification Search** D12/90-92,
D12/86, 169, 196, 163; 296/180.1, 180.2;
293/102, 113, 115, 117, 120

See application file for complete search history.

(56) **References Cited**

U.S. PATENT DOCUMENTS

D476,934 S	*	7/2003	Murkett	D12/196
D503,134 S	*	3/2005	Pfeiffer et al.	D12/169
D503,135 S	*	3/2005	Metros et al.	D12/169
D505,893 S	*	6/2005	Boyer	D12/169

* cited by examiner

Primary Examiner—Melody N. Brown

(74) *Attorney, Agent, or Firm*—Crowell & Moring LLP

(57) **CLAIM**

The ornamental design for a surface configuration of a diffuser for a bumper of a vehicle, as shown and described.

DESCRIPTION

FIG. 1 is a right perspective view of a surface configuration of a diffuser for a bumper of a vehicle according to my novel design;

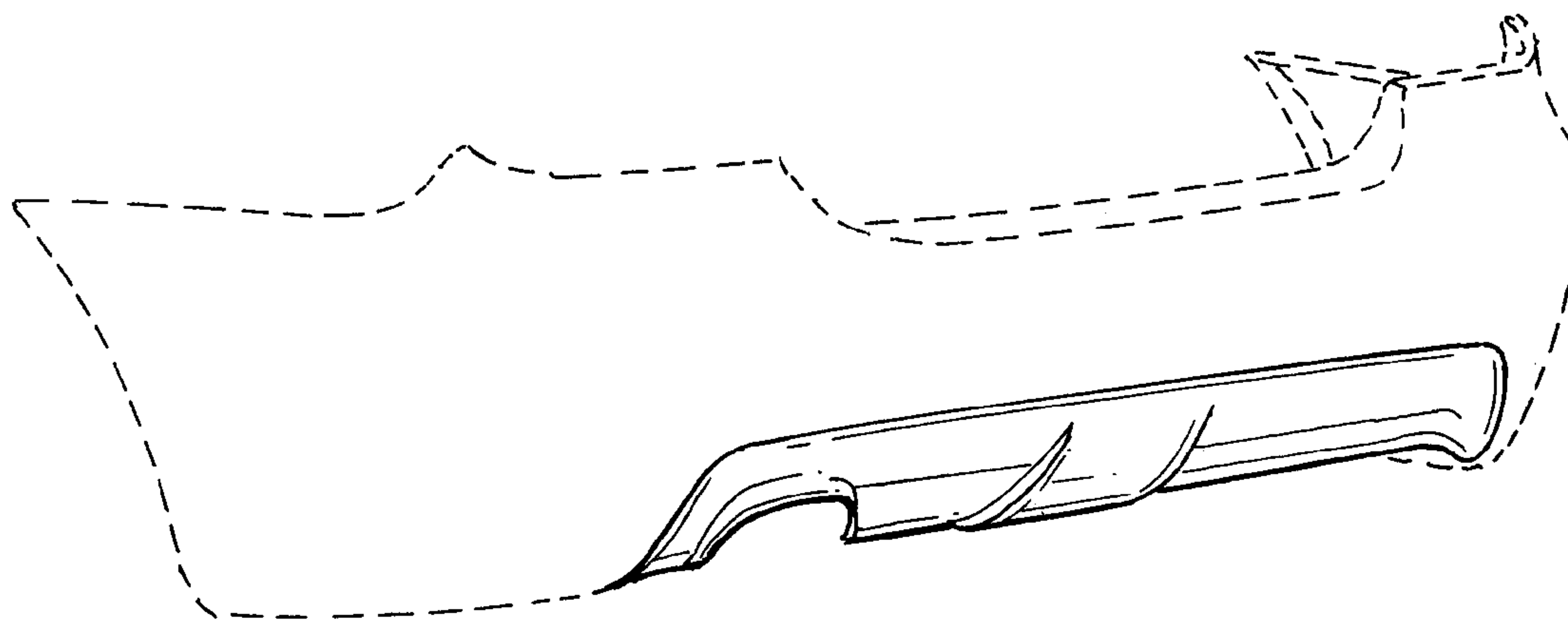
FIG. 2 is a front view of the surface configuration of a diffuser for a bumper of a vehicle according to my novel design;

FIG. 3 is a left side view of the surface configuration of a diffuser for a bumper of a vehicle according to my novel design; and,

FIG. 4 is a left perspective view of the surface configuration of a diffuser for a bumper of a vehicle according to my novel design, showing the placement on the bumper.

The broken lines are for illustrative purposes only and form no part of the claimed design.

1 Claim, 2 Drawing Sheets



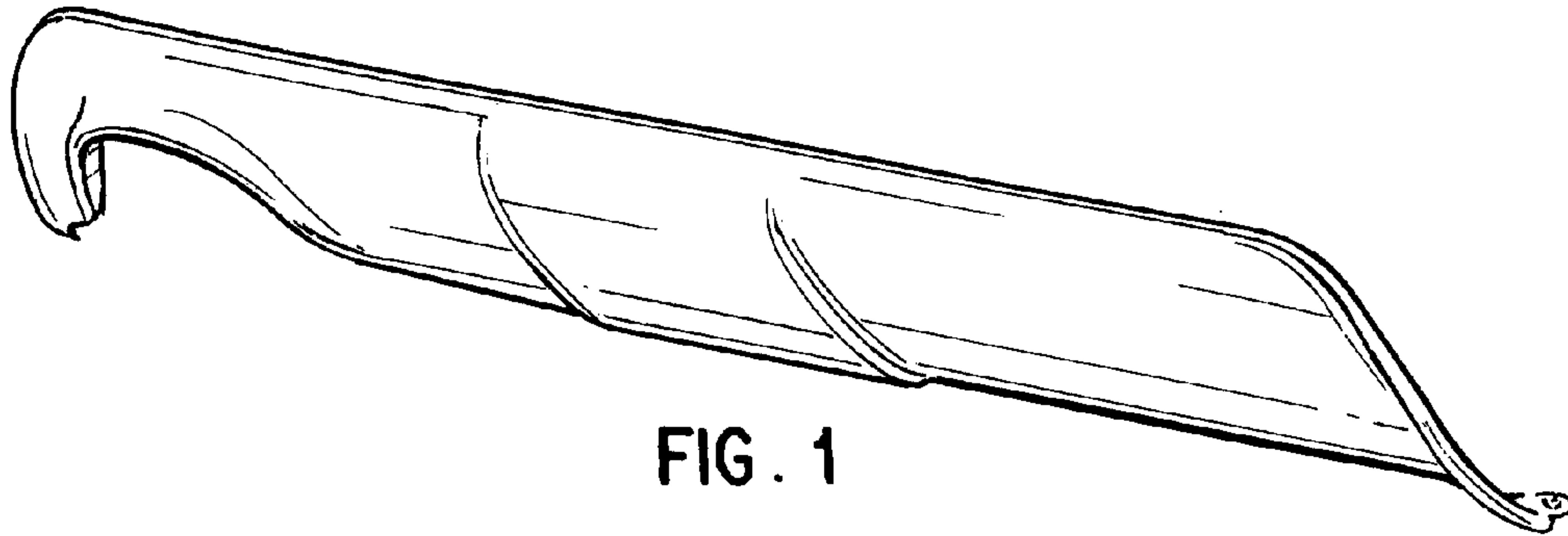


FIG. 1




FIG. 2



FIG. 3

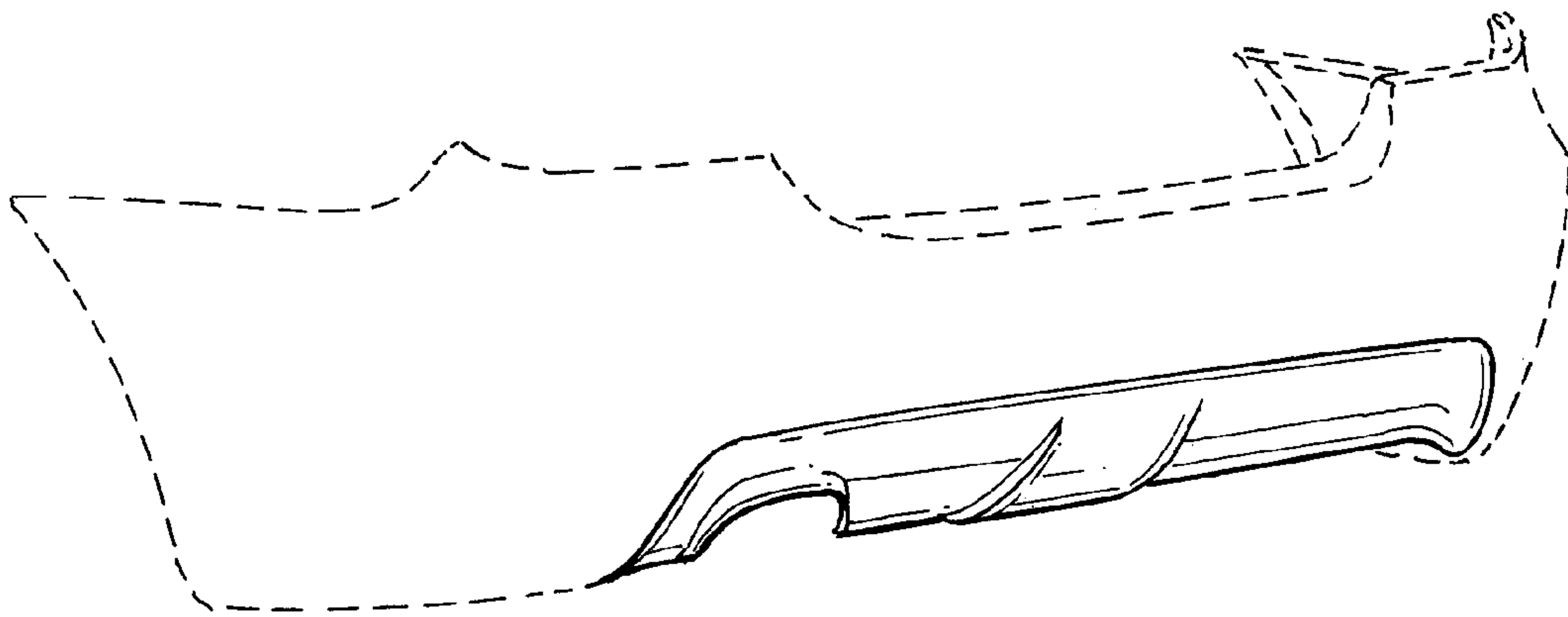


FIG. 4