



US00D516969S

(12) **United States Design Patent**  
**Honda et al.**

(10) **Patent No.:** **US D516,969 S**  
(45) **Date of Patent:** **\*\* Mar. 14, 2006**

(54) **REAR BUMPER FOR AN AUTOMOBILE**

(75) Inventors: **Mitsuhiro Honda, Wako (JP);**  
**Toshihiko Shimizu, Wako (JP)**

(73) Assignee: **Honda Motor Co., Ltd., Tokyo (JP)**

(\*\*) Term: **14 Years**

(21) Appl. No.: **29/221,248**

(22) Filed: **Jan. 14, 2005**

(30) **Foreign Application Priority Data**

Jul. 21, 2004 (JP) ..... 2004-021880

(51) **LOC (8) Cl.** ..... **12-16**

(52) **U.S. Cl.** ..... **D12/169**

(58) **Field of Classification Search** ..... D12/90-92,  
D12/86, 169, 196, 163; 296/180.1, 180.2;  
293/102, 113, 115, 117, 120

See application file for complete search history.

(56) **References Cited**

**U.S. PATENT DOCUMENTS**

D484,834 S \* 1/2004 Hattori ..... D12/169

D501,647 S \* 2/2005 Otto et al. .... D12/169  
D503,134 S \* 3/2005 Pfeiffer et al. .... D12/169  
D504,091 S \* 4/2005 Ishibashi et al. .... D12/169  
D505,893 S \* 6/2005 Boyer ..... D12/169  
D506,956 S \* 7/2005 Wakasugi et al. .... D12/169

\* cited by examiner

*Primary Examiner*—Melody N. Brown

(74) *Attorney, Agent, or Firm*—Sughrue Mion, PLLC

(57) **CLAIM**

The ornamental design for a rear bumper for an automobile, as shown and described.

**DESCRIPTION**

FIG. 1 is a perspective view of the top, front and right side of a rear bumper for an automobile showing our new design; FIG. 2 is a front elevational view thereof; FIG. 3 is a top plan view thereof; FIG. 4 is a bottom plan view thereof; FIG. 5 is a right side elevational view thereof; and, FIG. 6 is a left side elevational view thereof. The elements shown in broken lines are for illustrative purposes only and form no part of the claimed design.

**1 Claim, 6 Drawing Sheets**

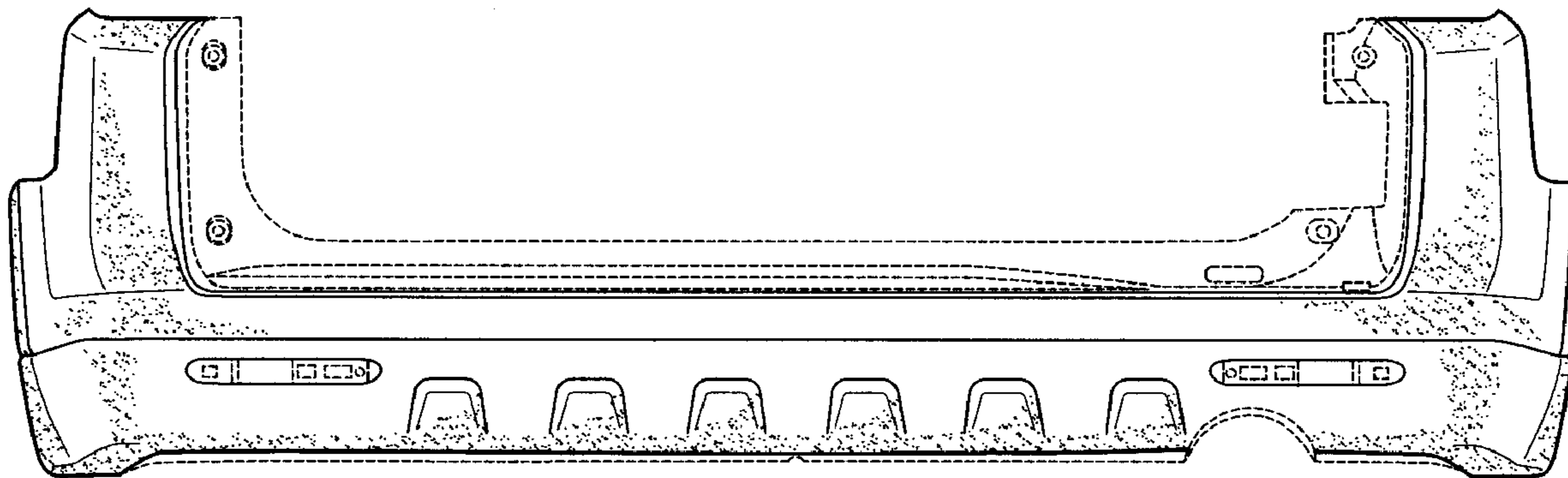


FIG. 1

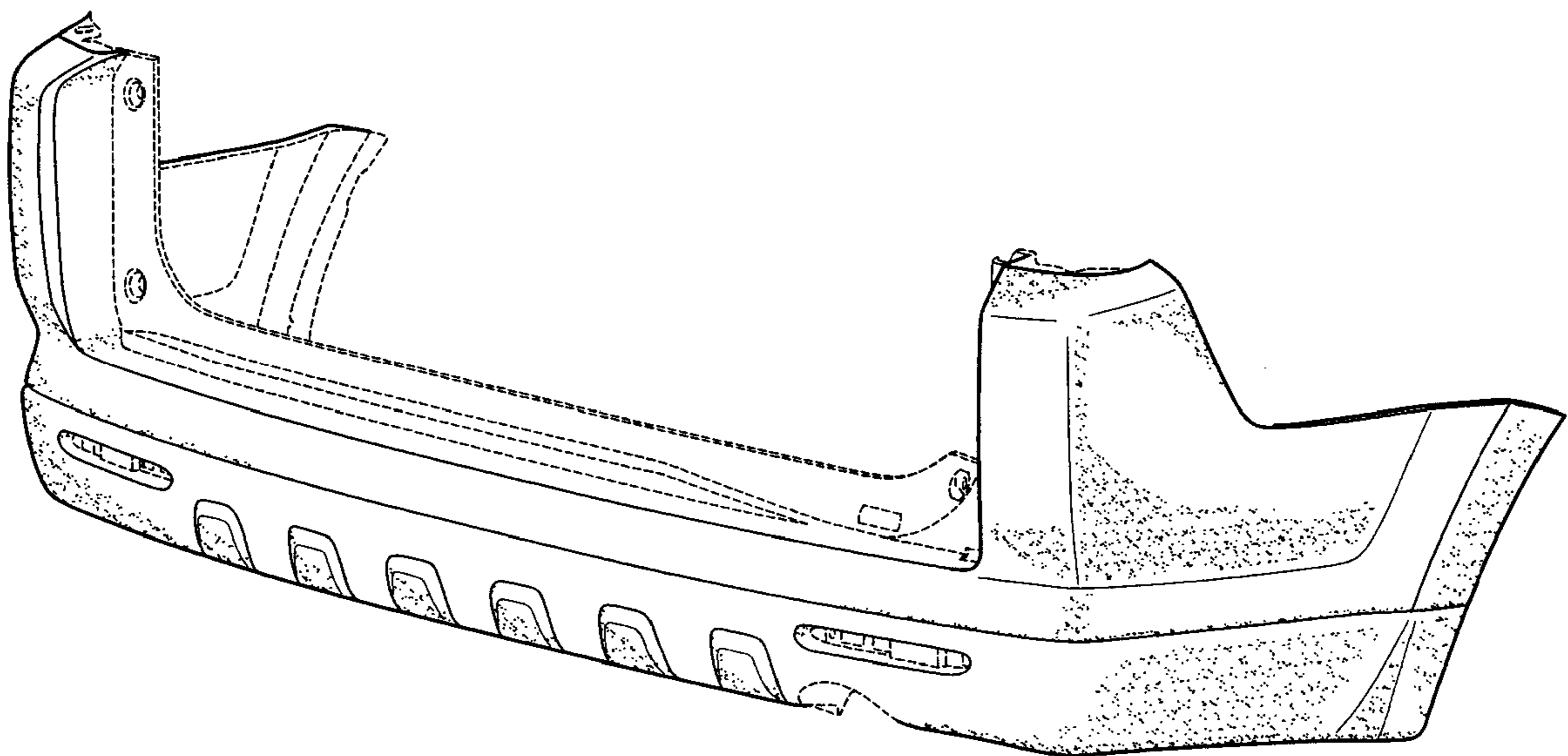


FIG. 2

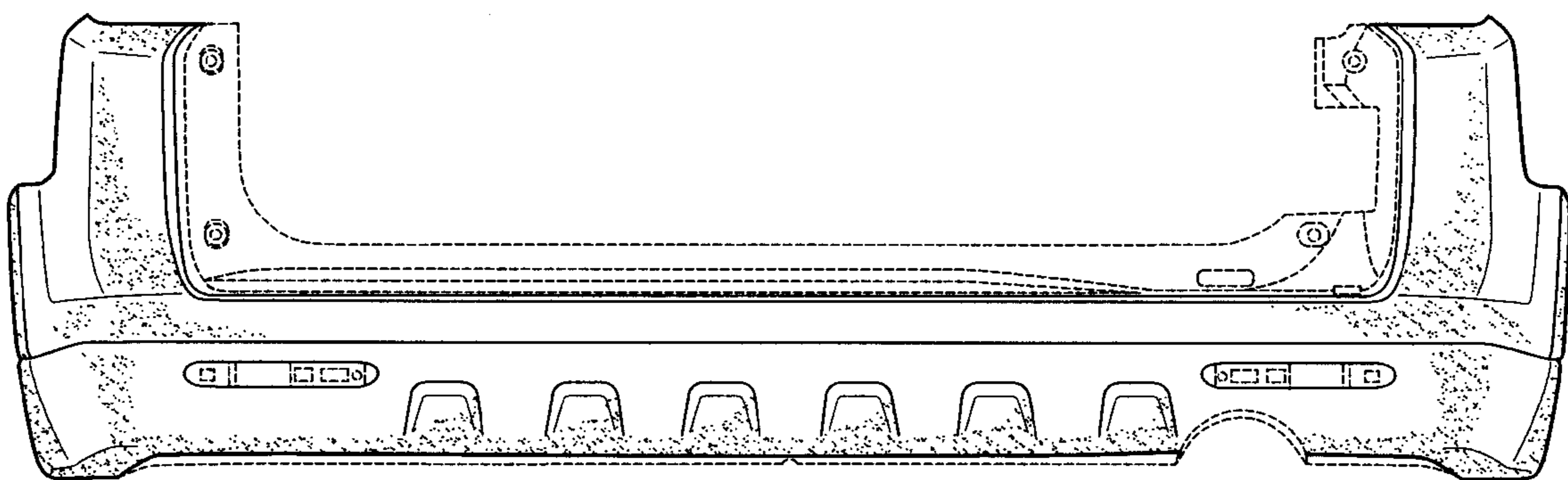


FIG. 3

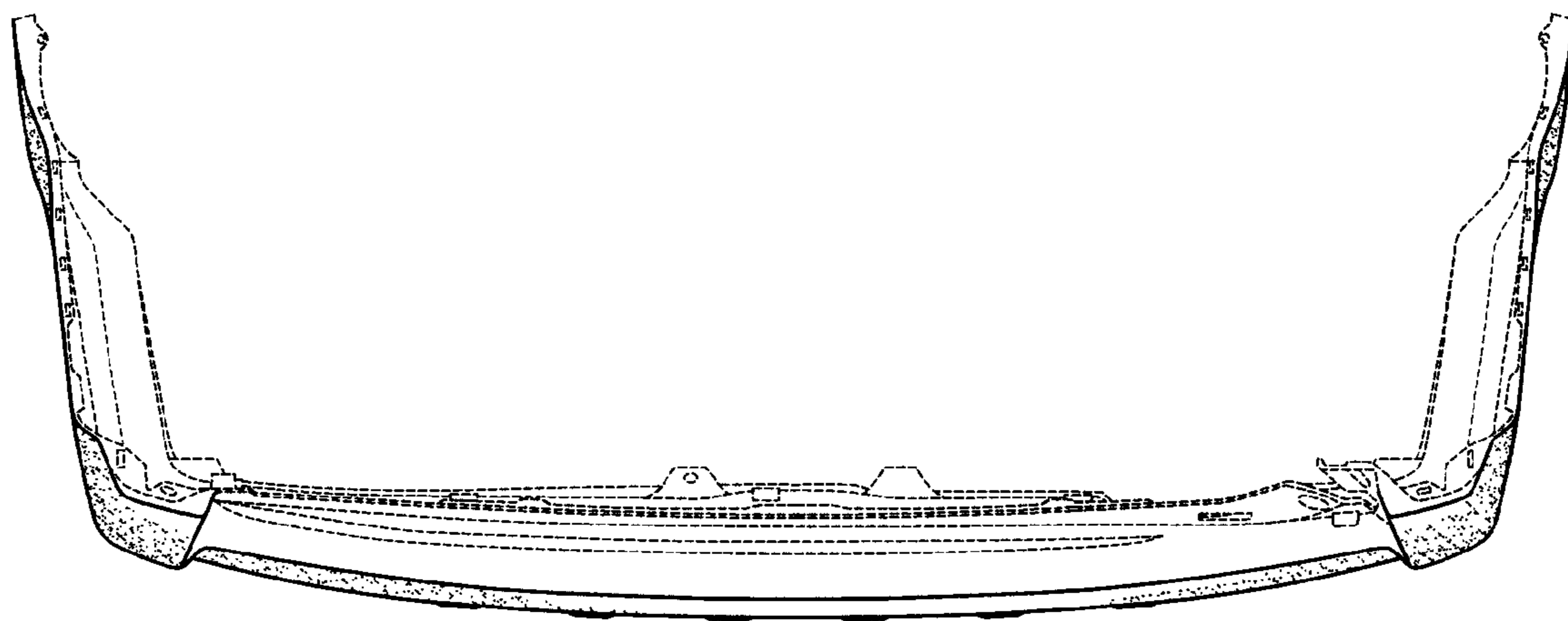


FIG. 4

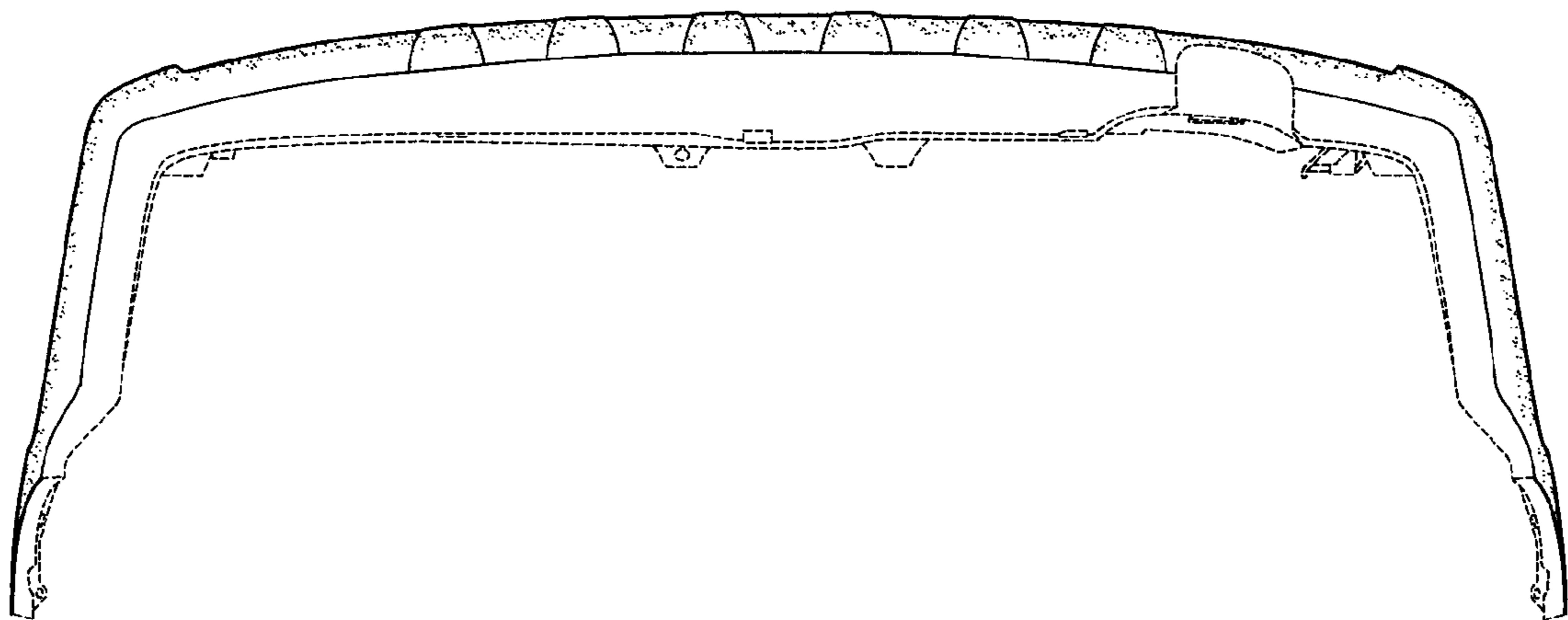


FIG. 5

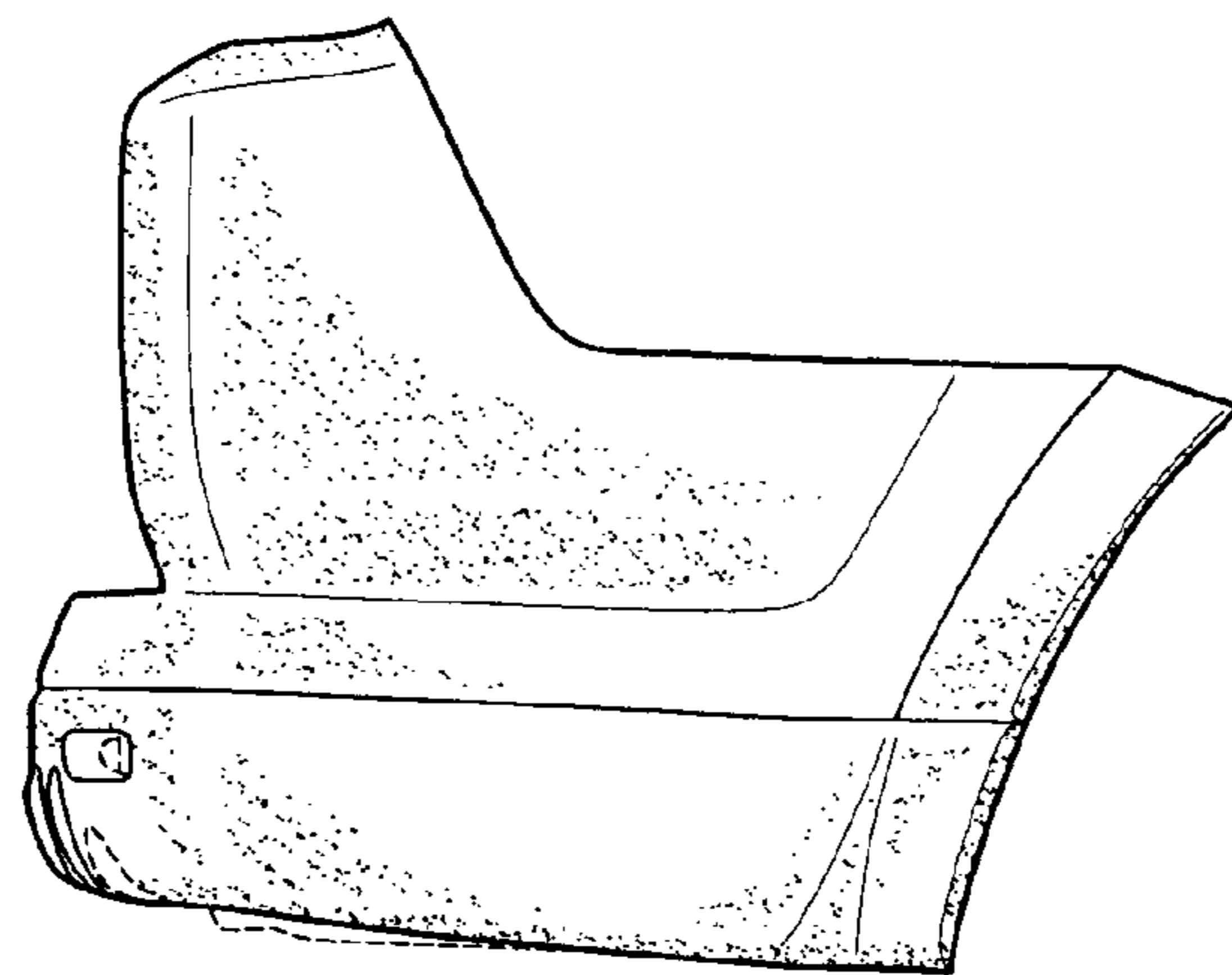


FIG. 6

