



US00D516967S

(12) **United States Design Patent**
Tomida et al.

(10) **Patent No.: US D516,967 S**
(45) **Date of Patent: ** Mar. 14, 2006**

(54) **BUMPER FOR AN AUTOMOBILE**

(75) Inventors: **Kenji Tomida**, Aichi-ken (JP); **Koichi Sumigama**, Aichi-ken (JP)

(73) Assignee: **Toyota Jidosha Kabushiki Kaisha** (JP)

(**) Term: **14 Years**

(21) Appl. No.: **29/218,962**

(22) Filed: **Dec. 9, 2004**

(51) **LOC (8) Cl.** **12-16**

(52) **U.S. Cl.** **D12/169**

(58) **Field of Classification Search** D12/90-92,
D12/86, 169, 196, 163; 296/180.1, 180.2;
293/102, 113, 115, 117, 120

See application file for complete search history.

(56) **References Cited**

U.S. PATENT DOCUMENTS

D447,726 S	*	9/2001	Okano	D12/169
D474,720 S	*	5/2003	Tachibana et al.	D12/169
D483,706 S	*	12/2003	Kato	D12/169
D497,580 S	*	10/2004	Aikawa	D12/169
D498,716 S	*	11/2004	Maeda et al.	D12/169
D501,436 S	*	2/2005	Nagura et al.	D12/169

OTHER PUBLICATIONS

Toyota, Crown Majesta 2004, Brochure of Crown Majesta, Jul. 2004.

* cited by examiner

Primary Examiner—Melody N. Brown

(74) *Attorney, Agent, or Firm*—SAIDMAN DesignLaw Group

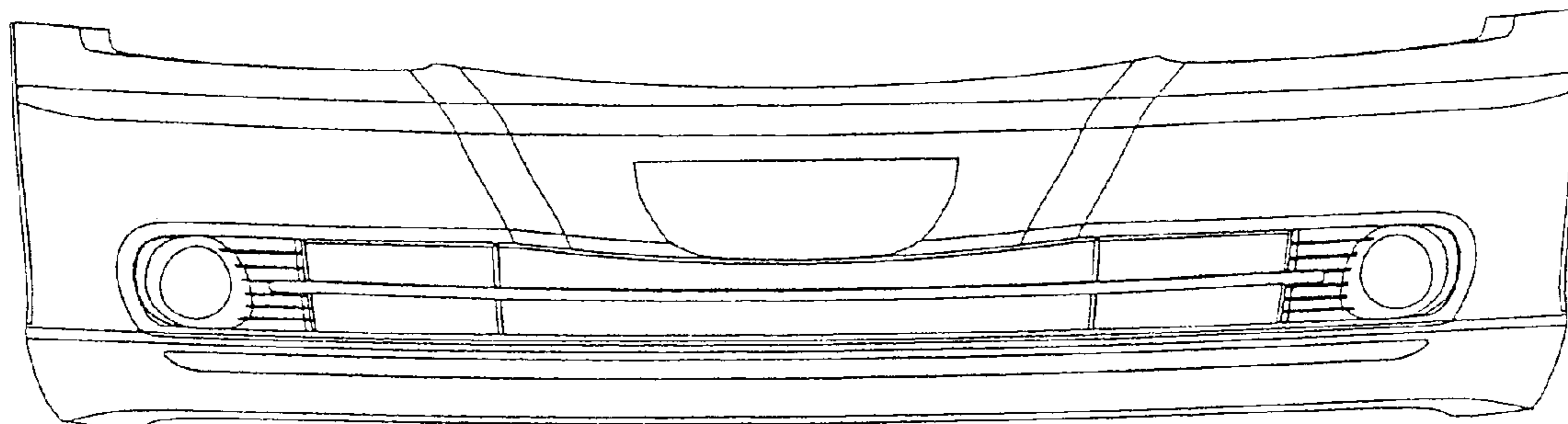
(57) **CLAIM**

The ornamental design for a bumper for an automobile, as shown and described.

DESCRIPTION

FIG. 1 is a perspective view of a bumper for an automobile showing our new design;
FIG. 2 is a front view thereof;
FIG. 3 is a rear view thereof;
FIG. 4 is a top view thereof;
FIG. 5 is a bottom view; and,
FIG. 6 is a right-side view thereof, the left-side view being a mirror image.

1 Claim, 4 Drawing Sheets



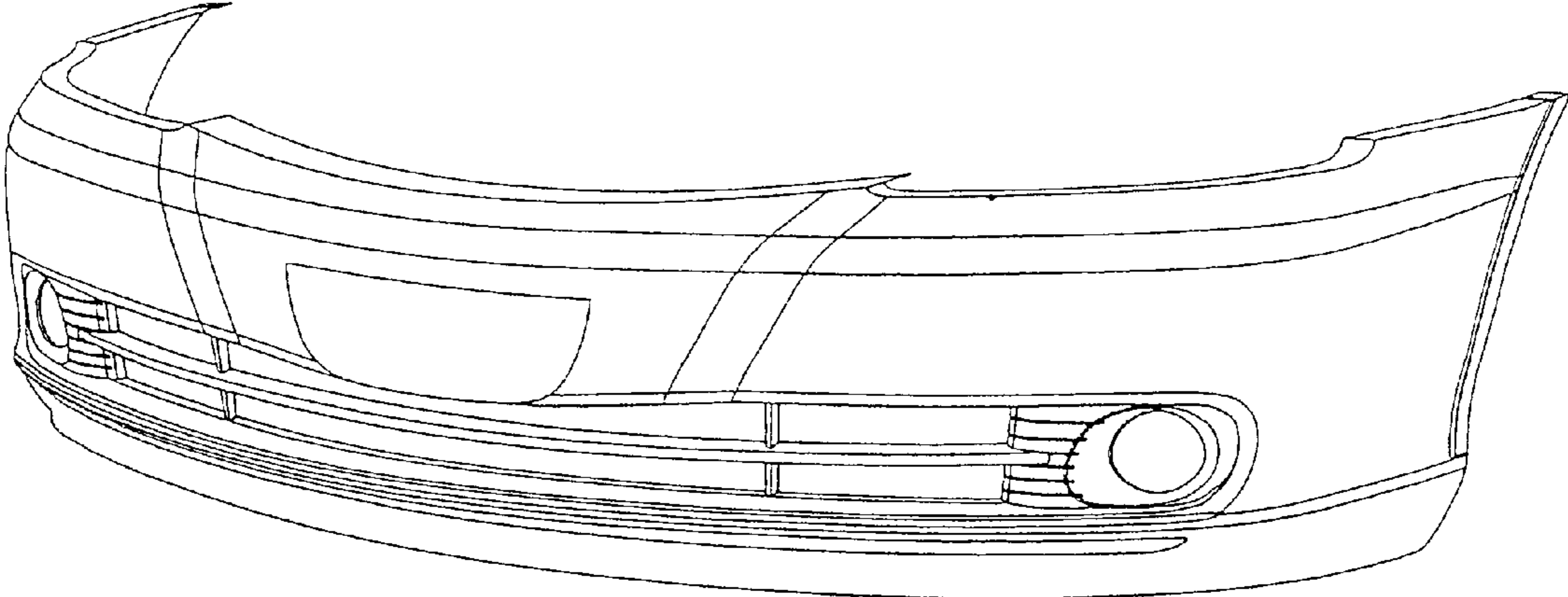


FIG. 1

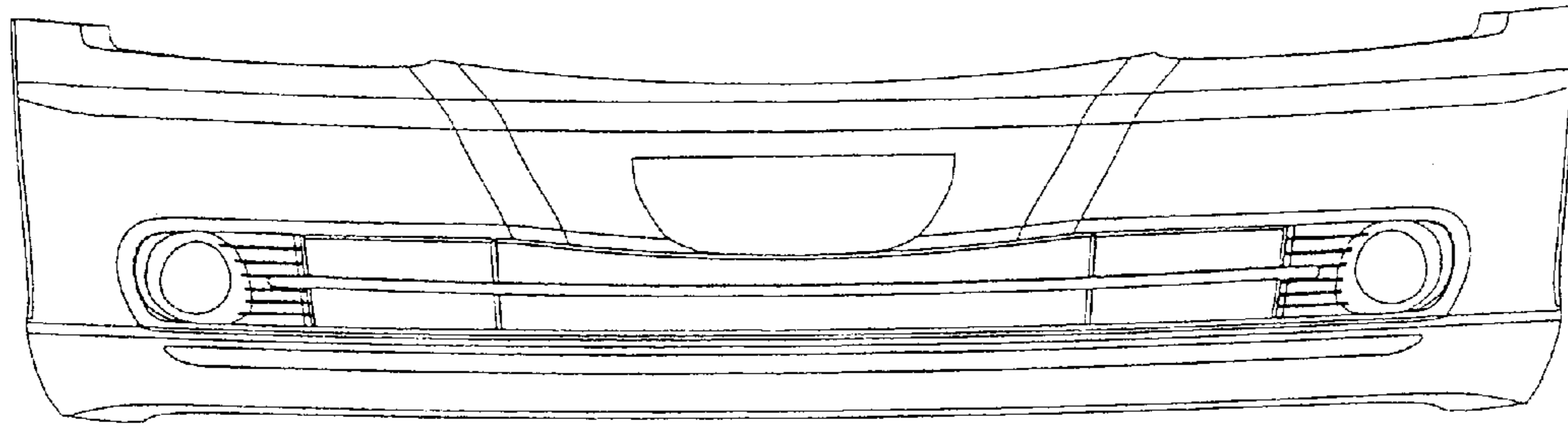


FIG. 2

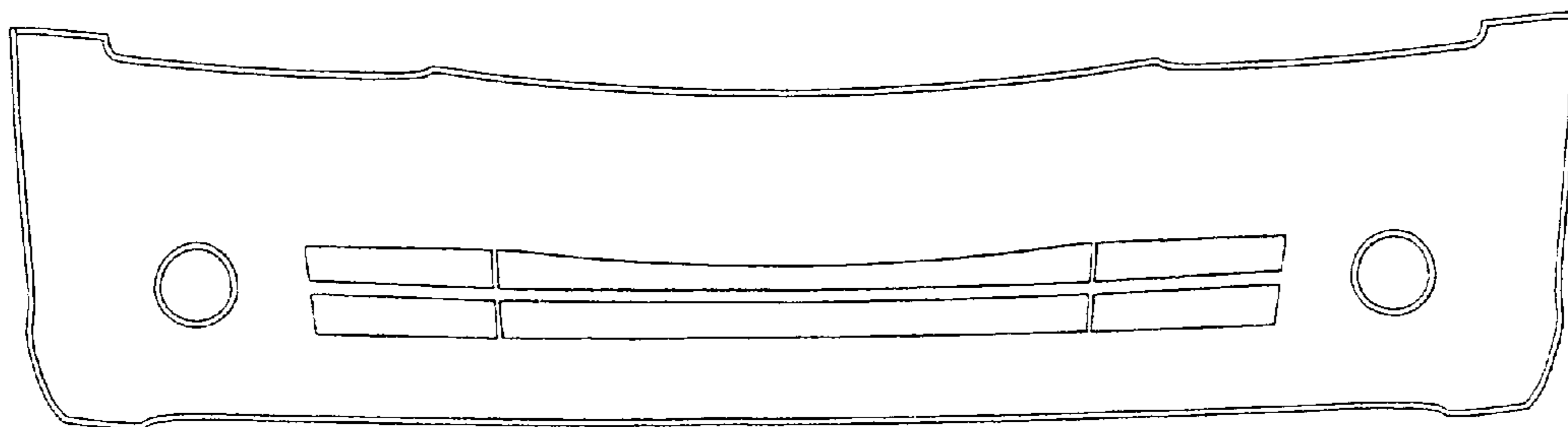


FIG. 3




FIG. 4

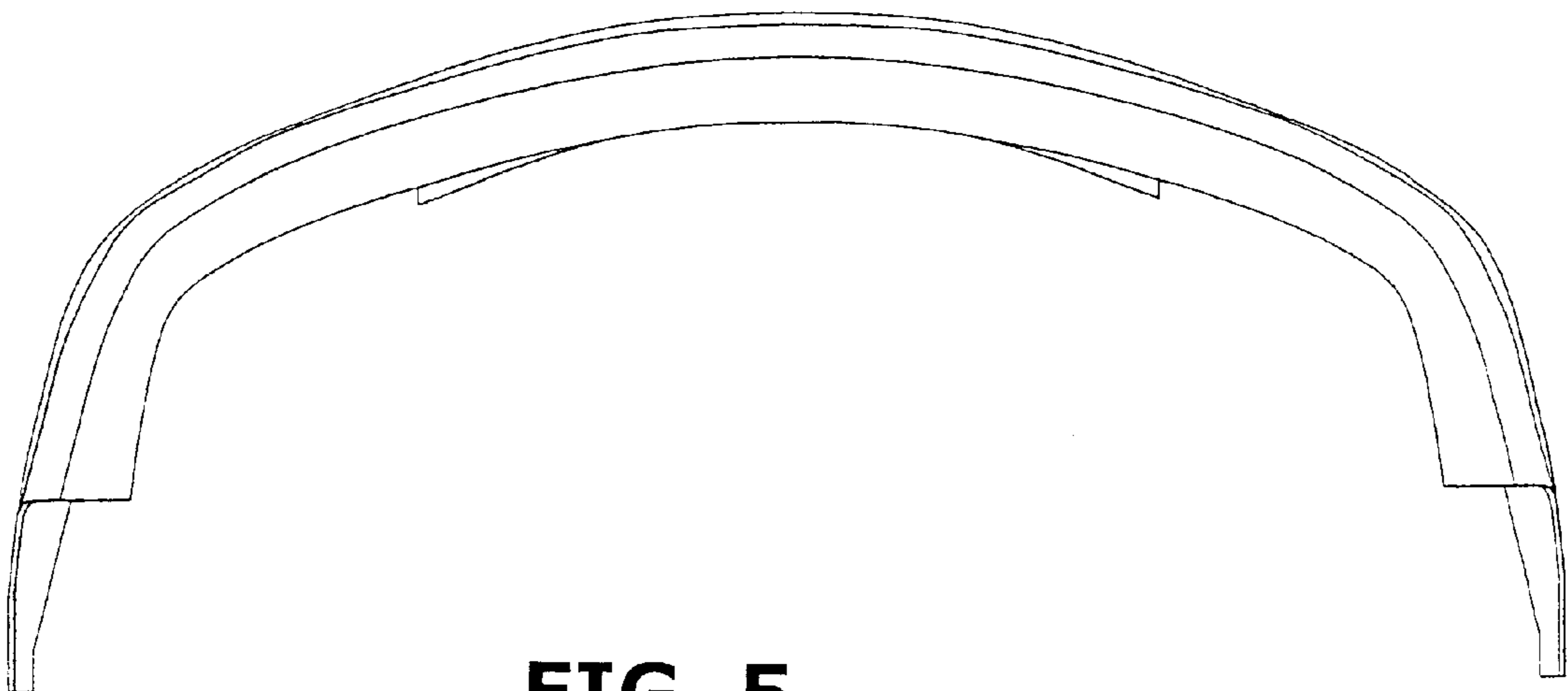


FIG. 5

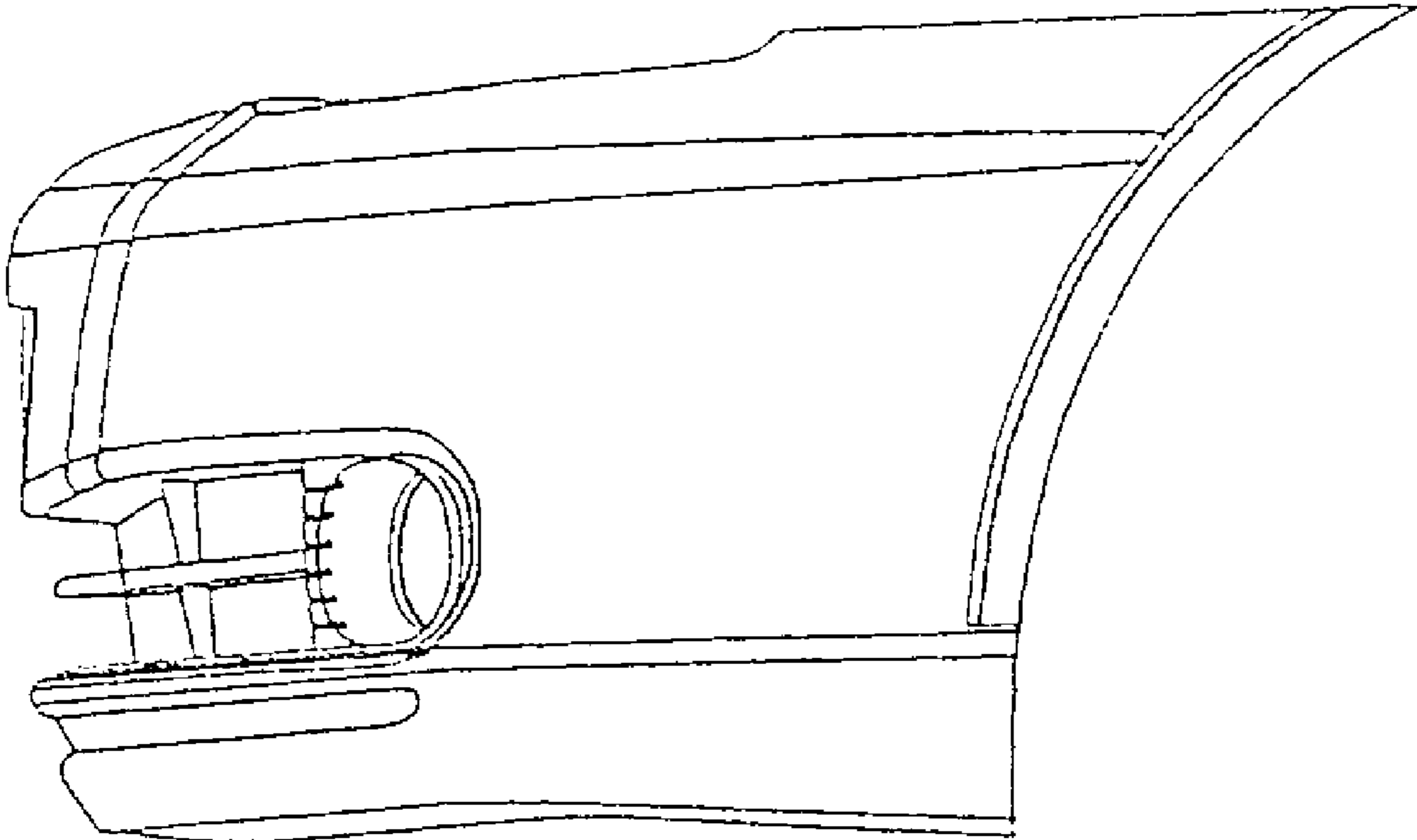


FIG. 6