



US00D516959S

(12) **United States Design Patent**  
**Sims**

(10) **Patent No.:** **US D516,959 S**  
(45) **Date of Patent:** **\*\* Mar. 14, 2006**

(54) **AUTOMOBILE BODY**

D504,355 S \* 4/2005 Barrington et al. .... D12/92  
D505,360 S \* 5/2005 Kodama et al. .... D12/92

(75) Inventor: **Daniel J. Sims**, Lake Forest, CA (US)

\* cited by examiner

(73) Assignee: **Mitsubishi Jidosha Kogyo Kabushiki Kaisha**, Tokyo (JP)

*Primary Examiner*—Melody N. Brown  
(74) *Attorney, Agent, or Firm*—Birch, Stewart Kolasch & Birch, LLP

(\*\*) Term: **14 Years**

(57) **CLAIM**

(21) Appl. No.: **29/220,728**

The ornamental design for an automobile body, as shown and described.

(22) Filed: **Jan. 6, 2005**

(51) **LOC (8) Cl.** ..... **12-08**

(52) **U.S. Cl.** ..... **D12/92**

(58) **Field of Classification Search** ..... D12/90–92,  
D12/86, 88; D21/424, 433, 548, 549; 296/181.1,  
296/181.5

See application file for complete search history.

**DESCRIPTION**


FIG. 1 is a front right perspective view of an automobile body constructed according to my novel design;  
FIG. 2 is a rear view thereof;  
FIG. 3 is a top plan view thereof;  
FIG. 4 is a right side view thereof;  
FIG. 5 is a left side view thereof;  
FIG. 6 is a front right perspective view thereof; and,  
FIG. 7 is a rear right perspective view thereof.  
The broken lines showing of environmental structure in FIGS. 1–7 of the drawings are for illustrative purposes only and form no part of the claimed design.


(56) **References Cited**

**U.S. PATENT DOCUMENTS**


D422,942 S \* 4/2000 Giugiaro ..... D12/92  
D476,601 S \* 7/2003 Stoddard et al. .... D12/92  
D490,022 S \* 5/2004 Sims et al. .... D12/92  
D490,344 S \* 5/2004 Ramaciotti ..... D12/92  
D498,707 S \* 11/2004 Desmond et al. .... D12/92

**1 Claim, 6 Drawing Sheets**

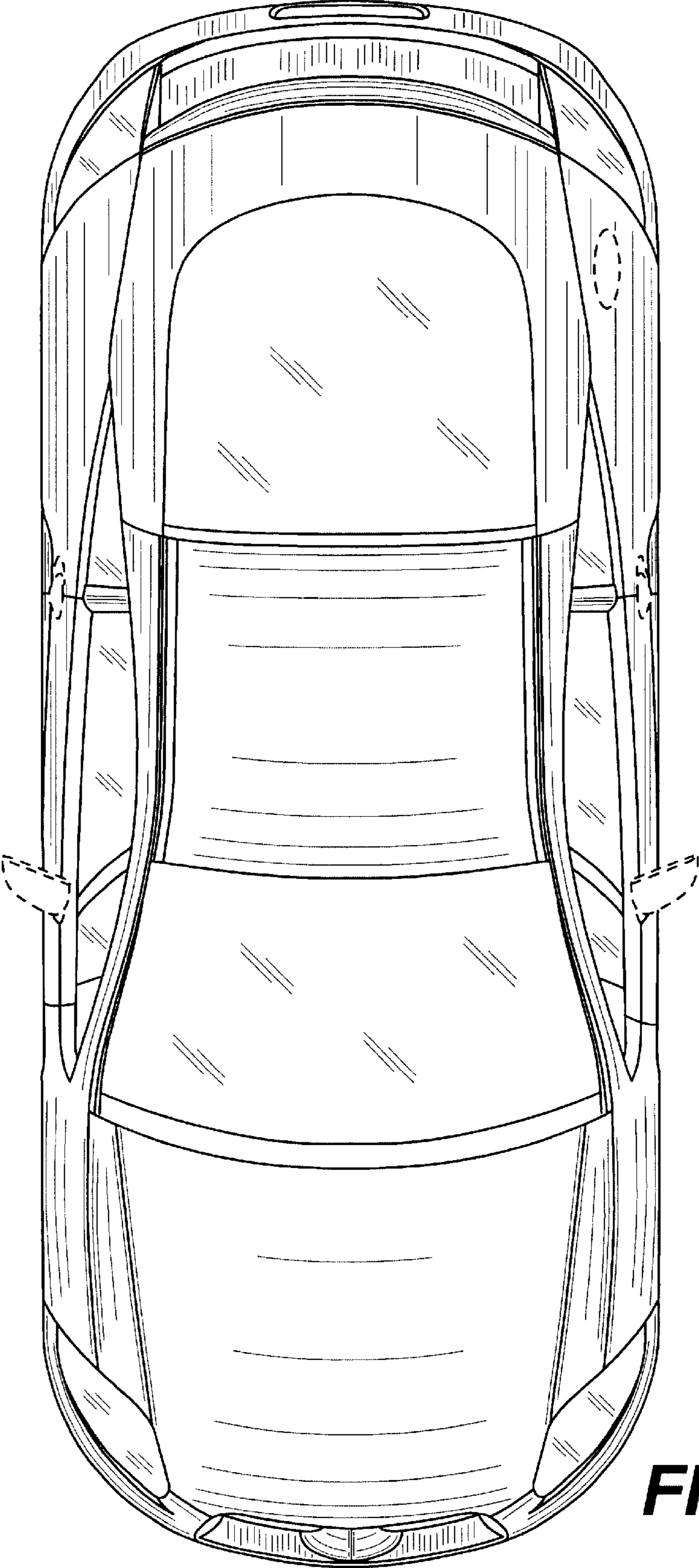




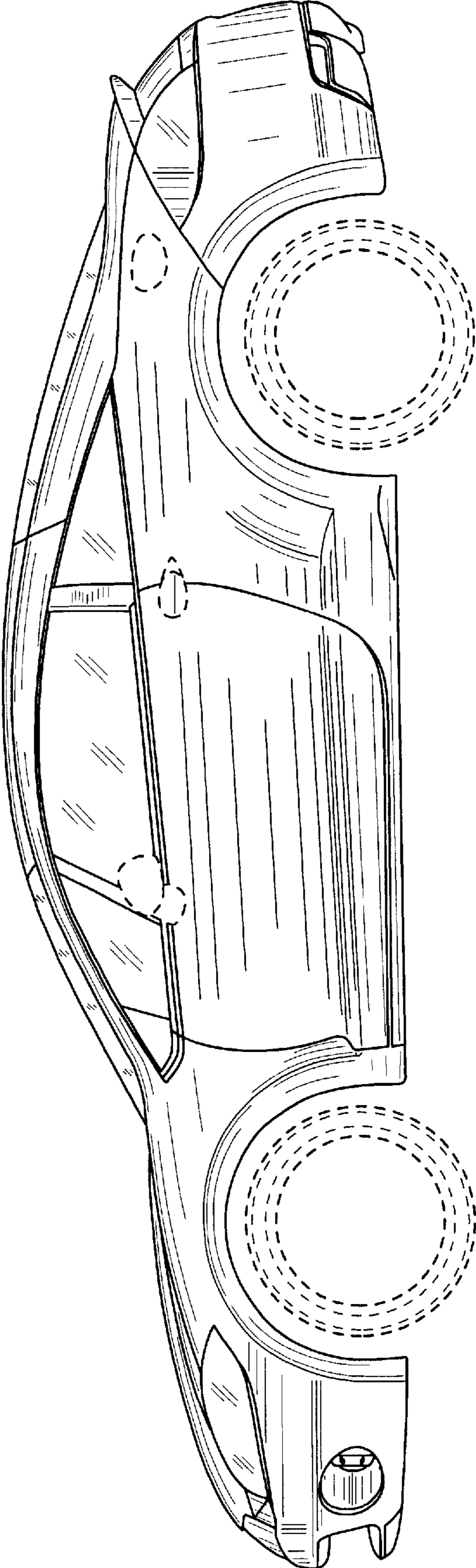
**FIG. 1**



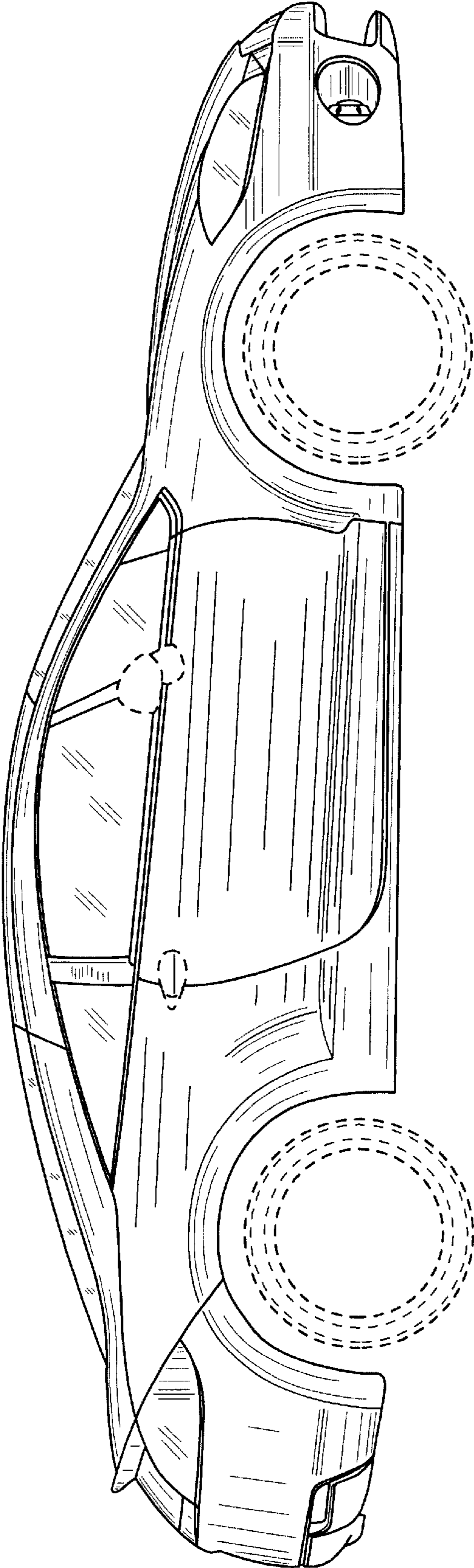
**FIG. 2**



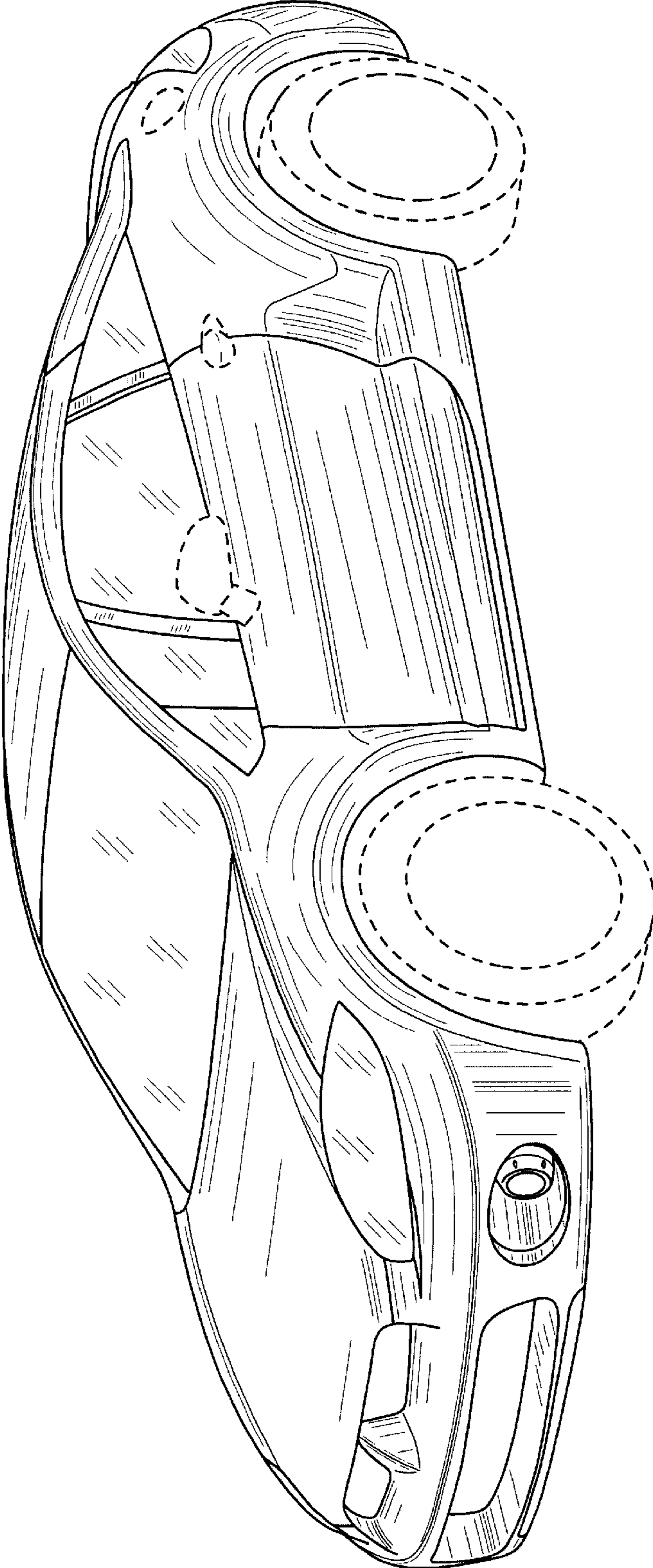
**FIG. 3**



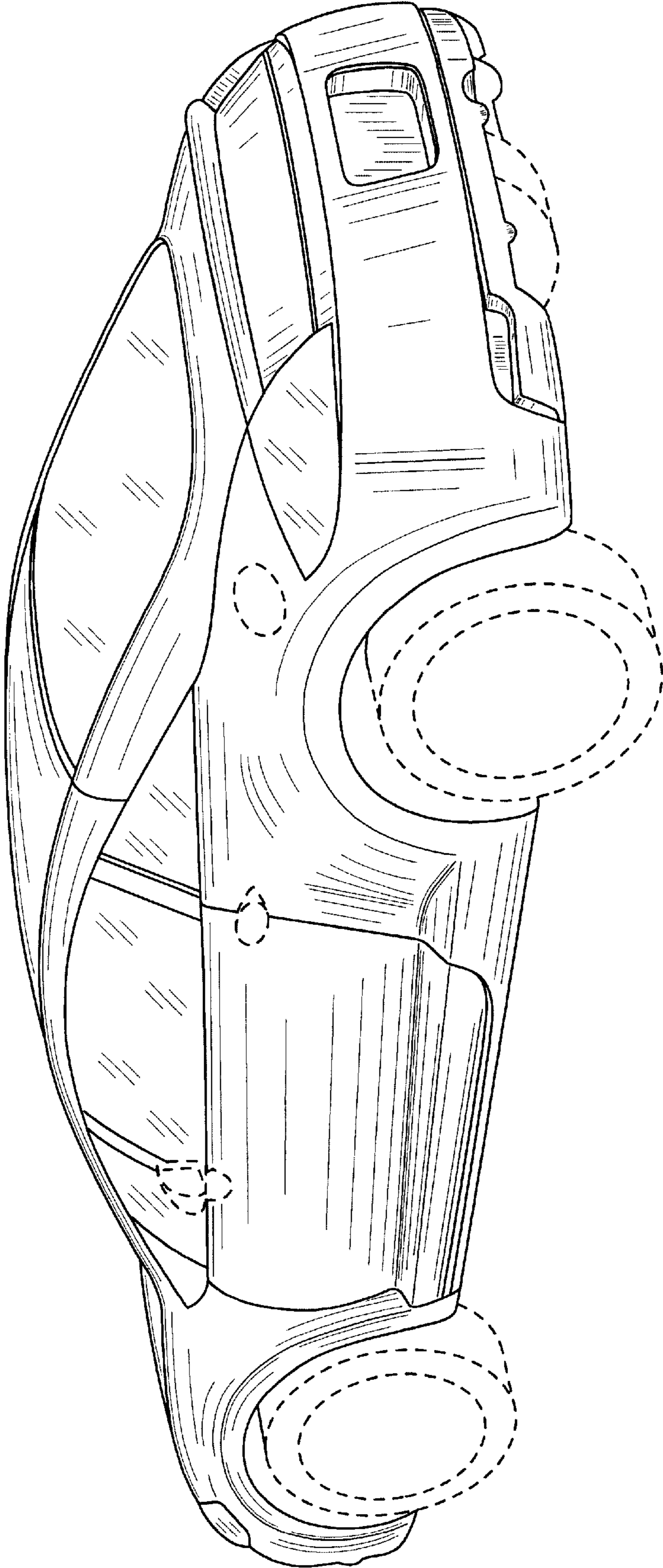
**FIG. 4**



**FIG. 5**



**FIG. 6**



**FIG. 7**