

US00D516956S

(12) **United States Design Patent**  
**Bucci et al.**

(10) **Patent No.:** **US D516,956 S**  
(45) **Date of Patent:** **\*\* Mar. 14, 2006**

(54) **AUTOMOBILE BODY**

(75) Inventors: **John D Bucci**, Rochester Hills, MI (US); **Dennis Myles**, Bloomfield, MI (US); **Ricardo Z Aneiros**, Bingham Farms, MI (US); **John G Opfer**, Rochester, MI (US); **Brian Nielander**, Royal Oak, MI (US)

(73) Assignee: **DaimlerChrysler Corporation**, Auburn Hills, MI (US)

(\*\*) Term: **14 Years**

(21) Appl. No.: **29/217,693**

(22) Filed: **Nov. 19, 2004**

(51) **LOC (8) Cl.** ..... **12-08**

(52) **U.S. Cl.** ..... **D12/91**

(58) **Field of Classification Search** ..... D12/90-92, D12/86; D21/548, 549; 296/181.1, 181.5  
See application file for complete search history.

(56) **References Cited**

**U.S. PATENT DOCUMENTS**

D374,415 S \* 10/1996 Thomson ..... D12/91

D470,796 S \* 2/2003 Nakajima et al. .... D12/91  
D479,155 S \* 9/2003 Dolan et al. .... D12/91  
D489,648 S \* 5/2004 Gale et al. .... D12/92  
D505,095 S \* 5/2005 Frye ..... D12/91

\* cited by examiner

*Primary Examiner*—Melody N. Brown  
(74) *Attorney, Agent, or Firm*—Ralph E. Smith


(57) **CLAIM**

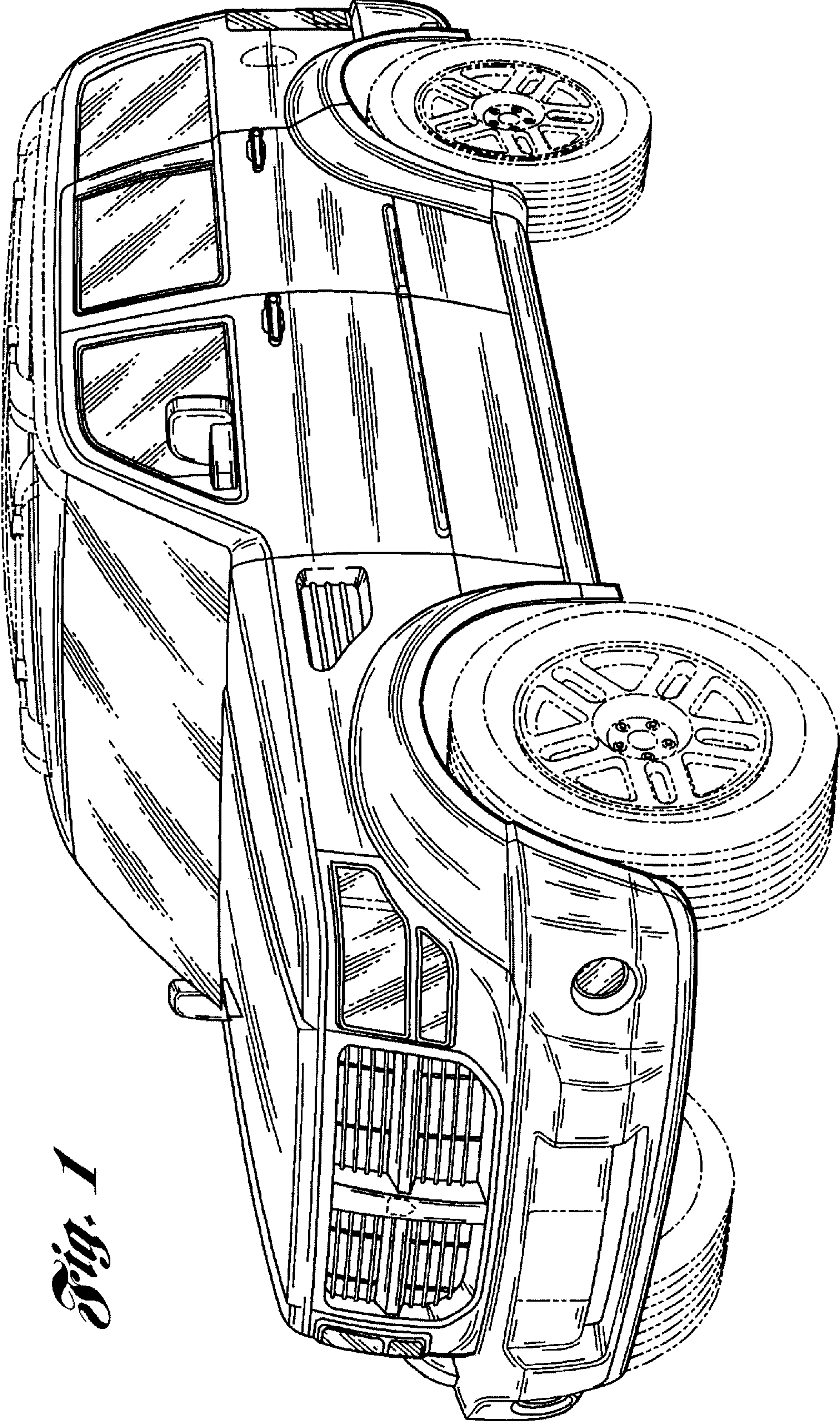
The ornamental design for an automobile body, as shown and described.

**DESCRIPTION**

FIG. 1 is a front perspective view of an automobile body showing our new design;  
FIG. 2 is a side view thereof;  
FIG. 3 is a front view thereof;  
FIG. 4 is a rear view thereof;  
FIG. 5 is a rear perspective view thereof; and,  
FIG. 6 is a top plan view thereof.  
It will be understood that the dashed lines presented in the drawings are for illustration only, and do not form a part of the claimed design.

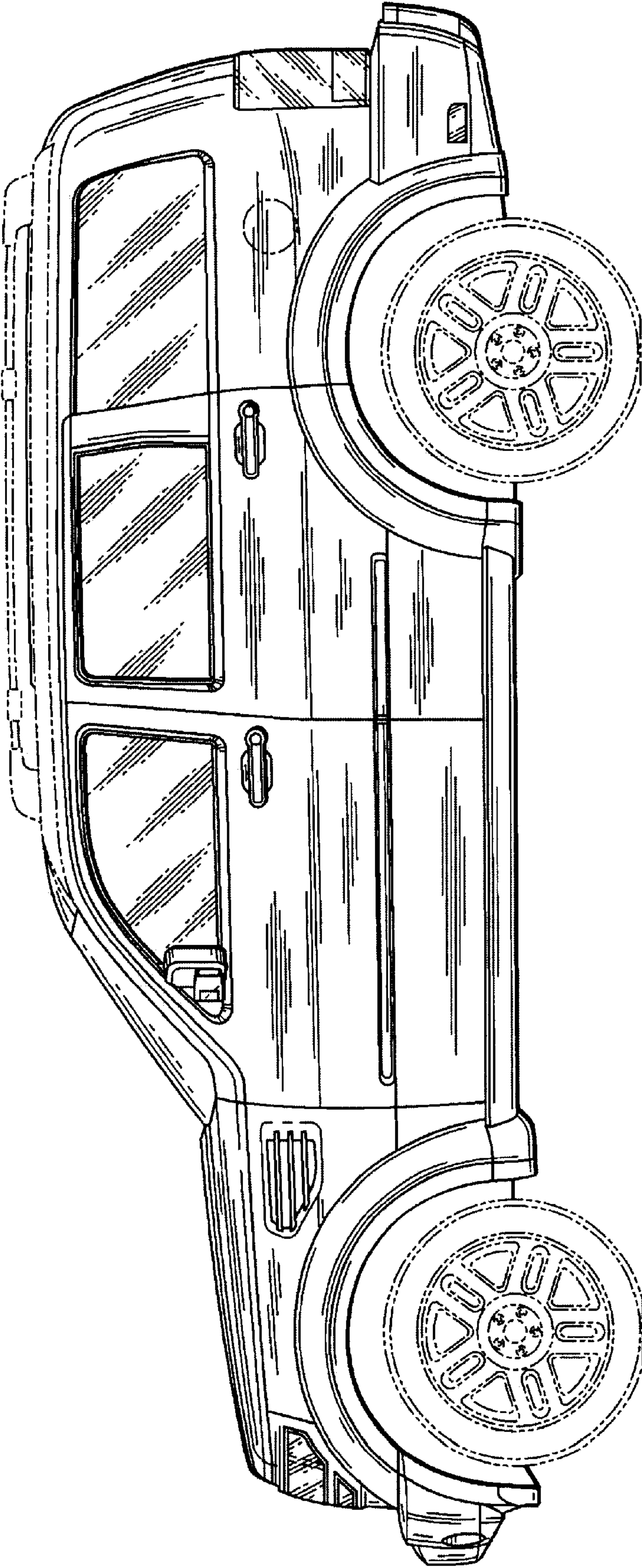
**1 Claim, 5 Drawing Sheets**






*Fig. 1*






*Fig. 2*

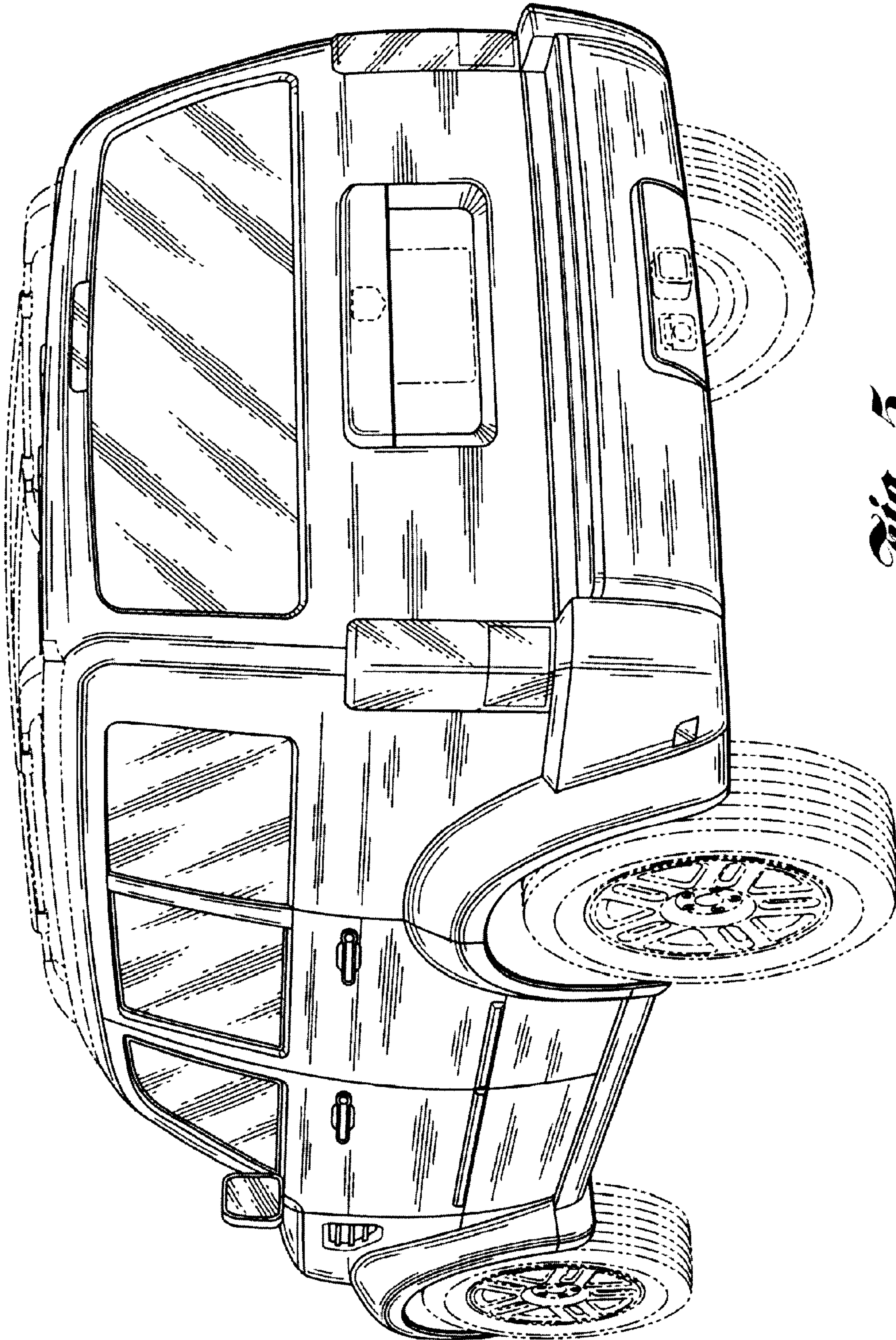


*Fig. 3*

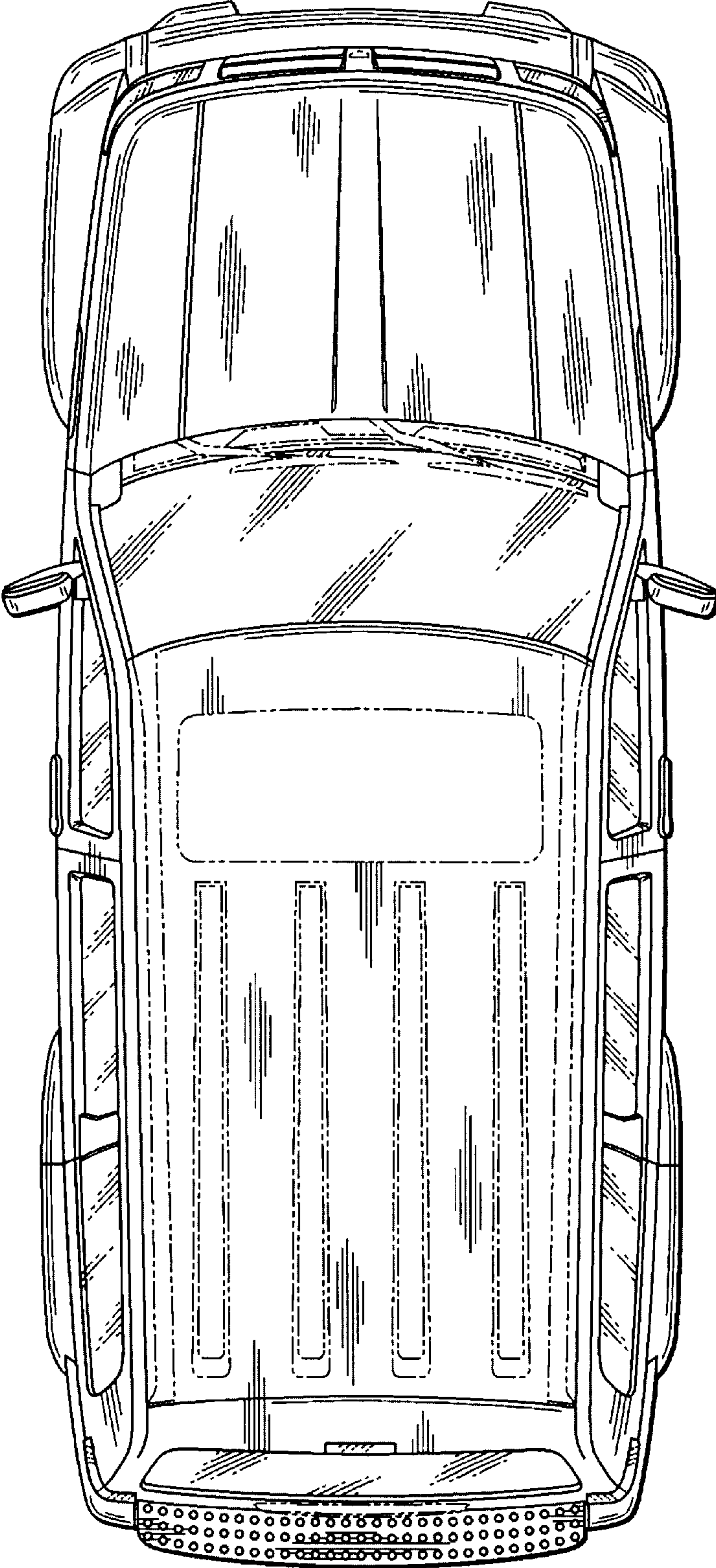


*Fig. 4*





*Fig. 5*



*Fig. 6*