



US00D516954S

(12) **United States Design Patent**
Essig

(10) **Patent No.:** **US D516,954 S**
(45) **Date of Patent:** **** Mar. 14, 2006**

(54) **SURFACE CONFIGURATION OF A FRONT PORTION OF A GOLF CART AND/OR REPLICAS THEREOF**

(75) Inventor: **Hardy Essig**, Rutesheim (DE)

(73) Assignee: **Dr. Ing. h.c.F. Porsche Aktiengesellschaft**, Stuttgart (DE)

(**) Term: **14 Years**

(21) Appl. No.: **29/231,032**

(22) Filed: **Jun. 1, 2005**

(30) **Foreign Application Priority Data**

Dec. 2, 2004 (EM) 000262738

(51) **LOC (8) Cl.** **12-02**

(52) **U.S. Cl.** **D12/16**

(58) **Field of Classification Search** D12/1, D12/16, 14, 107, 86, 85-88, 91; 280/DIG. 5; D34/15; 180/233, 908, 6.5, 89.1; 296/183, 296/37.6, 185-186

See application file for complete search history.

(56) **References Cited**

U.S. PATENT DOCUMENTS

- D271,008 S * 10/1983 Saporito D12/16
- D326,831 S * 6/1992 Lanius et al. D12/16
- D345,718 S * 4/1994 Molzon et al. D12/16
- D369,762 S * 5/1996 Molzon et al. D12/16
- D373,099 S * 8/1996 Molzon et al. D12/16
- D395,023 S * 6/1998 Hikida D12/16
- D432,460 S * 10/2000 Huang D12/16
- D483,694 S * 12/2003 Bellington D12/16

D498,704 S * 11/2004 Bonner et al. D12/16

* cited by examiner

Primary Examiner—Stacia Cadmus

(74) *Attorney, Agent, or Firm*—Crowell & Moring LLP

(57) **CLAIM**

The ornamental design for a surface configuration of a front portion of a golf cart and/or replicas thereof, as shown and described.

DESCRIPTION

This application is related to the following co-pending applications, of the inventor, filed on even date herewith: Application Ser. No. 29/231,026, entitled “Surface Configuration of a Golf Cart and/or Replicas Thereof”; and Application Ser. No. 29/231,028, entitled “Surface Configuration of a Headlight for a Vehicle”.


FIG. 1 is a left, front perspective view of a surface configuration of a front portion of a golf cart and/or replicas thereof according to my novel design, the right, front perspective view being mirror symmetrical;

FIG. 2 is a front view of the surface configuration of a front portion of a golf cart and/or replicas thereof according to my novel design;

FIG. 3 is a top view of the surface configuration of a front portion of a golf cart and/or replicas thereof according to my novel design; and,

FIG. 4 is a left side view of the surface configuration of a front portion of a golf cart and/or replicas thereof according to my novel design, the right side view being mirror symmetrical.

1 Claim, 2 Drawing Sheets






FIG. 1




FIG. 2

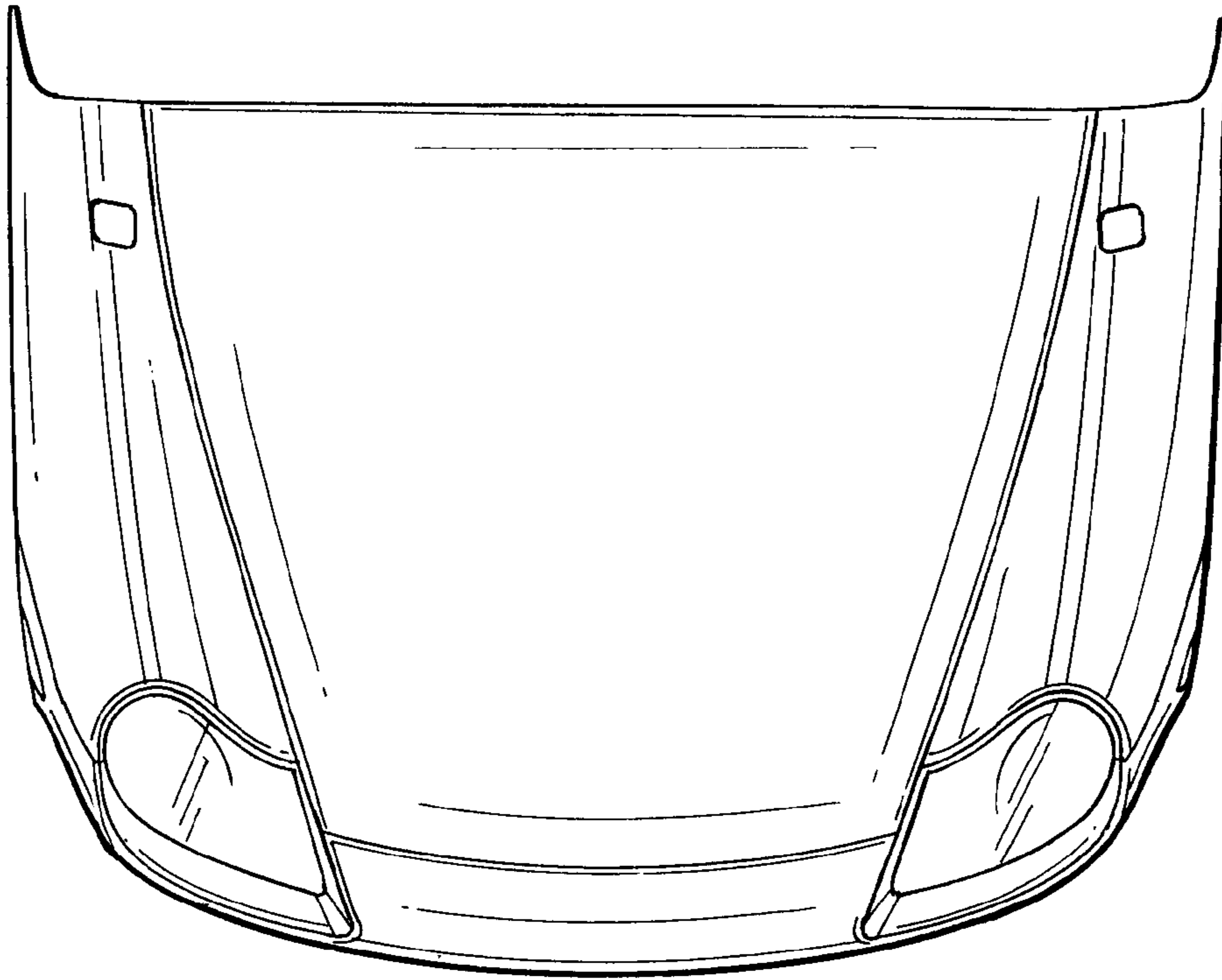


FIG. 3

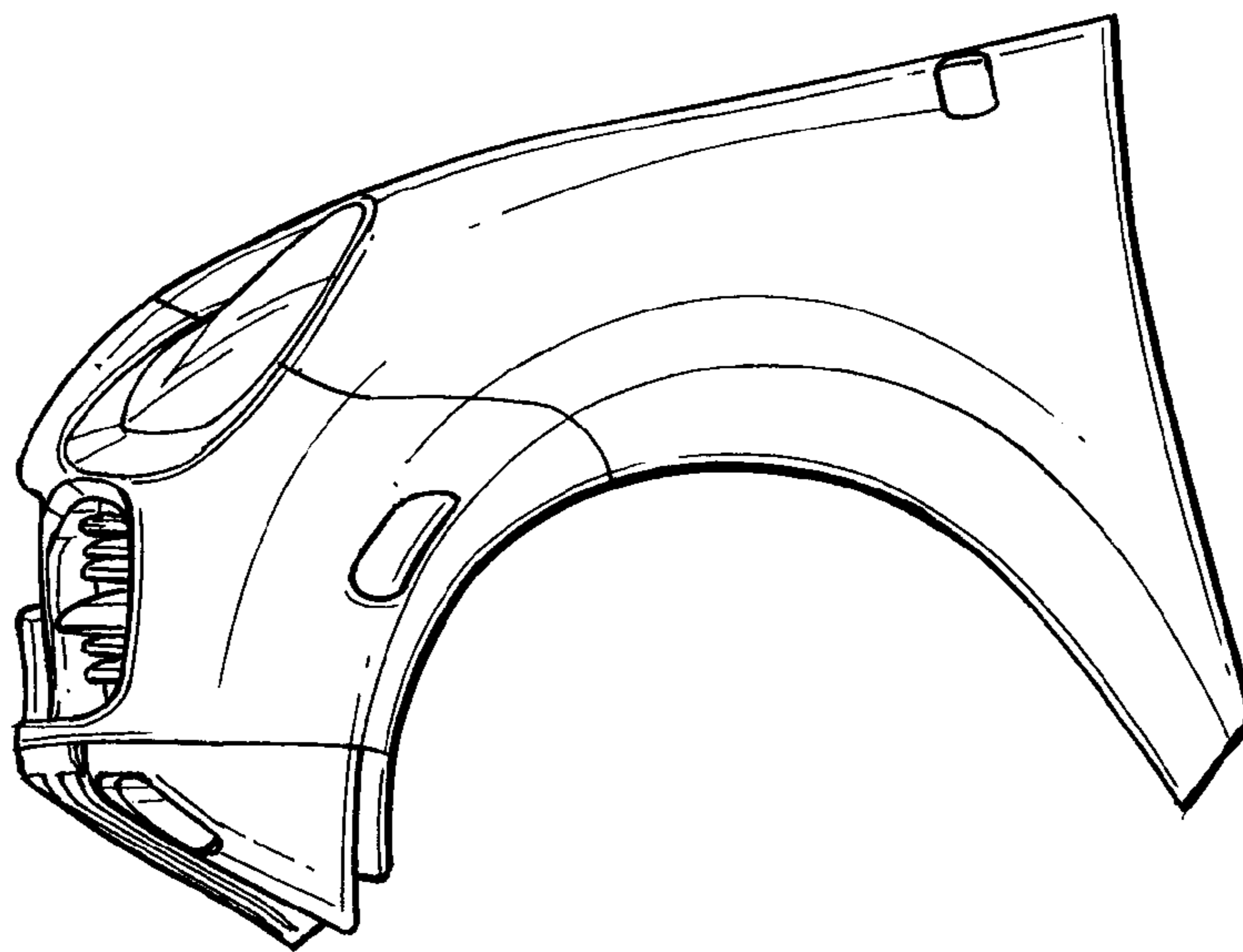


FIG. 4