



US00D516950S

(12) **United States Design Patent** (10) **Patent No.:** **US D516,950 S**
Thorsteinsson (45) **Date of Patent:** **** Mar. 14, 2006**

(54) **DECORATIVE BASE**

(75) Inventor: **Sigurdur Thorsteinsson**, Milan (IT)
(73) Assignee: **3M Innovative Properties Company**,
St. Paul, MN (US)
(**) Term: **14 Years**

(21) Appl. No.: **29/219,379**

(22) Filed: **Dec. 16, 2004**

(51) **LOC (8) Cl.** **11-02**

(52) **U.S. Cl.** **D11/164; D9/455; D19/82;**
D21/658

(58) **Field of Classification Search** D21/576-661,
D21/386, 388, 493; D1/102, 104, 107, 108,
D1/109, 199; D3/271.3, 271.4; D4/101, 102,
D4/125, 126; D7/506, 515, 517, 301, 302,
D7/593, 594, 595, 599, 619.2, 625, 628, 636,
D7/639; D9/601-632, 715, 719, 727, 729,
D9/739, 501, 517, 548, 434, 441, 451, 455;
D11/125, 127, 128, 130, 131, 157, 158, 160,
D11/164; D19/36, 42, 54, 57, 66, 71, 75,
D19/77, 82, 85, 94-97; D24/198, 199; D26/4,
D26/7, 9, 10, 17, 18, 23, 38, 47, 57, 98, 99,
D26/125, 126, 142, 147, 156; D27/149; D28/7,
D28/18, 73, 76, 77, 84, 87; D99/38, 39; 446/69,
446/72-75, 97, 99, 100, 268, 320, 321, 390,
446/391, 475; 206/457; 428/7-9, 13, 15,
428/16, 542.2, 524.4; 401/48, 52, 88, 89,
401/98, 131, 195; 211/60.1, 69.1, 69.5, 85.26;
248/109, 346.01, 346.03, 346.2, 346.5, 504,
248/908, 910, 915

See application file for complete search history.

(56) **References Cited**

U.S. PATENT DOCUMENTS

D60,908 S 4/1922 Karpen
2,932,125 A 4/1960 McAllister
D192,040 S * 1/1962 Goldman et al. D26/99
D201,761 S 7/1965 Levy

(Continued)

FOREIGN PATENT DOCUMENTS

DE 86 12 862 9/1986
EP 0 451 246 A1 10/1991
WO WO 99/42016 8/1999
WO WO 03/008296 A1 1/2003

OTHER PUBLICATIONS

Fig. 1—Glue stick with spaceship decoration, commercially available before Dec. 16, 2004 from Henkel, Germany.

Fig. 2—Glue stick with spaceperson decoration, commercially available before Dec. 16, 2004 from Henkel, Germany.

Fig. 2.1—Decorative glue stick on Fig. 2, with packaging removed.

Fig. 2.2—Decorative glue stick of Fig. 2.1, with decorative portion removed from glue stick.

Primary Examiner—Catherine Tuttle

(74) *Attorney, Agent, or Firm*—Trisha D. Adamson; Yen Tong Florczak

(57) **CLAIM**

The ornamental design for a decorative base, as shown and described.

DESCRIPTION

FIG. 1 is a perspective view of a decorative base according to the present invention;

FIG. 2 is a front view of the decorative base of FIG. 1;

FIG. 3 is a back view of the decorative base of FIG. 1;

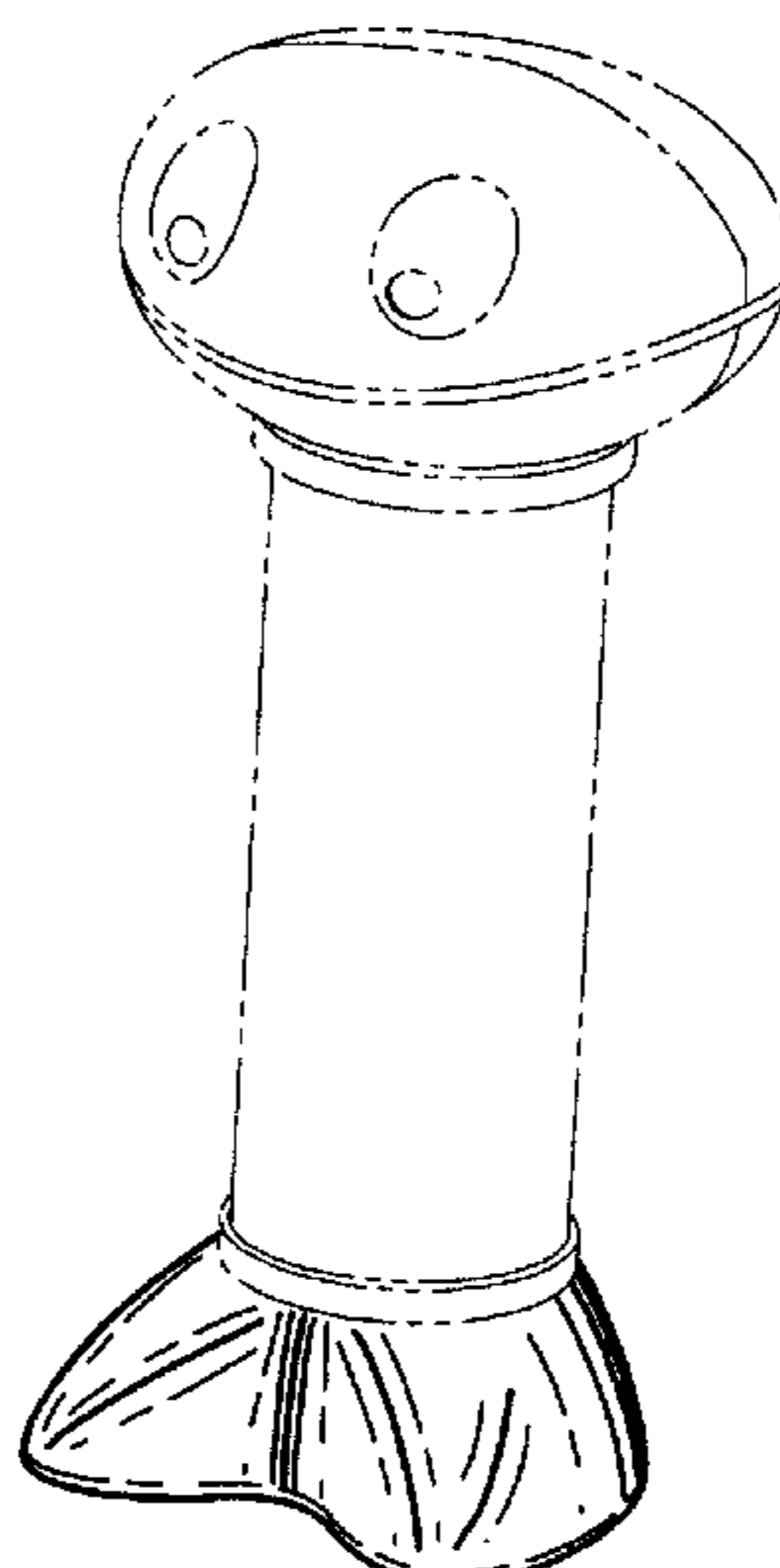
FIG. 4 is a right side view of the decorative base of FIG. 1, the left hand view being the mirror image thereof;

FIG. 5 is a top plan view of the decorative base of FIG. 1; and,

FIG. 6 is a bottom plan view of the decorative base of FIG. 1.

The structure depicted by means of broken lines in the figures has been shown for illustrative purposes only and forms no part of the claimed design.

1 Claim, 2 Drawing Sheets



US D516,950 S

Page 2

U.S. PATENT DOCUMENTS					
3,264,160	A *	8/1966 Donofrio 156/196	5,675,859	A *	10/1997 Barre 15/167.1
D215,223	S	9/1969 Goldfarb	D387,400	S	12/1997 Grasso
D232,115	S	7/1974 Luzius et al.	D404,440	S *	1/1999 Watanabe D21/585
D239,636	S	4/1976 Knudsen et al.	5,927,881	A	7/1999 Yang
D240,844	S	8/1976 Satten	D422,653	S	4/2000 Hedberg et al.
D252,807	S	9/1979 Schnyderite et al.	D424,135	S *	5/2000 Hedberg et al. D21/623
D253,484	S	11/1979 Saitoh	6,059,472	A *	5/2000 Yeh 401/98
D265,742	S	8/1982 Wilcox	D430,237	S	8/2000 Kwok
D271,404	S	11/1983 Chan	D438,271	S	2/2001 Wall
4,468,146	A	8/1984 Tabachnik	6,247,730	B1	6/2001 Henderson et al.
D276,899	S	12/1984 Deeley et al.	6,332,727	B1	12/2001 Hsu
4,671,514	A	6/1987 Wilson-Diehl	D456,741	S	5/2002 Domenig
D294,843	S	3/1988 Lund	D457,101	S	5/2002 Domenig
D324,087	S	2/1992 Crider	D470,199	S	2/2003 Manville
D329,507	S *	9/1992 Assmann D28/18	D470,886	S *	2/2003 Sheng D19/42
D343,431	S	1/1994 Kane	D500,819	S	1/2005 Aoki
5,310,380	A *	5/1994 Levy et al. 446/489	2004/0055920	A1 *	3/2004 Perez 206/457
D366,673	S *	1/1996 Harling-Berg D21/623			

* cited by examiner

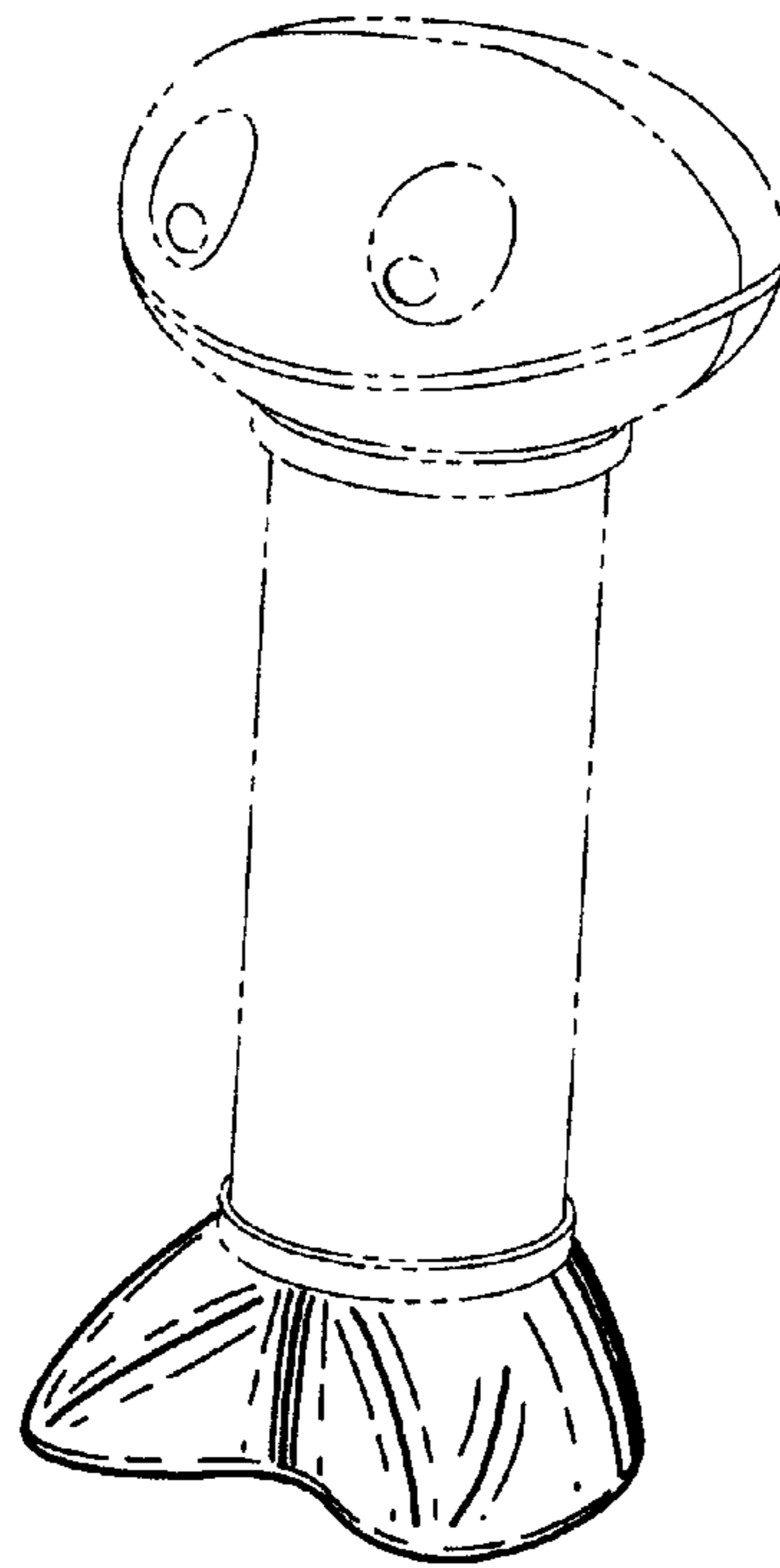


Fig. 1

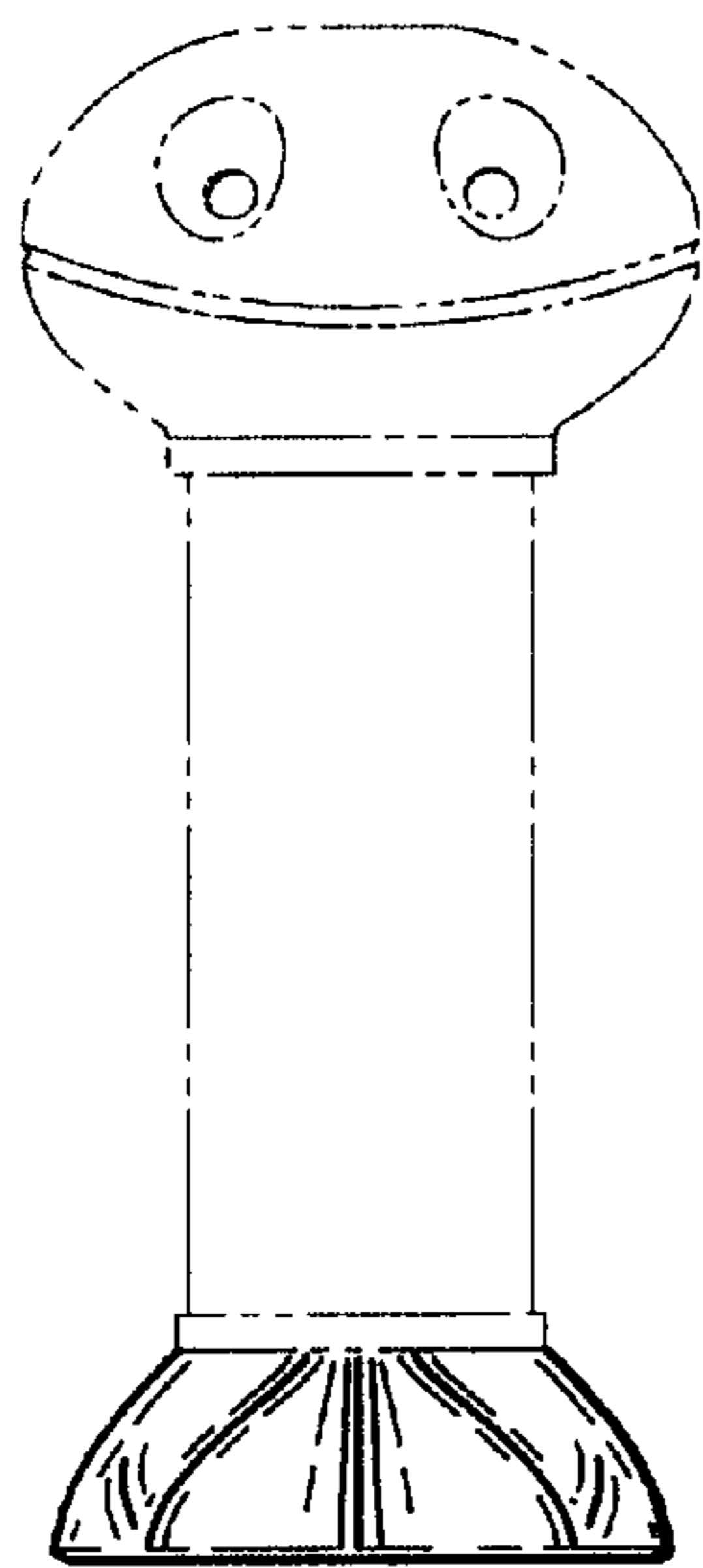


Fig. 2

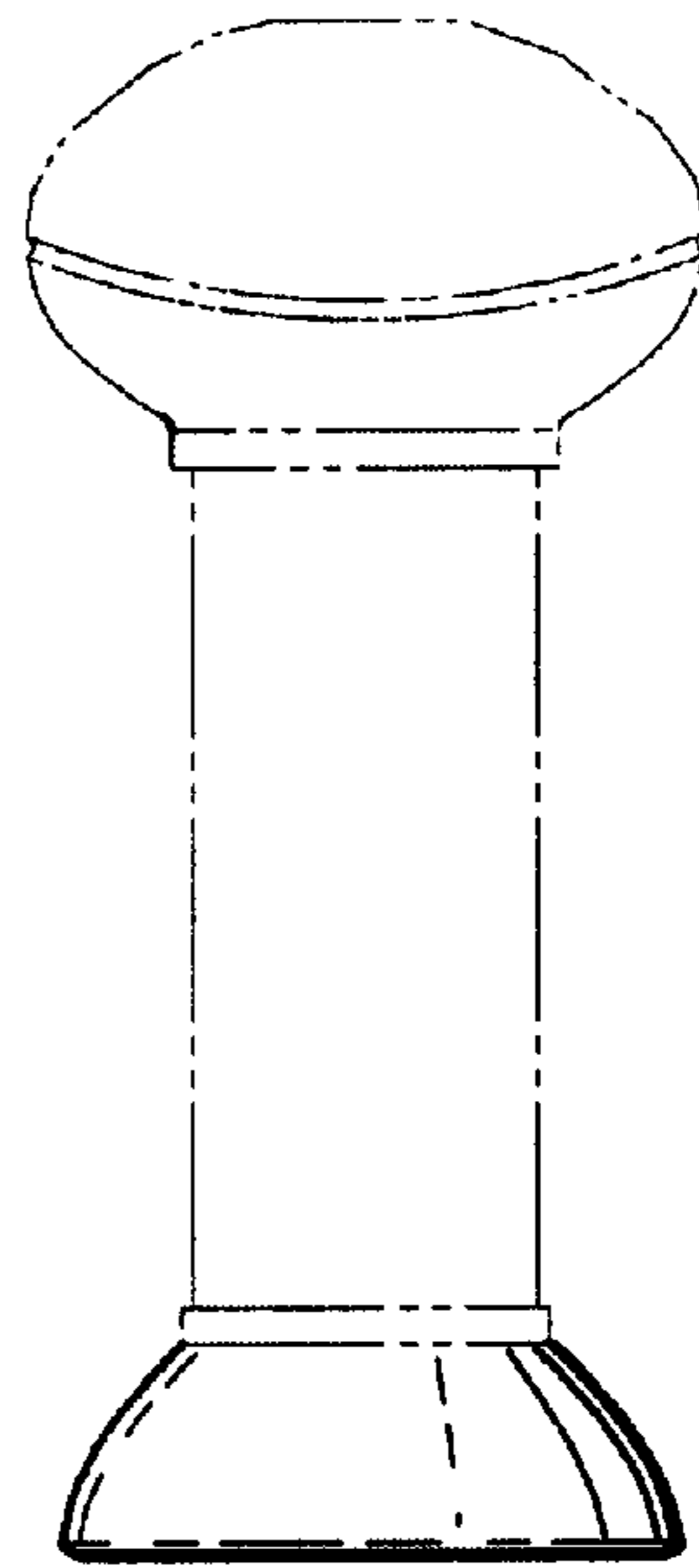


Fig. 3

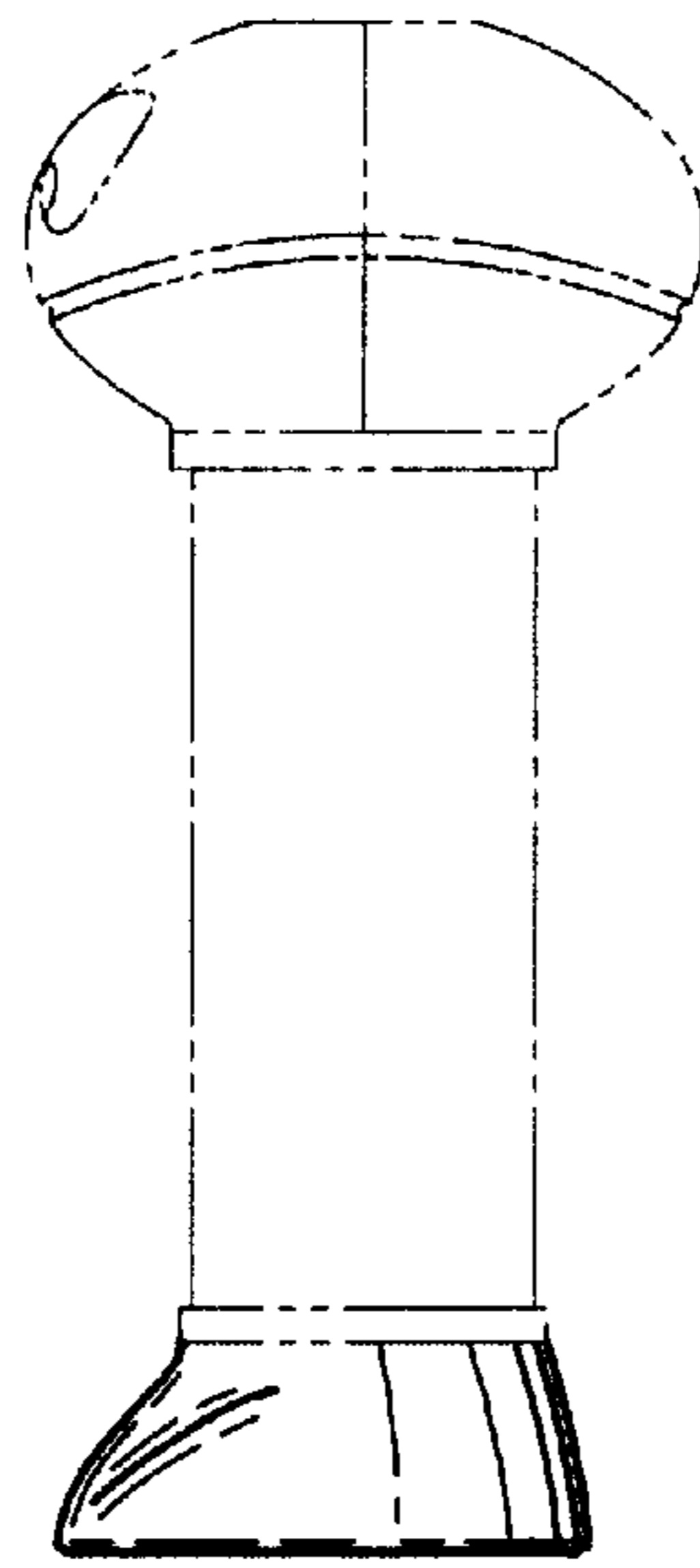


Fig. 4

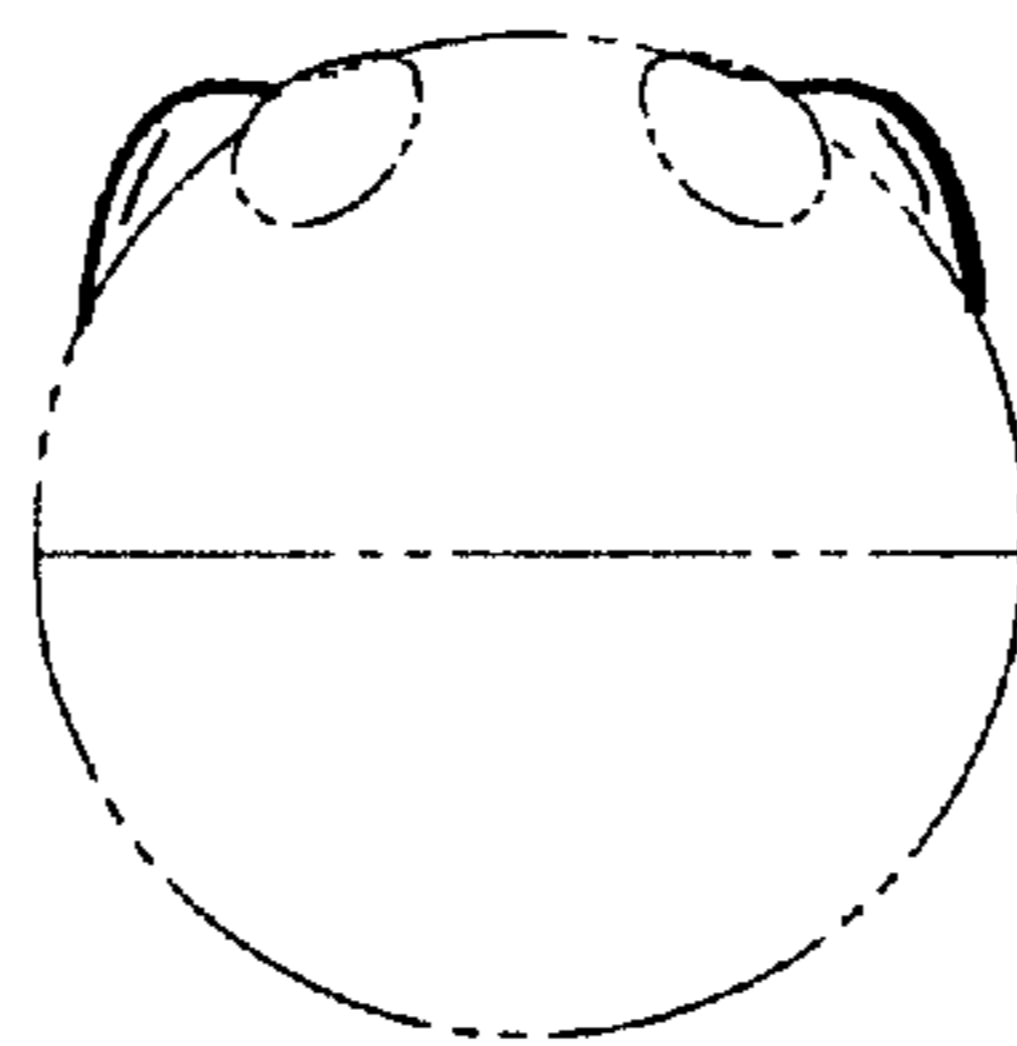


Fig. 5

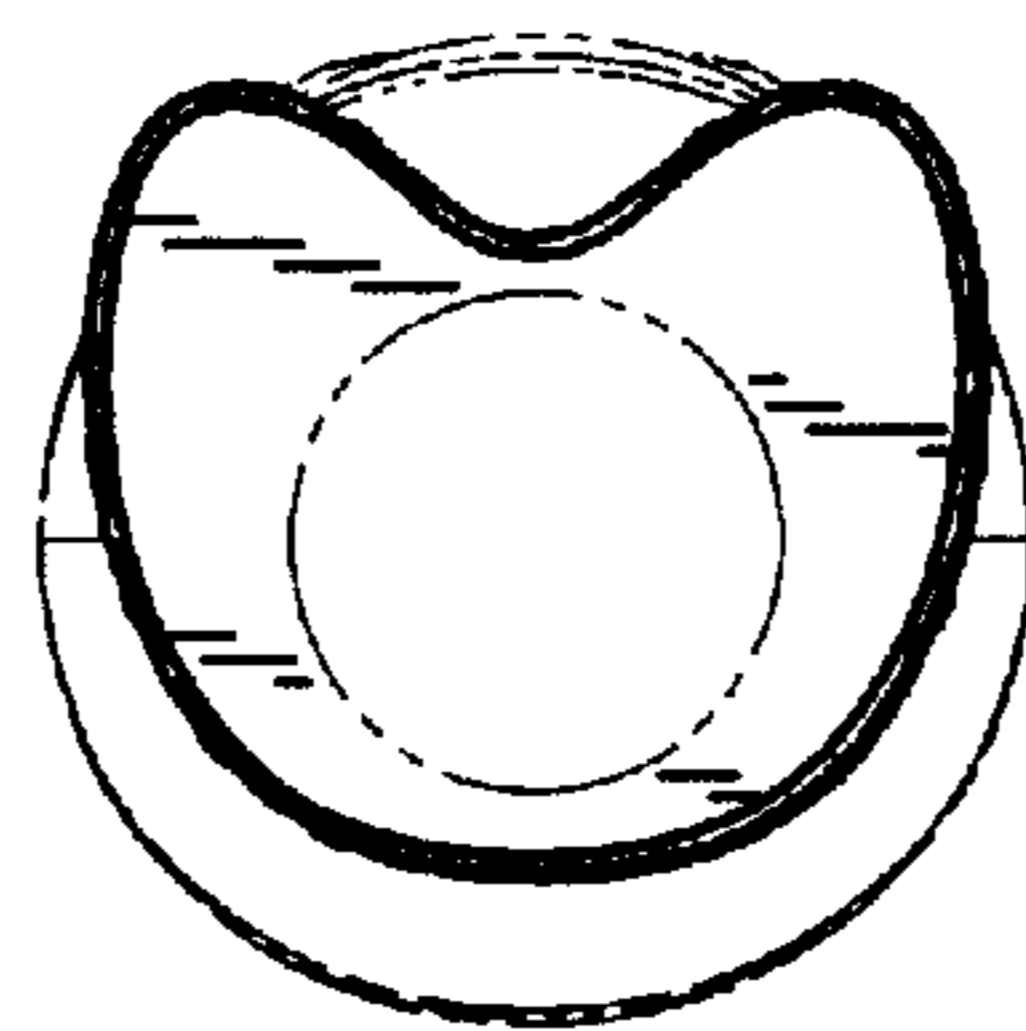


Fig. 6