



US00D516937S

(12) **United States Design Patent**
Aghjayan et al.

(10) **Patent No.:** **US D516,937 S**
(45) **Date of Patent:** **** Mar. 14, 2006**

- (54) **RING**
- (75) Inventors: **Haroutioun Aghjayan**, Englewood Cliffs, NJ (US); **Raymond A. Stuart**, Wyckoff, NJ (US)
- (73) Assignee: **Movado LLC**, Wilmington, DE (US)
- (**) Term: **14 Years**
- (21) Appl. No.: **29/206,294**
- (22) Filed: **May 28, 2004**
- (51) **LOC (8) Cl.** **11-01**
- (52) **U.S. Cl.** **D11/35**
- (58) **Field of Classification Search** D11/3, D11/26-39, 90-92; 63/15, 15.1-15.4, 15.45, 63/15.5-15.6, 15.65, 15.7-15.9, 26-28
See application file for complete search history.

(56) **References Cited**

U.S. PATENT DOCUMENTS

2,439,727 A	*	4/1948	Granat	63/15.3
D386,438 S	*	11/1997	Itzkowitz	D11/34
D405,384 S	*	2/1999	Dickhaut	D11/26
D421,404 S	*	3/2000	Canale	D11/26
D447,716 S	*	9/2001	Itzkowitz	D11/26

OTHER PUBLICATIONS

Platinum Guild International USA; vol. VII; 1999; p. 35; middle right side of page.*
 Platinum Guild International USA; vol. VII; 1999; p. 81; middle right side of page.*

Platinum Guild International USA; vol. VII; 1999; p. 91; middle left side of page.*
 U.S. Appl. No. 29/206,298, Aghjayan et al.
 U.S. Appl. No. 29/206,284, Aghjayan et al.
 U.S. Appl. No. 29/206,296, Aghjayan et al.

* cited by examiner

Primary Examiner—Louis S. Zarfes
Assistant Examiner—Melanie Levy

(74) *Attorney, Agent, or Firm*—Fross Zelnick Lehrman & Zissu, P.C.; David I. Greenbaum, Esq.

(57) **CLAIM**

The ornamental design for a ring, as shown and described.

DESCRIPTION

FIG. 1 is a front perspective view of a ring showing the new design;
 FIG. 2 is a front view of the ring shown in FIG. 1;
 FIG. 3 is a top view of the ring shown in FIG. 1;
 FIG. 4 is a bottom view of the ring shown in FIG. 1;
 FIG. 5 is a side view of the ring shown in FIG. 1;
 FIG. 6 is a bottom perspective view of the ring shown in FIG. 1;
 FIG. 7 is a bottom perspective view of a second embodiment of the ring shown in FIG. 1, the only difference being that the band portion includes no holes therein; and,
 FIG. 8 is a front perspective view of a third embodiment of the ring shown in FIG. 1, the only difference being the ring includes five setting portions.
 The broken line showing of the gemstones is for illustrative purposes only and forms no part of the claimed design.

1 Claim, 7 Drawing Sheets



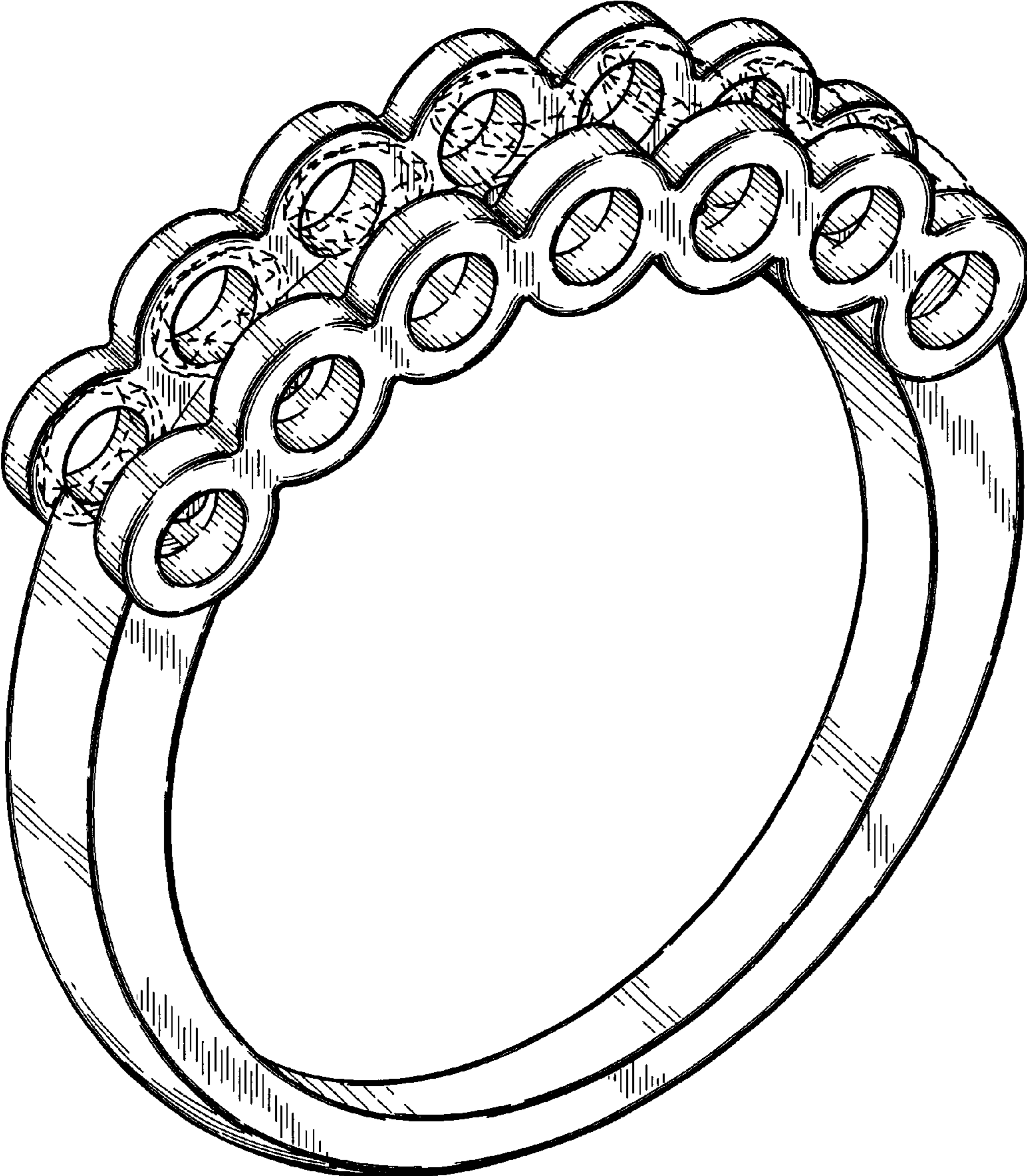


FIG. 1

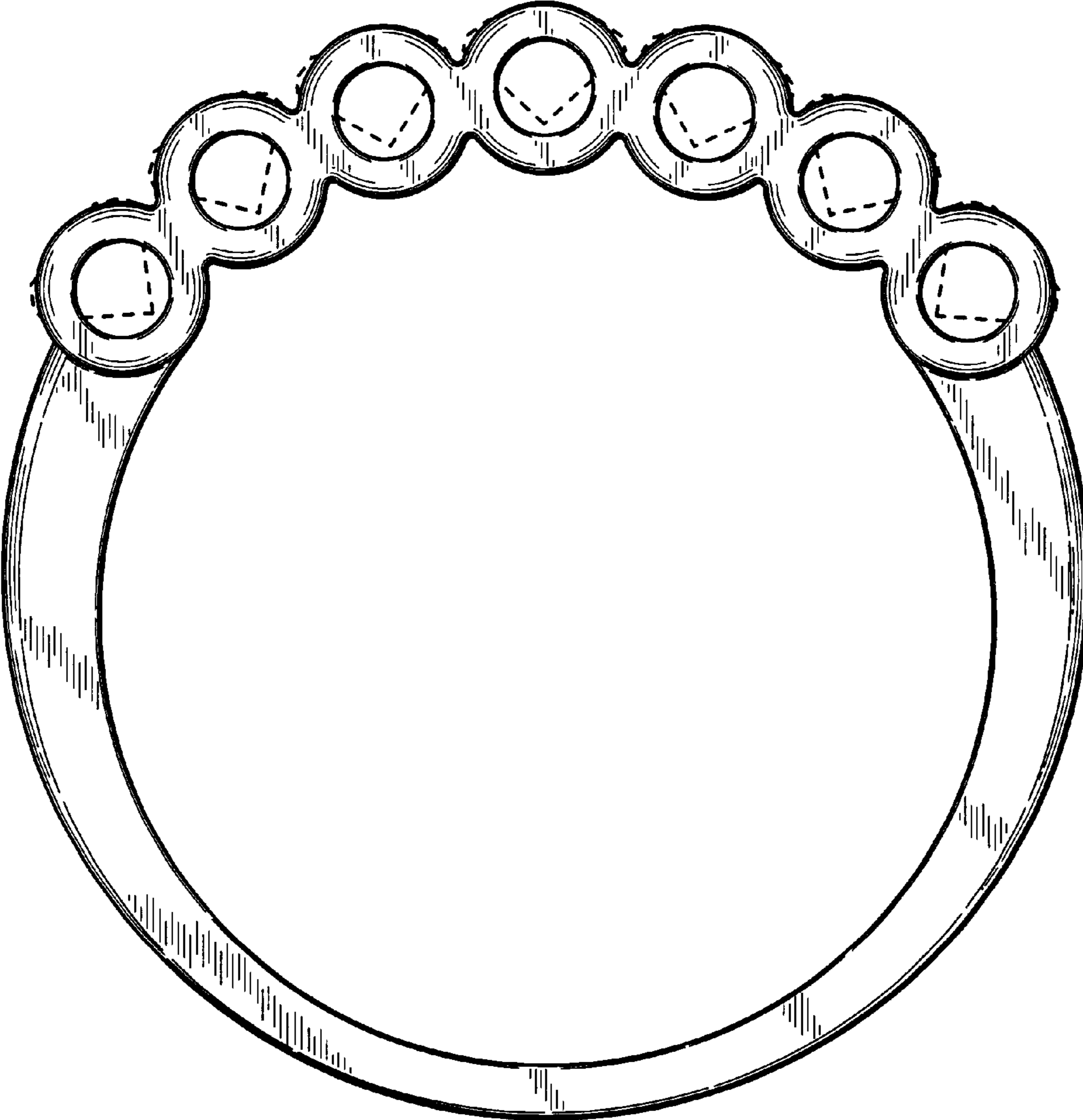


FIG. 2

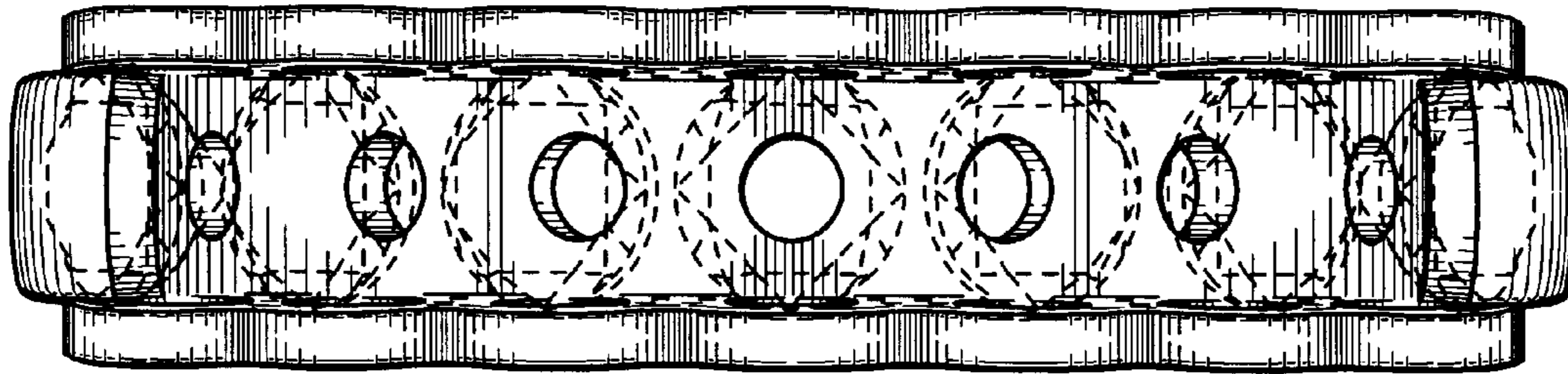


FIG. 3

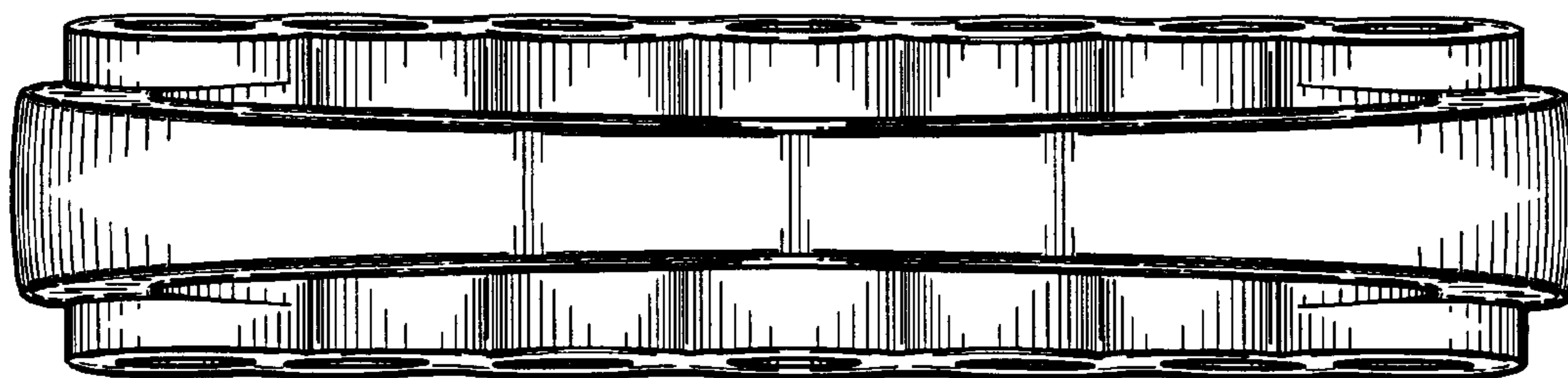


FIG. 4

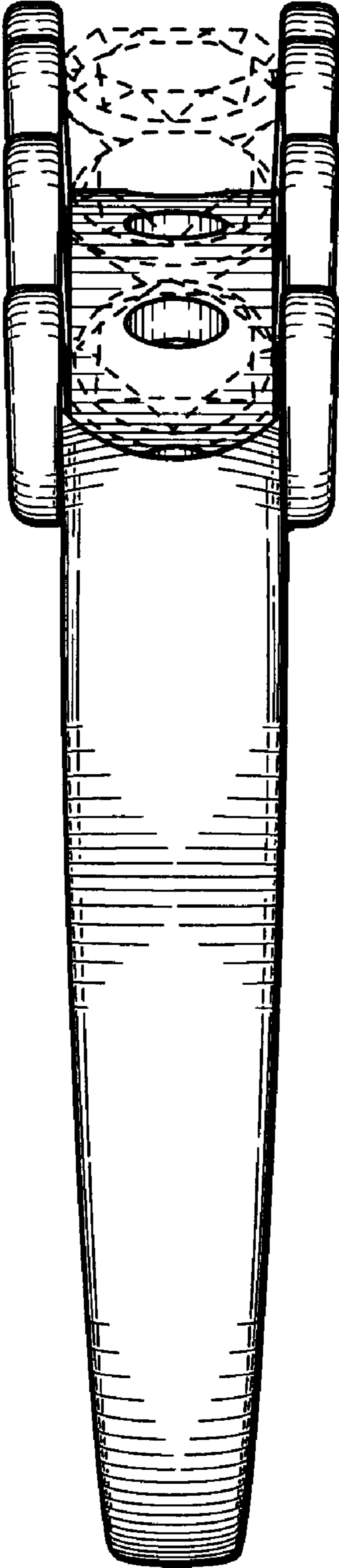


FIG. 5

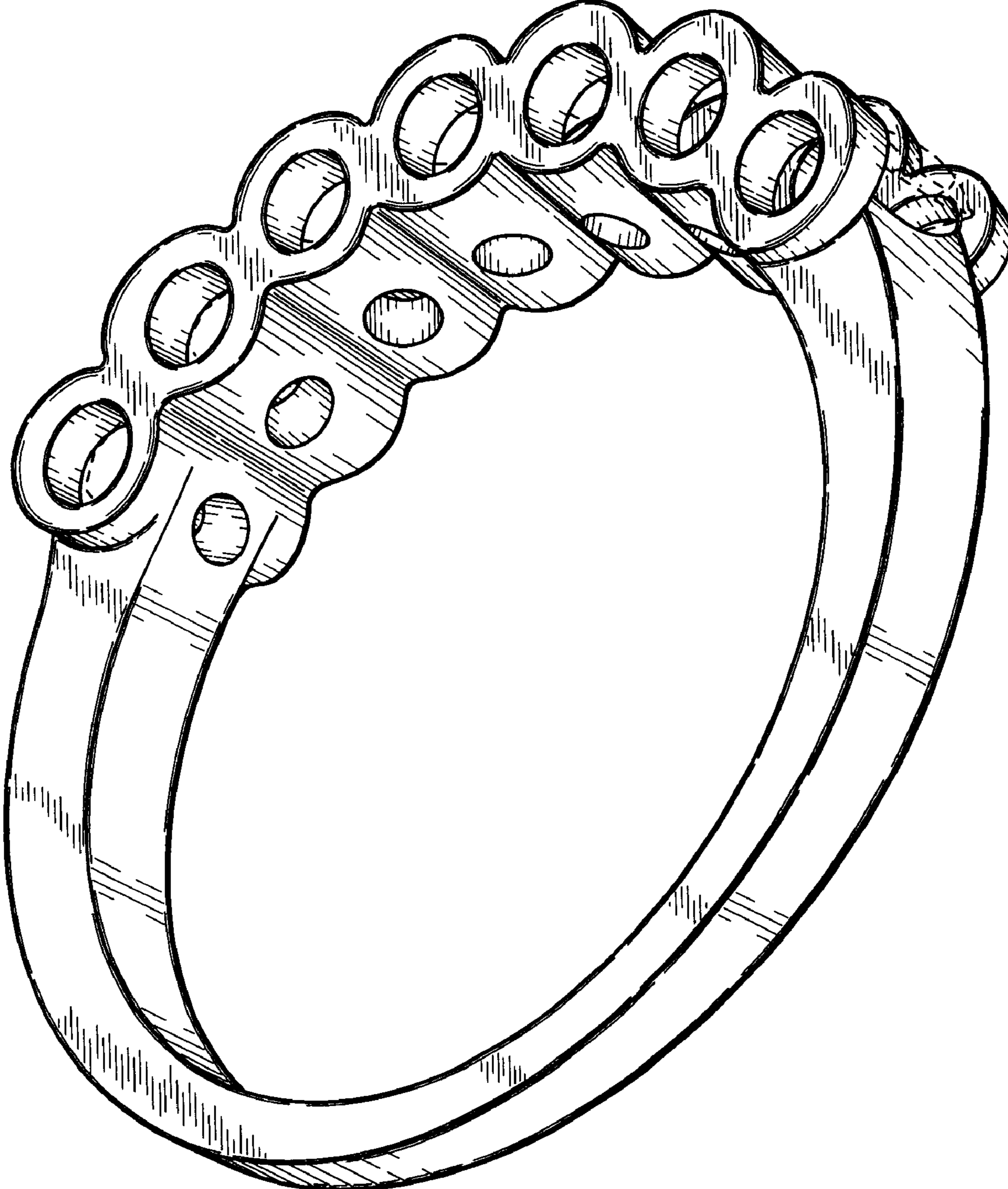


FIG. 6

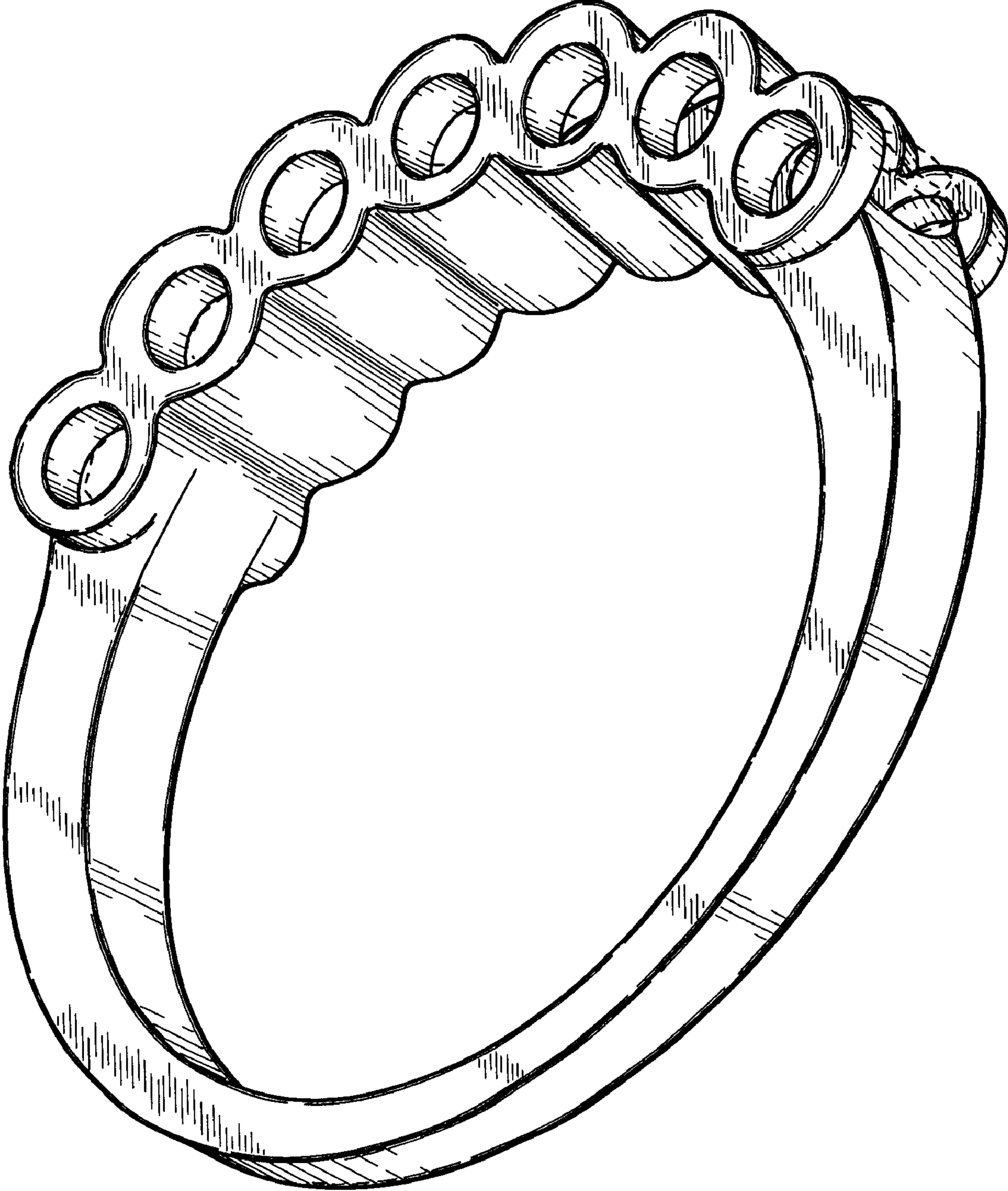


FIG. 7




FIG. 8