



US00D516932S

(12) **United States Design Patent**
Nataf

(10) **Patent No.:** **US D516,932 S**
(45) **Date of Patent:** **** Mar. 14, 2006**

(54) **WATCH DIAL**

(75) **Inventor:** **Thierry Nataf, Paris (FR)**

(73) **Assignee:** **Zenith International SA, Le Locle (CH)**

(**) **Term:** **14 Years**

(21) **Appl. No.:** **29/210,980**

(22) **Filed:** **Aug. 9, 2004**

(30) **Foreign Application Priority Data**

Feb. 18, 2004 (WO) DMA/006221

(51) **LOC (8) Cl.** **10-07**

(52) **U.S. Cl.** **D10/126**

(58) **Field of Classification Search** D10/30-39,
D10/122-132; 368/276-278, 281-283, 285,
368/286, 294, 295, 82-84, 28-30, 37, 21,
368/239-242, 228-232, 223, 80, 110, 113

See application file for complete search history.

(56) **References Cited**

U.S. PATENT DOCUMENTS

D40,128 S * 7/1909 Starkey D10/126

D56,422 S * 10/1920 Goodrow D10/126
D220,050 S * 3/1971 Yannick D10/124
D237,063 S * 10/1975 Kelman D10/123
D240,027 S * 5/1976 Szalek D10/126
D496,296 S * 9/2004 Nataf D10/126
D496,874 S * 10/2004 Nataf D10/126
D497,321 S * 10/2004 Nataf D10/126

* cited by examiner

Primary Examiner—Lucy Lieberman

(74) *Attorney, Agent, or Firm*—Jeffrey M. Kaden; Gottlieb, Rackman & Reisman, P.C.


(57) **CLAIM**

The ornamental design for a watch dial, as shown and described.

DESCRIPTION

FIG. 1 is a front elevational view thereof;
FIG. 2 is a rear elevational view thereof;
FIG. 3 is a left side elevational view thereof;
FIG. 4 is a right side elevational view thereof;
FIG. 5 is a top plan view thereof;
FIG. 6 is a bottom plan view thereof; and,
FIG. 7 is a perspective view thereof.

1 Claim, 5 Drawing Sheets






FIG. 1

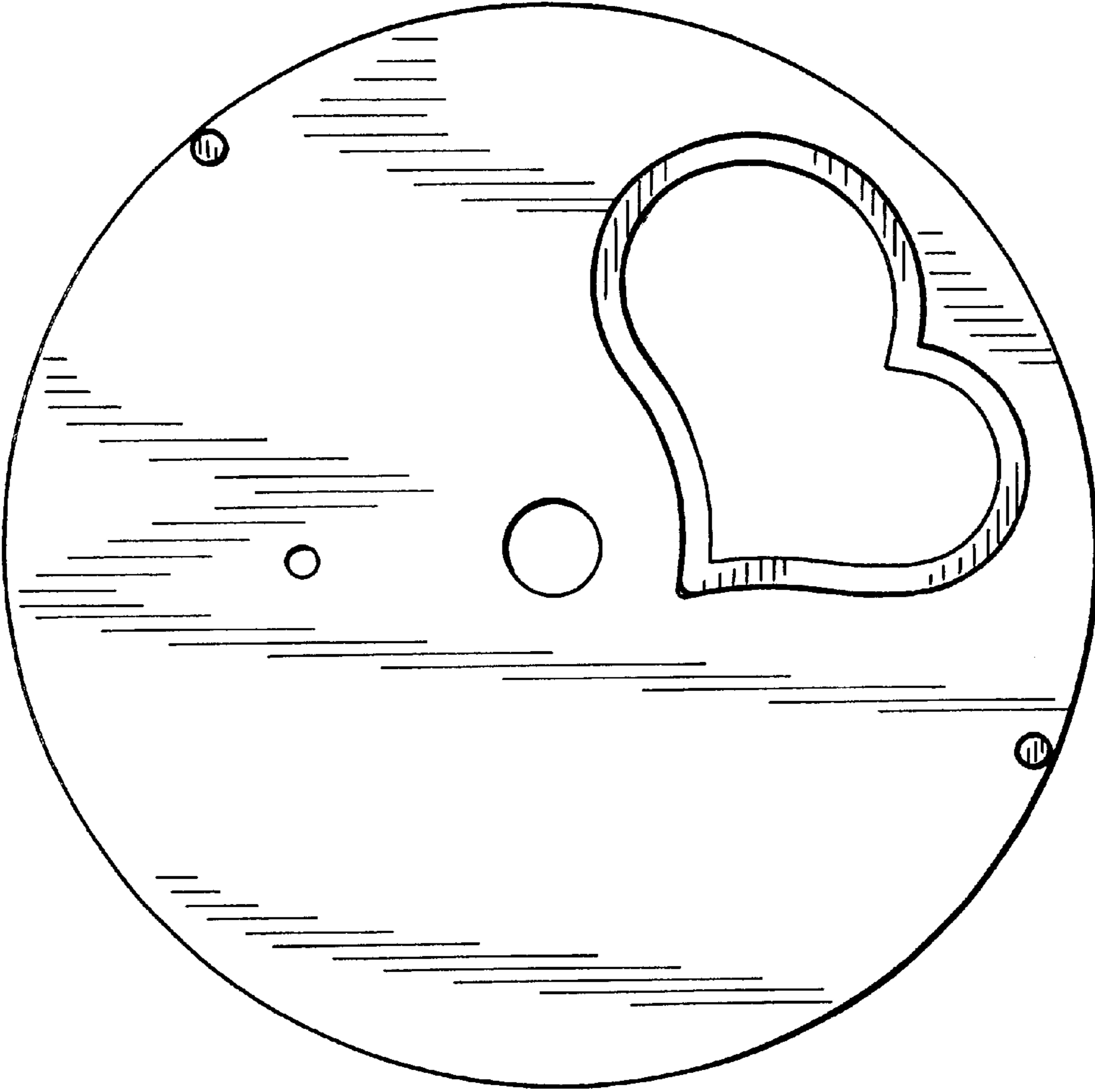


FIG. 2

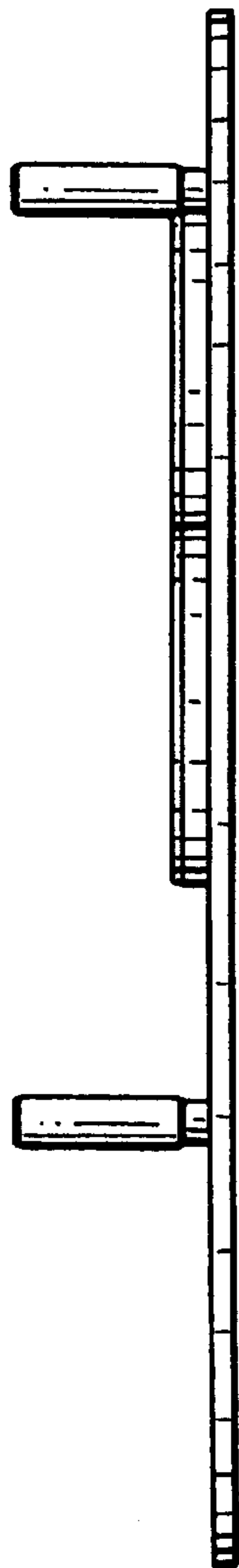


FIG. 3

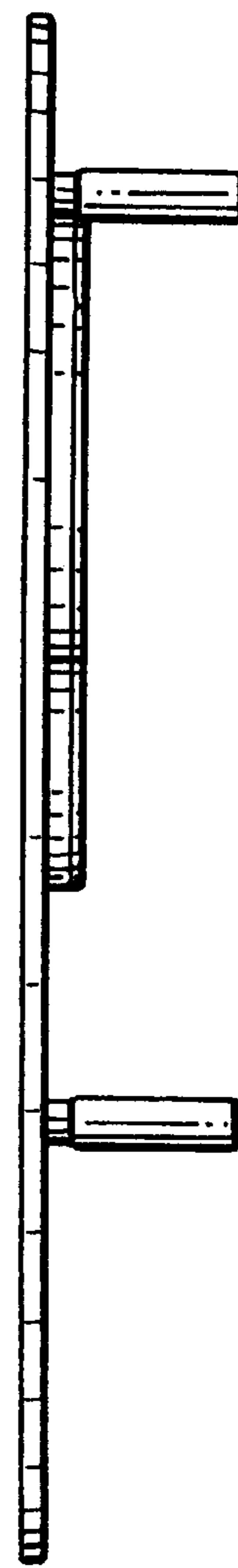


FIG. 4

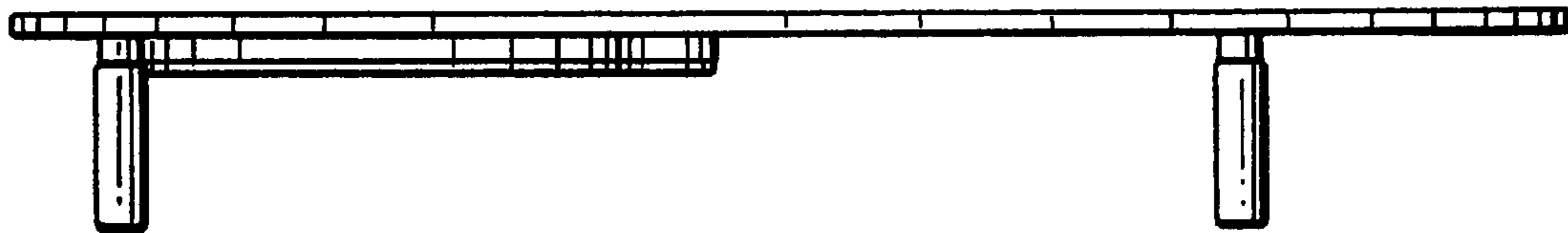


FIG. 5



FIG. 6




FIG. 7