



US00D516921S

(12) **United States Design Patent**
Gallagher

(10) **Patent No.:** **US D516,921 S**
(45) **Date of Patent:** **** Mar. 14, 2006**

(54) **BOTTLE**
(75) **Inventor:** **Shaun P. Gallagher**, Highlands Ranch,
CO (US)
(73) **Assignee:** **Chemrite Industries**, Centennial, CO
(US)
(**) **Term:** **14 Years**

D217,709 S * 6/1970 McKinney et al. D9/523
D223,899 S * 6/1972 Zundel D9/503
D224,732 S * 9/1972 McKinney et al. D9/633
D265,888 S * 8/1982 Epperson D9/523
D276,499 S * 11/1984 Kamada et al. D9/633
D286,097 S * 10/1986 Imanishi et al. D9/633
D293,889 S * 1/1988 Proctor D9/506

* cited by examiner

Primary Examiner—Sandra L. Morris
(74) *Attorney, Agent, or Firm*—Welsh & Flaxman LLC

(21) **Appl. No.:** **29/196,678**
(22) **Filed:** **Jan. 5, 2004**

(57) **CLAIM**

The ornamental design for a bottle, as shown and described.

(51) **LOC (8) Cl.** **09-01**
(52) **U.S. Cl.** **D9/633; D9/652; D9/523;**
D9/506
(58) **Field of Classification Search** D9/500–503,
D9/506, 523, 528, 530, 556–557, 600, 633,
D9/652, 689; 215/400, 379–383
See application file for complete search history.


DESCRIPTION

FIG. 1 is a front perspective view of a bottle showing my new design.
FIG. 2 is a front view thereof.
FIG. 3 is a rear view thereof.
FIG. 4 is an end view thereof.
FIG. 5 is an opposite end view thereof; and,
FIG. 6 is a top view thereof.

(56) **References Cited**
U.S. PATENT DOCUMENTS

D206,244 S * 11/1966 Coy D9/523

1 Claim, 3 Drawing Sheets



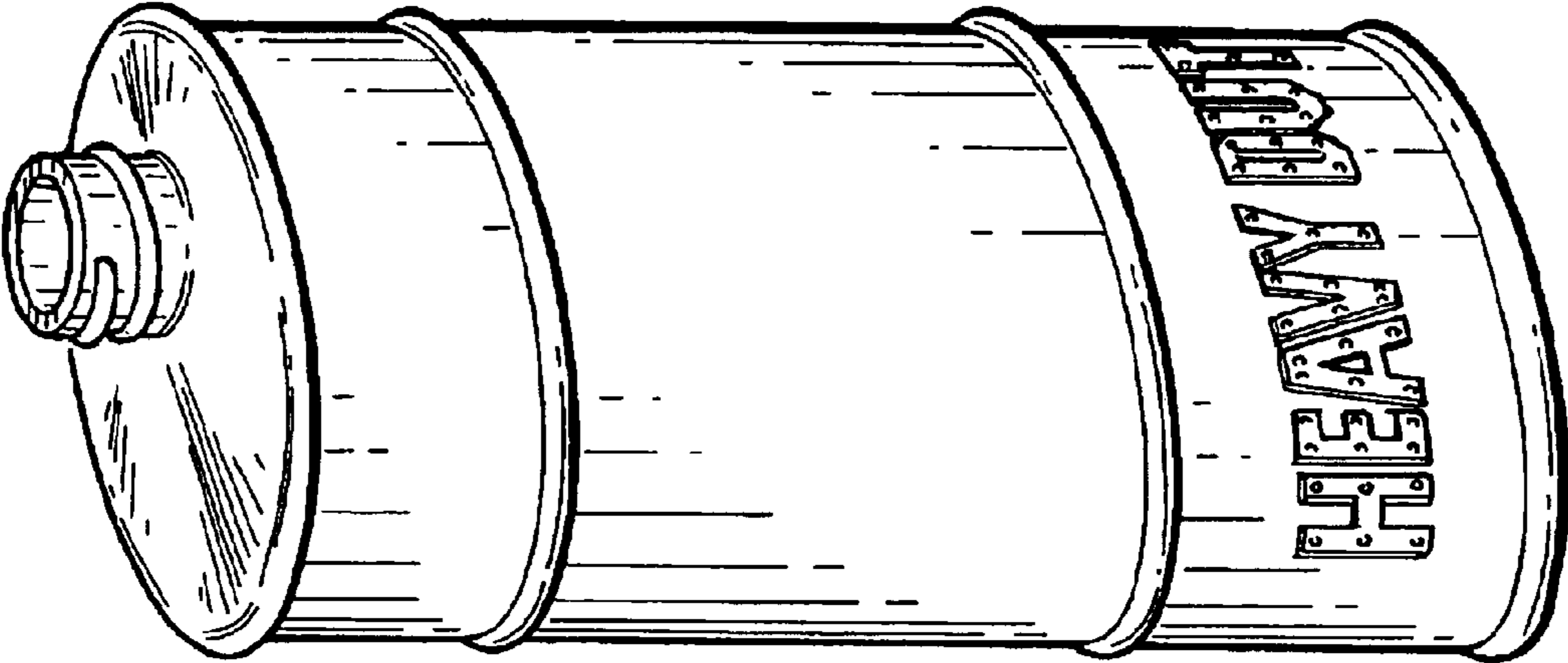


FIG. 1

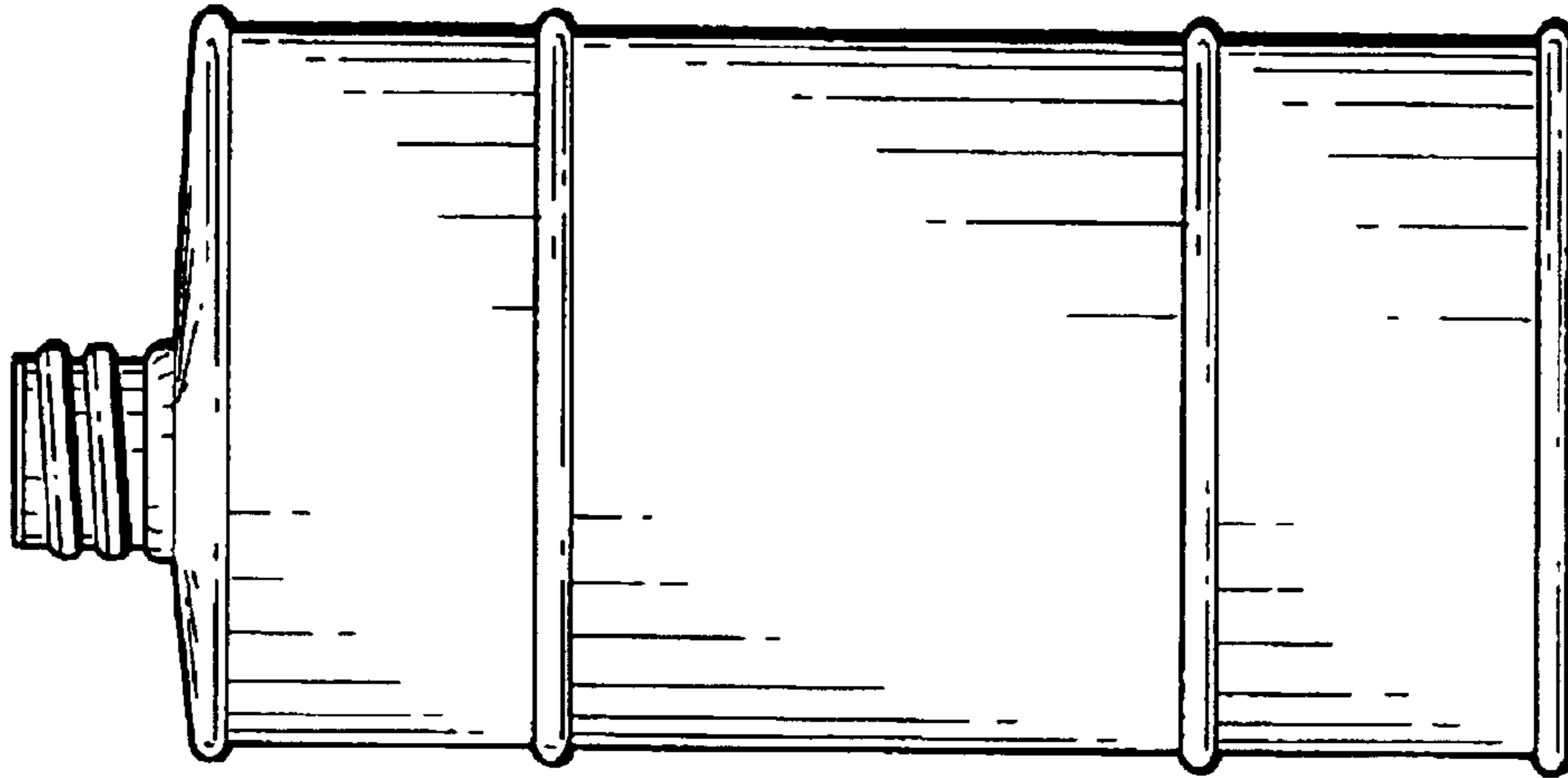


FIG. 3

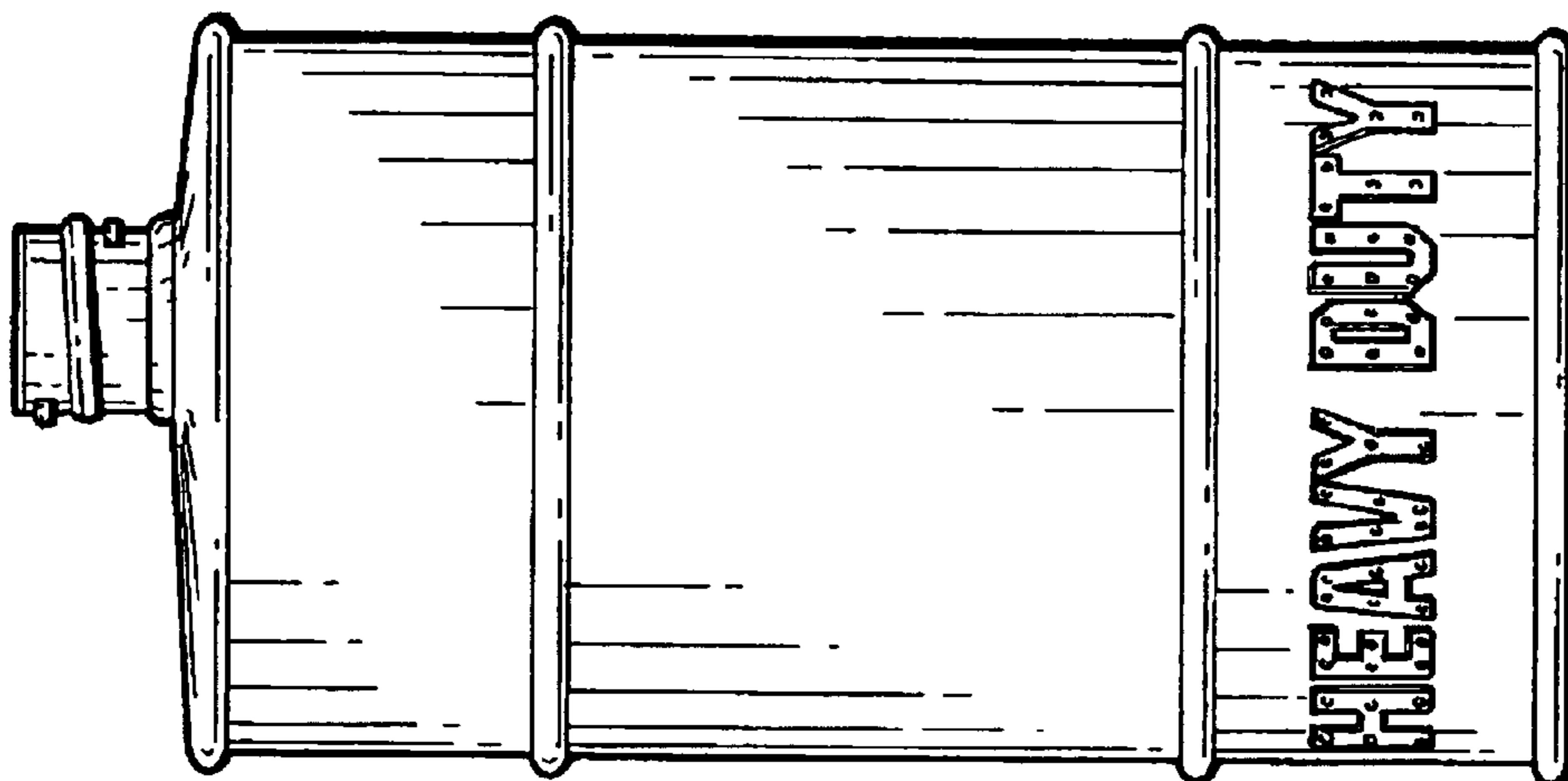


FIG. 2

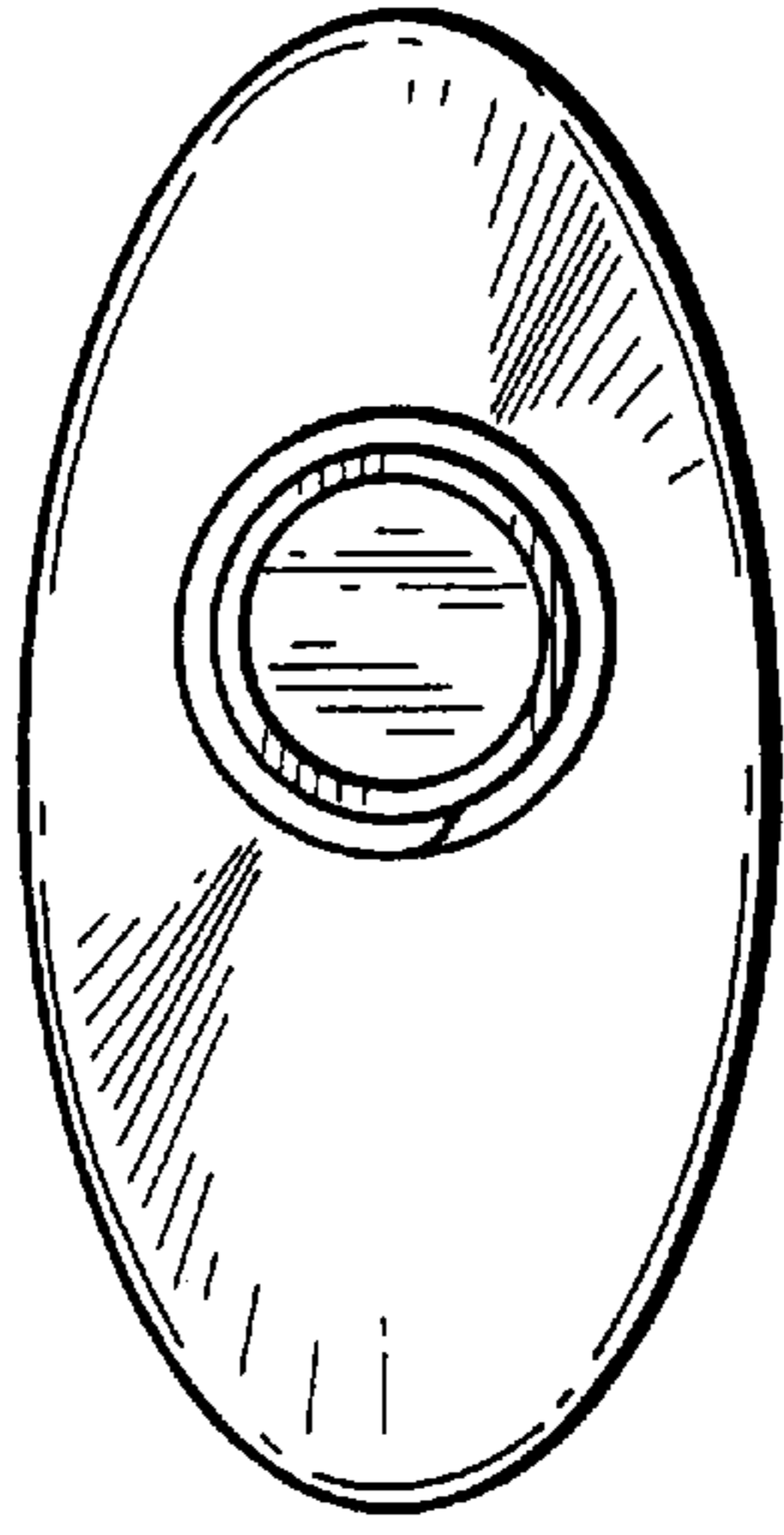


FIG. 6




FIG. 5

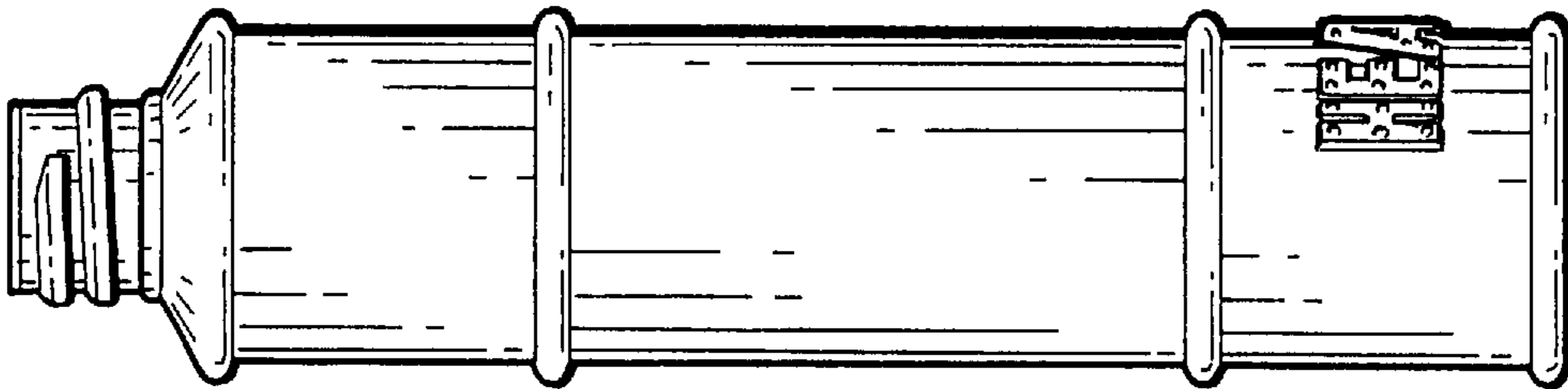


FIG. 4