

US00D516913S

(12) **United States Design Patent**  
**LaMasney**

(10) **Patent No.:** **US D516,913 S**  
(45) **Date of Patent:** **\*\* Mar. 14, 2006**

(54) **LID FOR A FRUIT CUP**

(75) **Inventor:** **Robert G. LaMasney**, Cross Plains,  
WI (US)

(73) **Assignee:** **Plastic Ingenuity, Inc.**, Cross Plains,  
WI (US)

(\*\*) **Term:** **14 Years**

(21) **Appl. No.:** **29/224,124**

(22) **Filed:** **Feb. 25, 2005**

(51) **LOC (8) Cl.** ..... **09-07**

(52) **U.S. Cl.** ..... **D9/454**

(58) **Field of Classification Search** ..... D9/454,  
D9/453, 452, 450, 449, 447, 445, 435, 434;  
D12/207, 204; D11/75, 40, 222; 222/548;  
220/288, 259.4, 259.3, 253; D7/629, 615,  
D7/392.1

See application file for complete search history.

(56) **References Cited**

**U.S. PATENT DOCUMENTS**

D154,204 S \* 6/1949 Jung ..... D9/453

3,362,575 A \* 1/1968 Fotos ..... D9/452  
D281,581 S \* 12/1985 MacEwen ..... D9/435  
D301,691 S \* 6/1989 Mobberley ..... D9/453  
D468,207 S \* 1/2003 Brown ..... D9/454

\* cited by examiner

*Primary Examiner*—Robert M. Spear  
*Assistant Examiner*—Susan Bennett Hattan  
(74) *Attorney, Agent, or Firm*—Foley & Lardner LLP

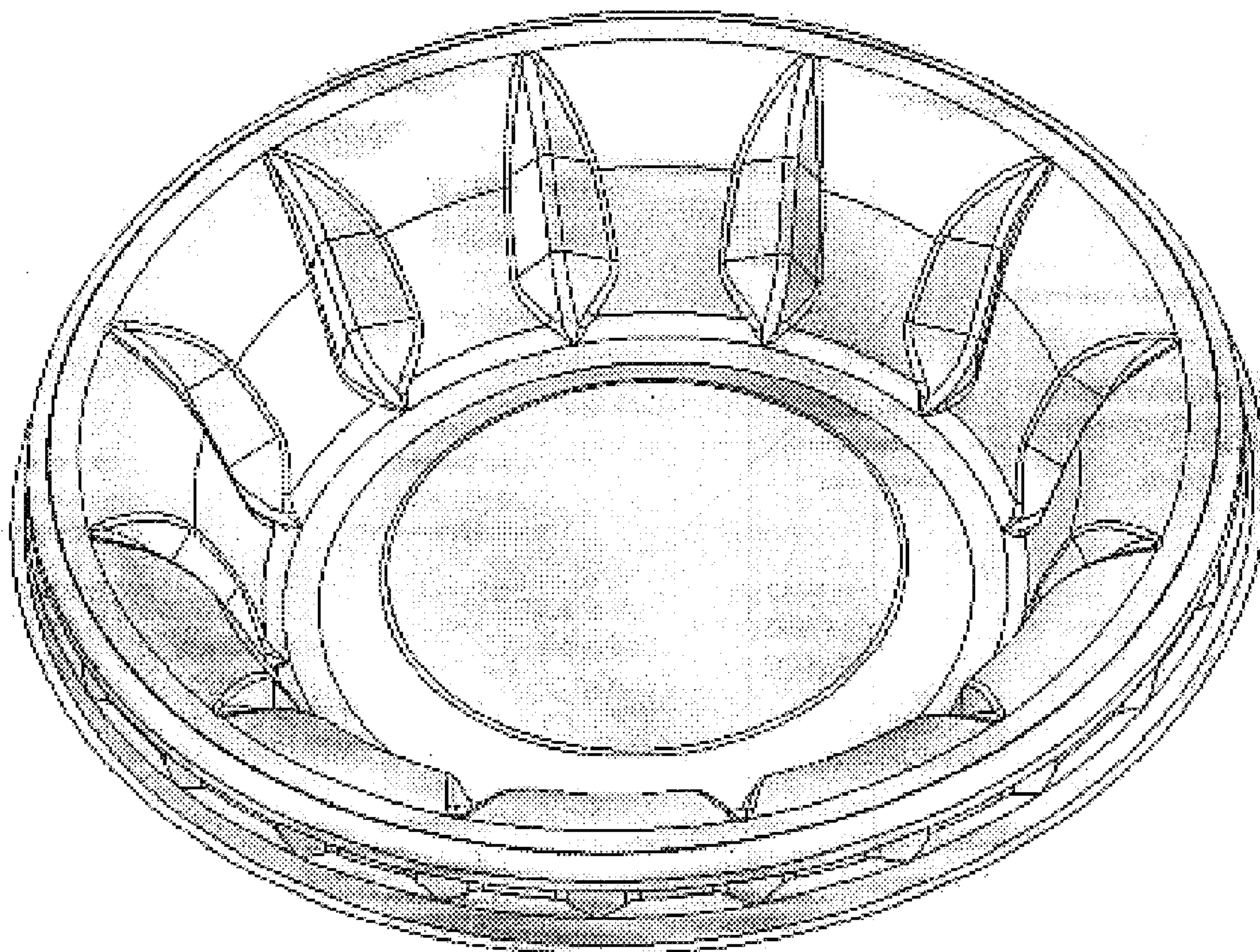
(57) **CLAIM**

I claim the ornamental design for a lid for a fruit cup, as shown and described.

**DESCRIPTION**

FIG. 1 is a perspective view of a lid for a fruit cup showing my new design;  
FIG. 2 is a top plan view thereof; and,  
FIG. 3 is a side elevation view thereof.

**1 Claim, 2 Drawing Sheets**



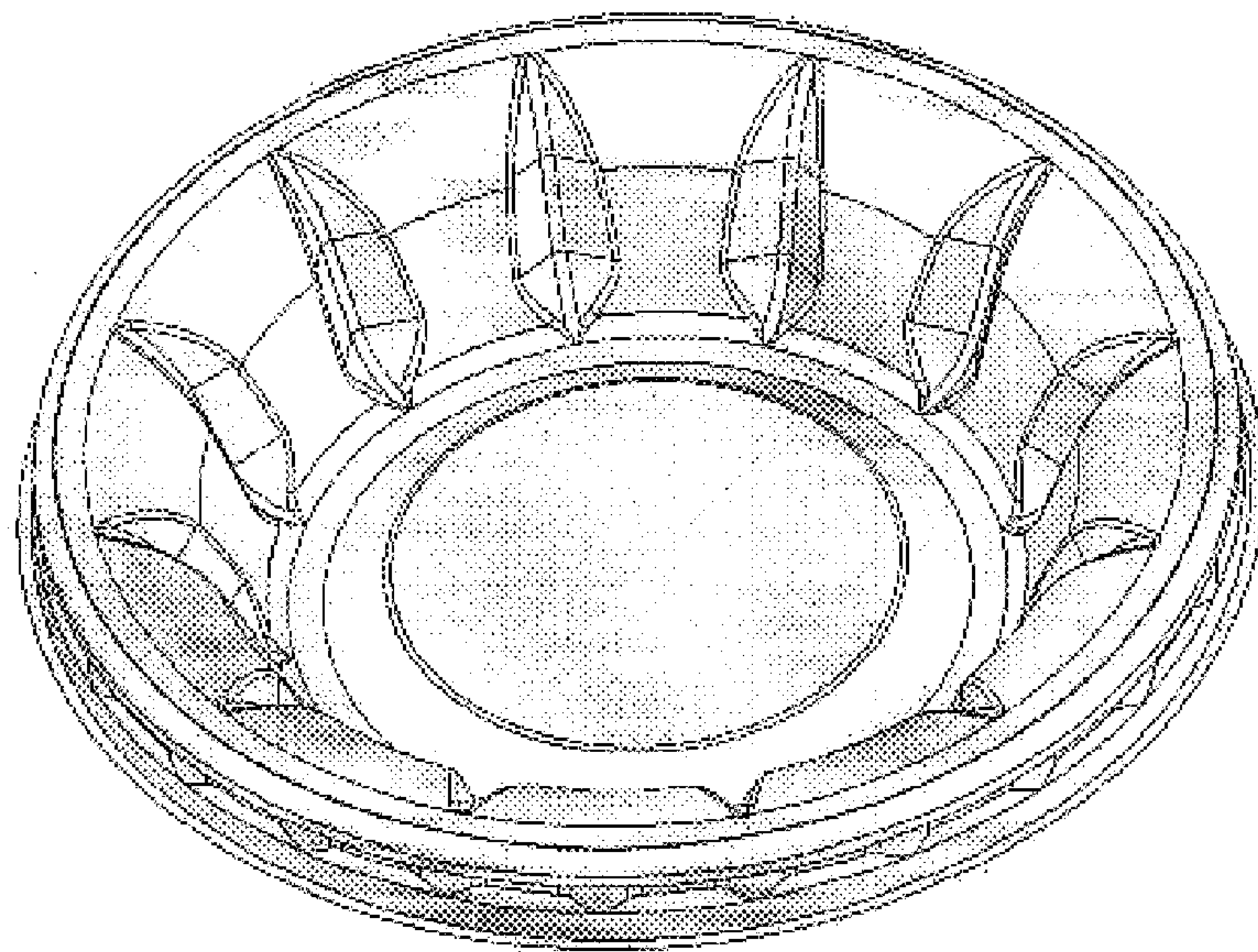


FIG. 1






FIG. 2

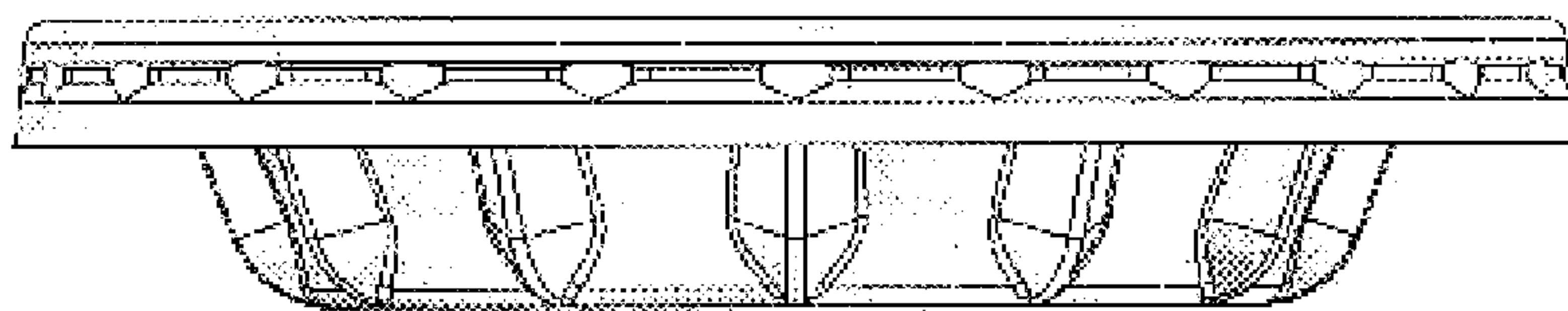


FIG. 3