



US00D516906S

(12) **United States Design Patent**
Ogawa

(10) **Patent No.: US D516,906 S**
(45) **Date of Patent: ** Mar. 14, 2006**

(54) **GOLF BALL PACKAGE SLEEVE**
(75) Inventor: **Kaoru Ogawa, Tokyo (JP)**
(73) Assignee: **Bridgestone Sports Co., Ltd., Tokyo (JP)**
(**) Term: **14 Years**

D435,215 S * 12/2000 Guzman D9/422
6,158,588 A 12/2000 Conti
D447,687 S * 9/2001 Roby D9/422
6,354,436 B1 3/2002 Ohno
6,491,212 B1 * 12/2002 Militzer 229/125.125
6,579,939 B1 6/2003 Ichikawa et al.

(21) Appl. No.: **29/189,111**
(22) Filed: **Aug. 29, 2003**
(30) **Foreign Application Priority Data**

FOREIGN PATENT DOCUMENTS

JP 3007681 U 11/1994
JP 3017404 U 8/1995
JP 3025277 U 3/1996
JP 3050655 U 5/1998
JP 2000-219234 A 8/2000
JP 2001-048186 A 2/2001

Apr. 23, 2003 (JP) 2003-011520

* cited by examiner

(51) **LOC (8) Cl. 09-07**
(52) **U.S. Cl. D9/423; D9/422; D9/432**
(58) **Field of Classification Search D9/414, D9/432, 420-424; D3/320, 318, 904, 254; 206/579, 315.1; 229/122.2, 203, 913, 125.12, 229/125.125, 300, 70, 71, 87.18**
See application file for complete search history.

Primary Examiner—Prabhakar Deshmukh
(74) *Attorney, Agent, or Firm*—Sughrue Mion, PLLC

(57) **CLAIM**

The ornamental design for a golf ball package sleeve, as shown and described.

(56) **References Cited**


DESCRIPTION

U.S. PATENT DOCUMENTS

1,676,975 A * 7/1928 Anderson et al. 473/180
D173,458 S 11/1954 Rudin
3,949,928 A * 4/1976 Perkins 229/185.1
4,467,920 A 8/1984 Smith
4,784,305 A * 11/1988 Schoenberg 224/274
5,195,633 A * 3/1993 Kaminski 206/315.9
D374,175 S 10/1996 Tesar
5,673,796 A * 10/1997 Tulloch 206/769
5,687,992 A 11/1997 Finkelshteyn
D390,781 S * 2/1998 Neusy D9/422
5,864,973 A 2/1999 Cole
6,044,970 A * 4/2000 Shinoda 206/315.1
D434,651 S * 12/2000 Guzman D9/422

FIG. 1 is a perspective view of a golf ball package sleeve with a cover flap closed showing my new design;
FIG. 2 is a perspective view of the golf ball package sleeve with a cover flap opened showing my new design;
FIG. 3 is a perspective view of the golf ball package sleeve with a cover flap opened and a golf ball package designed to fit within the sleeve;
FIG. 4 is a perspective view of a golf ball package sleeve with a cover flap closed showing my new design; and,
FIG. 5 is a perspective view of the golf ball package sleeve with a cover flap opened and a golf ball package designed to fit within the sleeve.

1 Claim, 5 Drawing Sheets






Fig. 1




Fig. 2

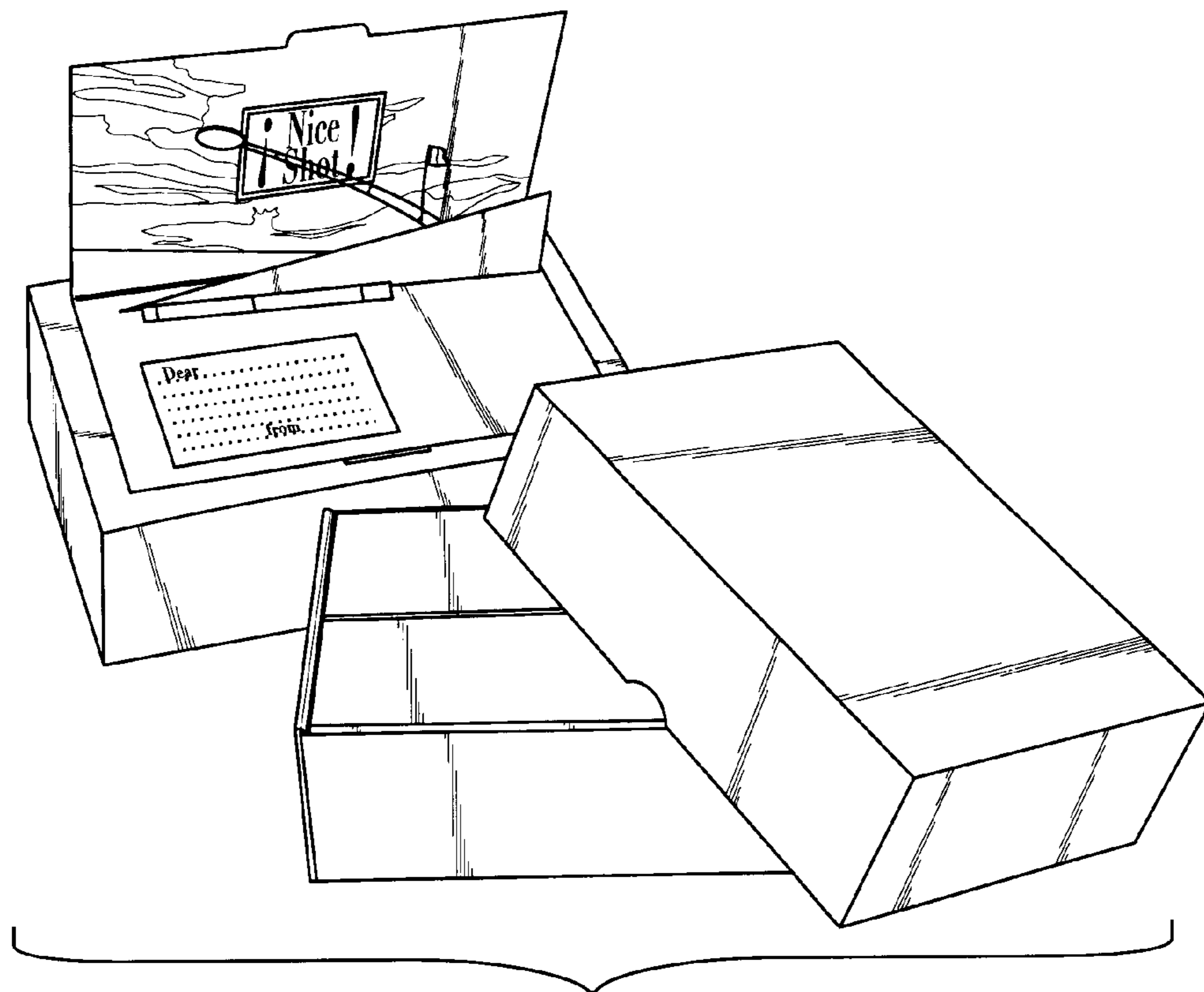


Fig. 3




Fig. 4




Fig. 5