



US00D516901S

(12) **United States Design Patent**
Murray

(10) **Patent No.:** **US D516,901 S**
(45) **Date of Patent:** **** Mar. 14, 2006**

(54) **EXTENSIBLE HANGER**

D466,799 S * 12/2002 Suero, Jr. D8/376

(76) Inventor: **Karen Murray**, 6496 N. Farm Rd. 145,
Springfield, MO (US) 65803

* cited by examiner

(**) Term: **14 Years**

Primary Examiner—Holly H. Baynham

(74) *Attorney, Agent, or Firm*—Lathrop & Gage L.C.

(21) Appl. No.: **29/202,914**

(57) **CLAIM**

(22) Filed: **Apr. 7, 2004**

An ornamental design for extensible hanger, as shown and described.

(51) **LOC (8) Cl.** **08-05**

DESCRIPTION

(52) **U.S. Cl.** **D8/376**

(58) **Field of Classification Search** D8/376;
D6/513; 211/105.1, 105.3, 105.4, 105.5,
211/105.6, 87.01

FIG. 1 is a front perspective view of an embodiment of the extensible hanger;

FIG. 2 is a back view thereof;

FIG. 3 is a side view thereof;

FIG. 4 is a top view thereof;

FIG. 5 is a bottom view thereof;

FIG. 6 is a view of a first end;

FIG. 7 is a view of a second end; and,

FIG. 8 is a perspective view thereof.

See application file for complete search history.


The broken line showing of a partial curtain rod, hangers and partial clothing is for illustrative purposes only and forms no part of the claimed design.

(56) **References Cited**

U.S. PATENT DOCUMENTS

3,001,754	A	*	9/1961	Fowler	248/357
3,429,452	A	*	2/1969	Johnson	211/105.3
D260,074	S	*	8/1981	Lewis	D8/376
4,824,302	A	*	4/1989	Schultheis et al.	410/151
D389,038	S	*	1/1998	Rosul	D8/376
D414,967	S	*	10/1999	Richter	D6/513
D436,025	S	*	1/2001	Ohm et al.	D8/376

1 Claim, 3 Drawing Sheets






FIG. 1

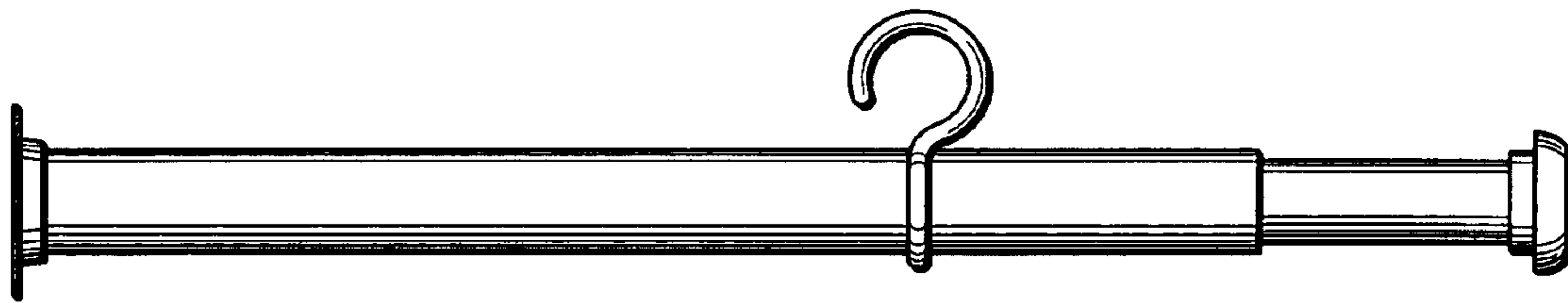


FIG. 2




FIG. 3

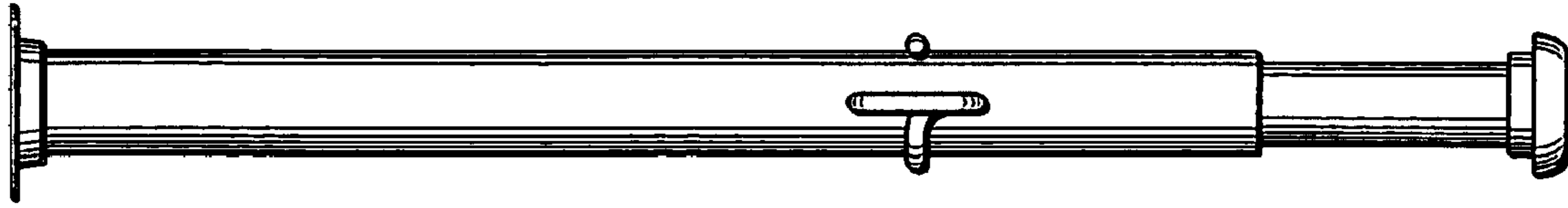


FIG. 4




FIG. 5

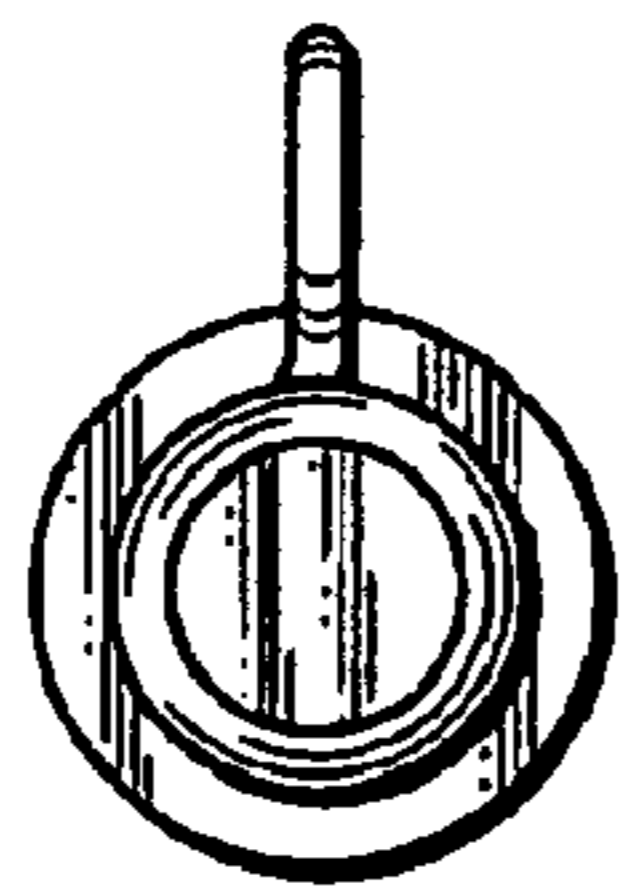


FIG. 6

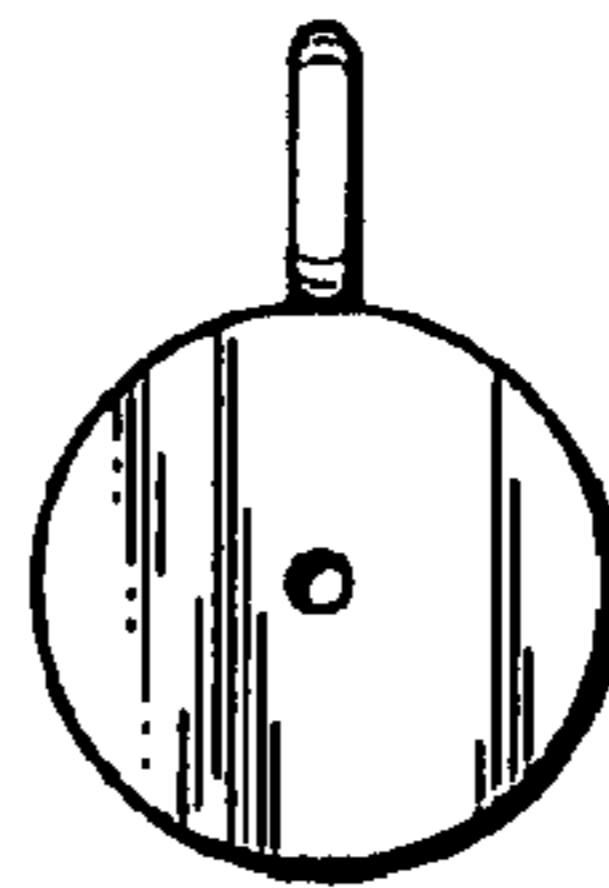


FIG. 7

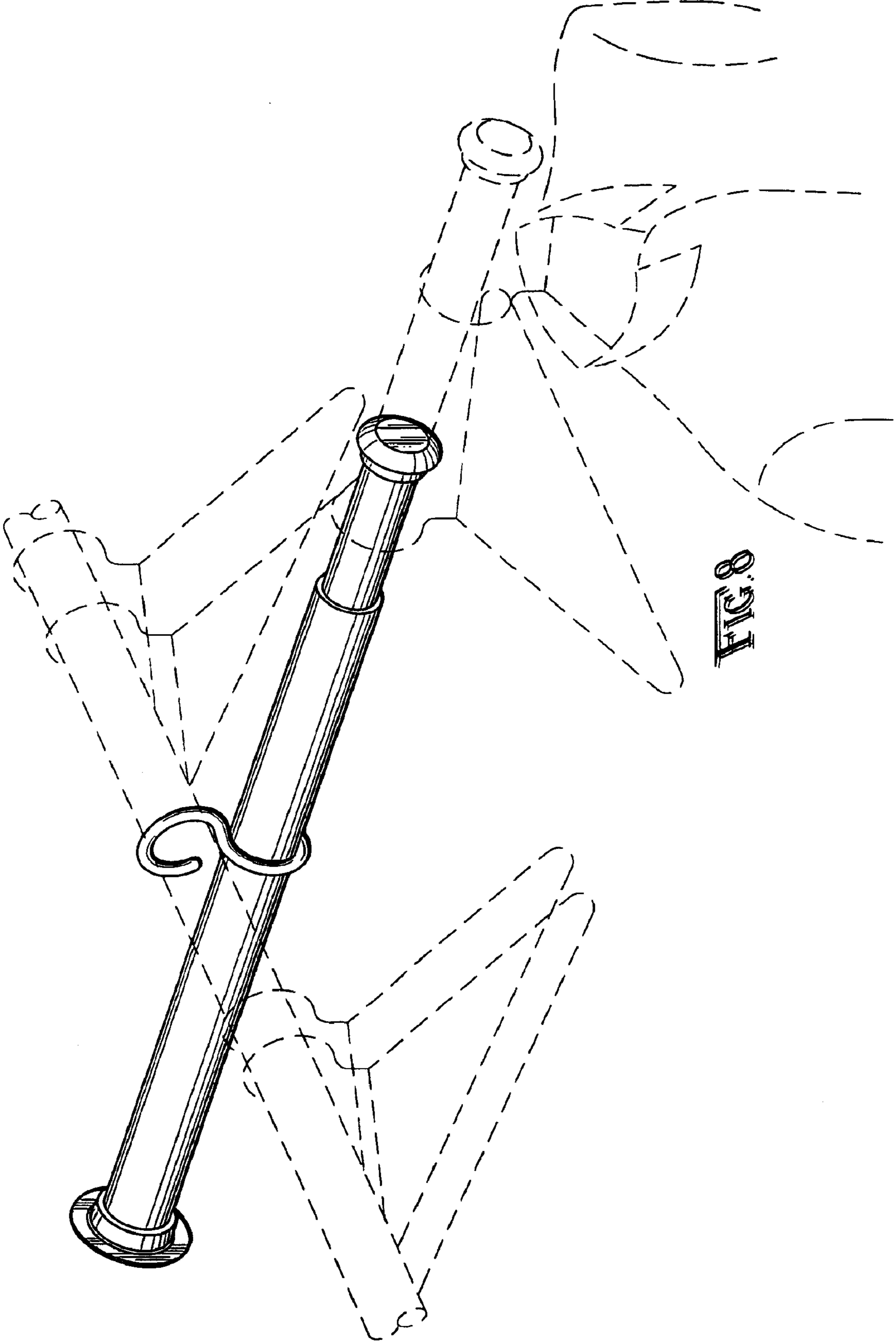


FIG. 8