



US00D516895S

(12) **United States Design Patent**  
**Minkler et al.**

(10) **Patent No.: US D516,895 S**

(45) **Date of Patent: \*\* Mar. 14, 2006**

(54) **ERGONOMIC TRIGGER AND HANDLE**

(75) Inventors: **Douglas J. Minkler**, Pleasanton, CA  
(US); **Russell Bell**, Pleasanton, CA  
(US)

(73) Assignee: **The Clorox Co.**, Oakland, CA (US)

(\*\*) Term: **14 Years**

(21) Appl. No.: **29/205,346**

(22) Filed: **May 13, 2004**

(51) **LOC (8) Cl.** ..... **08-01**

(52) **U.S. Cl.** ..... **D8/300; D8/307**

(58) **Field of Classification Search** ..... D8/107,  
D8/300, 307, 313, 315-316, 321-322, 338,  
D8/343, 350; D24/133; 16/110.1, DIG. 12,  
16/404, 430; 81/489; 292/247; 15/120.2,  
15/143.1

See application file for complete search history.

(56) **References Cited**

**U.S. PATENT DOCUMENTS**

D276,694 S \* 12/1984 Benedict ..... D8/107  
4,486,109 A \* 12/1984 Rosofsky ..... 401/24  
D336,372 S \* 6/1993 Ricciarelli et al. .... D4/138

D443,177 S \* 6/2001 Kaposi ..... D7/401.2  
D456,209 S \* 4/2002 Prince et al. .... D7/401.2  
D461,104 S \* 8/2002 Hasegawa ..... D7/649  
D468,616 S \* 1/2003 Welch et al. .... D8/107  
D468,958 S \* 1/2003 Su ..... D7/395  
2005/0055787 A1 \* 3/2005 Blum et al. .... 15/104.94

\* cited by examiner

*Primary Examiner*—Stella Reid

*Assistant Examiner*—Jean E. McCormick

(74) *Attorney, Agent, or Firm*—Monica Winghart; Michael  
J. Mazza

(57) **CLAIM**

The ornamental design for an ergonomic trigger and handle,  
as shown.

**DESCRIPTION**

FIG. 1 is a perspective view of the ergonomic trigger and  
handle;

FIG. 2 is a right side view thereof;

FIG. 3 is a left side view thereof;

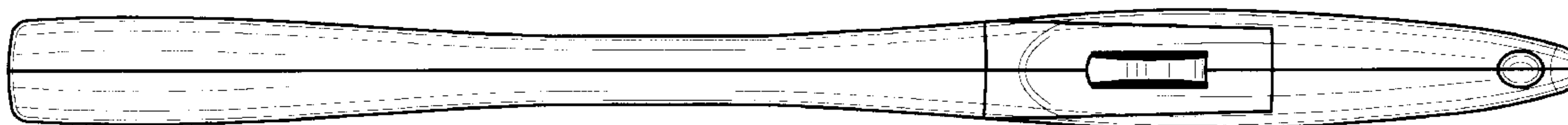

FIG. 4 is a top view thereof;

FIG. 5 is a bottom view thereof;

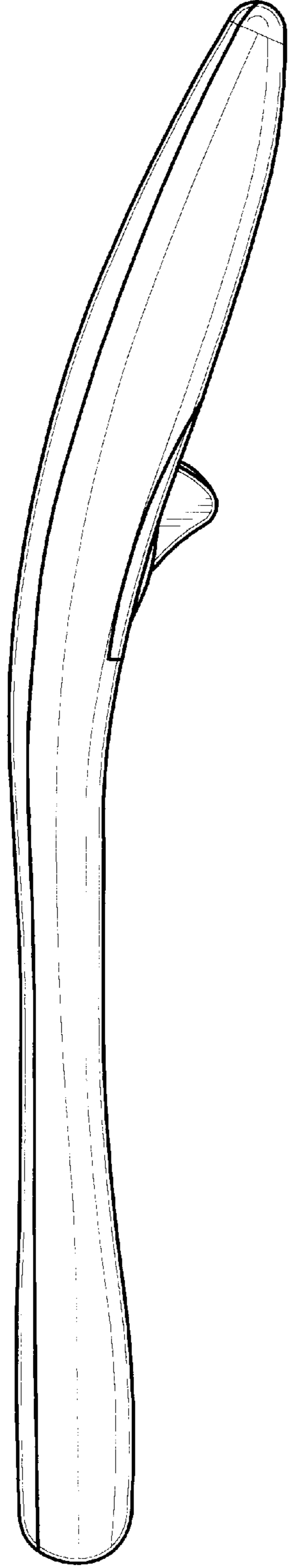
FIG. 6 is a front view thereof; and,

FIG. 7 is a rear view thereof.

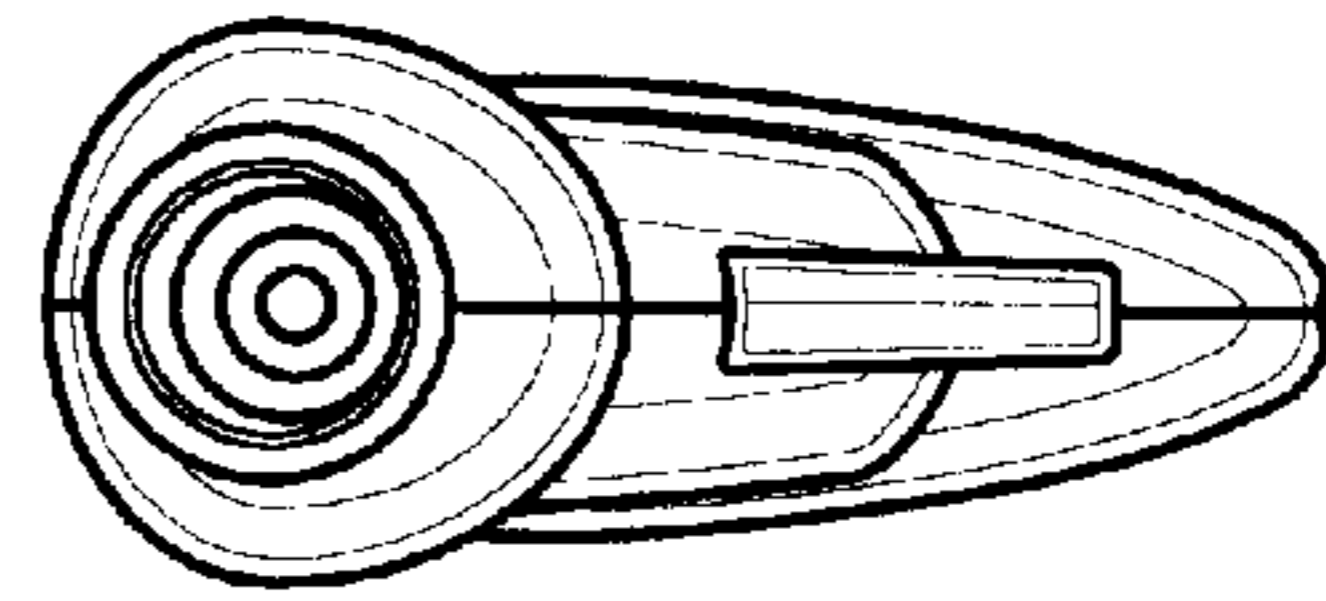
**1 Claim, 3 Drawing Sheets**



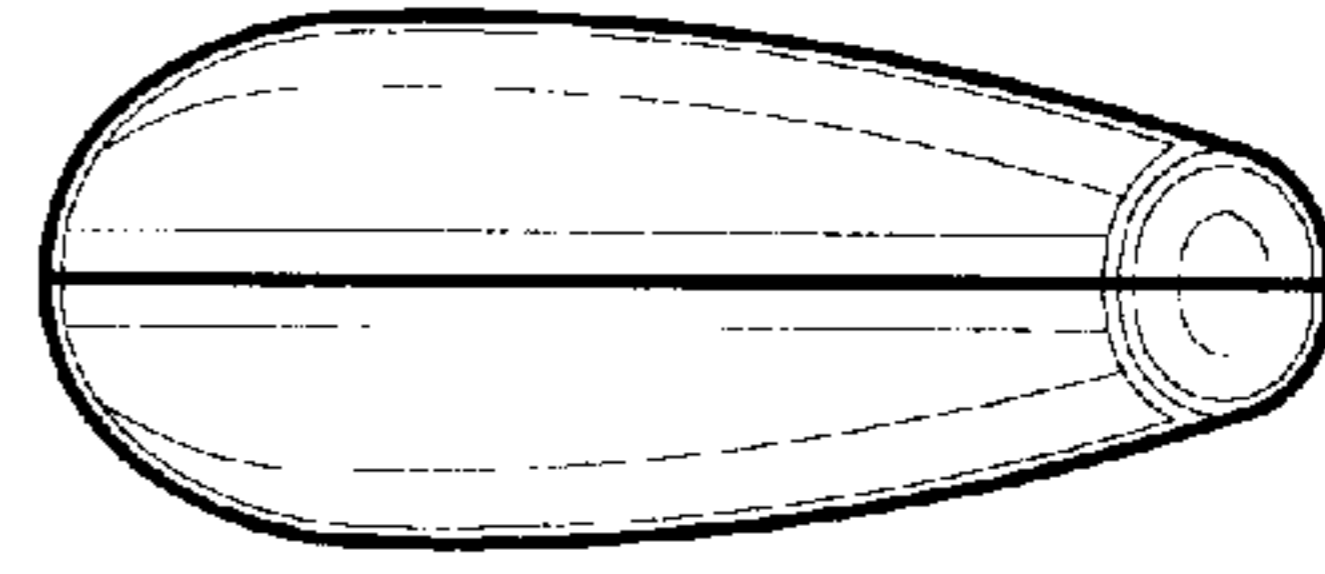
**FIG. 1**




**FIG. 6**




**FIG. 7**





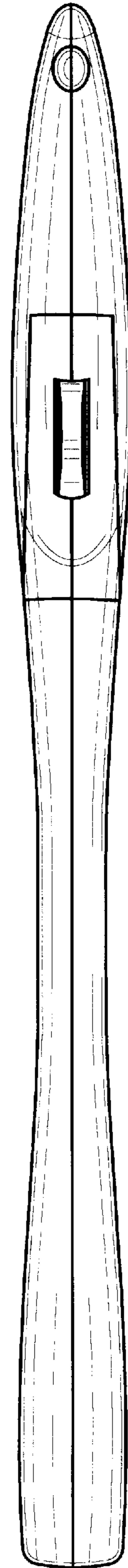
**FIG. 2**



**FIG. 3**



**FIG. 4**



**FIG. 5**