



US00D516892S

(12) **United States Design Patent** (10) **Patent No.:** **US D516,892 S**
Ping (45) **Date of Patent:** **** Mar. 14, 2006**

- (54) **BAR CLAMP** 5,005,449 A 4/1991 Sorensen et al.
 5,009,134 A 4/1991 Sorensen et al.
 (75) Inventor: **Qiu Jian Ping**, Hangzhou (CN) 5,022,137 A 6/1991 Sorensen et al.
 D320,919 S 10/1991 Sorensen
 (73) Assignee: **Great Neck Saw Manufacturers, Inc.**, 5,094,131 A 3/1992 Sorensen et al.
 Mineola, NY (US) D328,846 S 8/1992 Sorensen
 (**) Term: **14 Years** (Continued)

FOREIGN PATENT DOCUMENTS

- (21) Appl. No.: **29/212,523** CA 92187 4/2001
 (22) Filed: **Sep. 2, 2004** CN 002-18939.9 8/2000
 (51) **LOC (8) Cl.** **08-05** GB 1408886 10/1975
 (52) **U.S. Cl.** **D8/72** GB 1472278 5/1977
 (58) **Field of Classification Search** D8/71-74; GB 1516748 7/1978
 269/3, 6, 143, 147-149, 165-167; 81/487; GB 1544156 4/1979
 29/243.55, 257, 276 GB 1555455 10/1979
 GB 2178689 2/1987
 GB 2204264 10/1988

See application file for complete search history.

OTHER PUBLICATIONS

(56) **References Cited**

U.S. PATENT DOCUMENTS

- 1,400,447 A 12/1921 McGann
 1,483,251 A 2/1924 Swaim
 2,236,913 A 4/1941 Merrill
 2,544,329 A 3/1951 Kirk
 3,096,975 A 7/1963 Irwin
 3,151,897 A 10/1964 Wagner
 3,196,238 A 7/1965 Fruend et al.
 4,088,313 A 5/1978 Pearson
 4,132,397 A 1/1979 Ward
 4,220,322 A 9/1980 Hobday
 4,378,937 A 4/1983 Dearman
 4,436,294 A 3/1984 Irelan
 4,563,921 A 1/1986 Wallace
 D286,369 S 10/1986 Hahn
 4,627,420 A 12/1986 Katz
 4,770,401 A 9/1988 Donaldson
 4,874,155 A 10/1989 Goul
 4,893,801 A 1/1990 Flinn
 4,925,169 A 5/1990 Lodrick, Sr.
 4,926,722 A 5/1990 Sorensen et al.

Rhombus—Rhombus Tool Ltd.

Primary Examiner—Louis S. Zarfaz
Assistant Examiner—John Windmuller
 (74) *Attorney, Agent, or Firm*—Joseph J. Previto

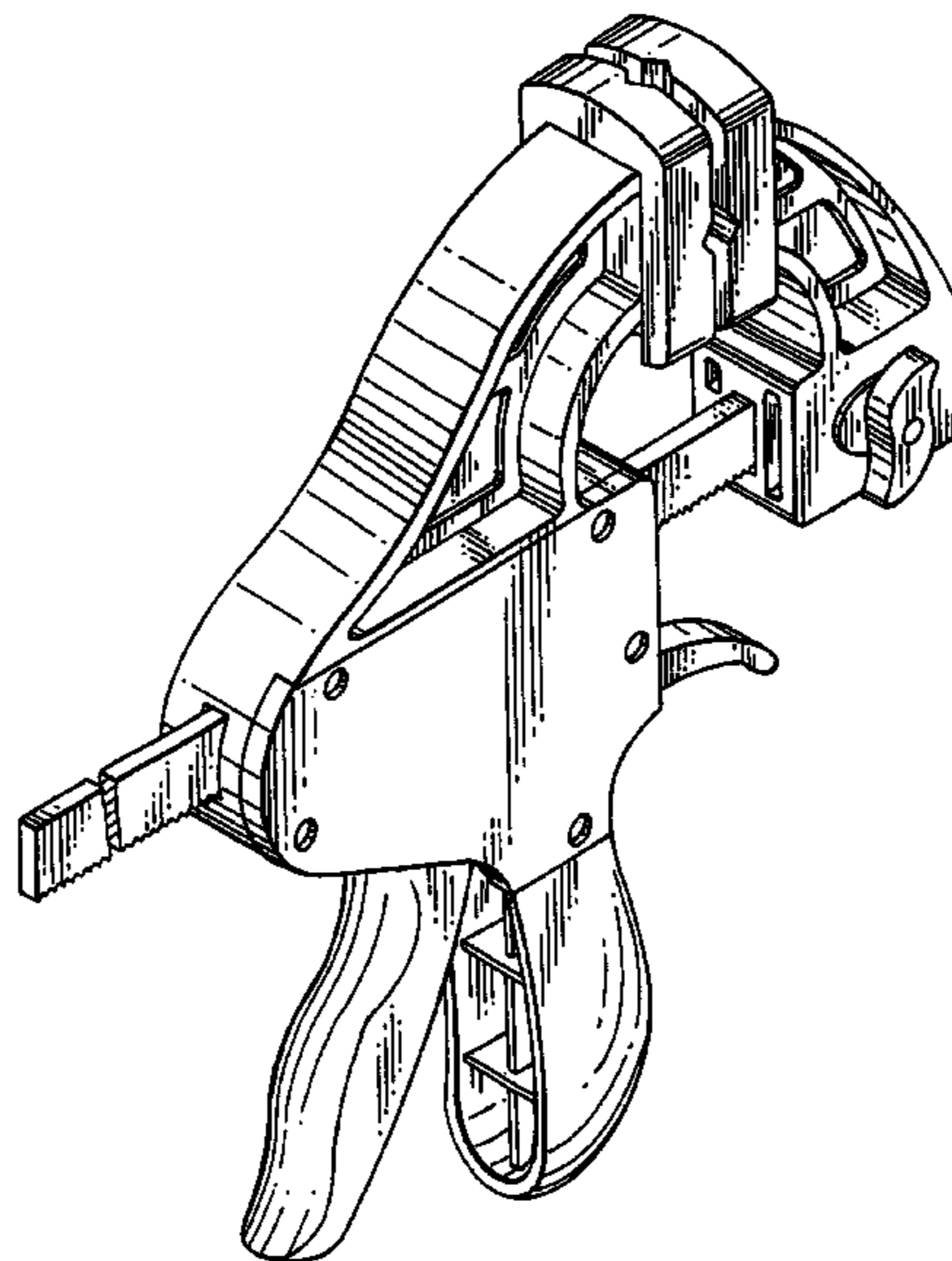
(57) **CLAIM**

The ornamental design of a bar clamp, as shown and described.

DESCRIPTION

FIG. 1 is a perspective view of my new design.
 FIG. 2 is a top view thereof.
 FIG. 3 is a rear view thereof.
 FIG. 4 is a side view thereof.
 FIG. 5 is a front view thereof.
 FIG. 6 is another side view thereof; and,
 FIG. 7 is a bottom view thereof.

1 Claim, 4 Drawing Sheets



US D516,892 S

Page 2

U.S. PATENT DOCUMENTS

5,154,398 A	10/1992	Mayfield	6,113,085 A	9/2000	Lindenthal et al.	
5,174,553 A	12/1992	Challis	D439,487 S	3/2001	Renner	
D333,602 S	3/1993	Gatzemeyer et al.	6,302,386 B1 *	10/2001	Fuller et al.	269/6
5,222,420 A	6/1993	Sorensen et al.	6,338,475 B1	1/2002	Ping	
5,282,303 A	2/1994	Schriever	6,340,154 B1	1/2002	Young	
D346,942 S	5/1994	Sawdon	6,367,787 B1	4/2002	Poole et al.	
D355,104 S	2/1995	Sorensen	6,412,767 B1 *	7/2002	Beckmann et al.	269/166
D366,820 S	2/1996	Wooster, Jr. et al.	6,474,632 B1	11/2002	Liou	
5,499,800 A	3/1996	Albin	6,648,314 B1	11/2003	Degen et al.	
5,826,310 A	10/1998	Hobday	6,648,818 B1	11/2003	Cartier et al.	
5,853,168 A	12/1998	Drake	D488,043 S *	4/2004	Ben-Gigi	D8/72
D417,377 S	12/1999	Blank et al.	D494,828 S *	8/2004	Phillips	D8/72
D430,781 S *	9/2000	Hillegonds	D500,238 S *	12/2004	Varzino	D8/72

* cited by examiner

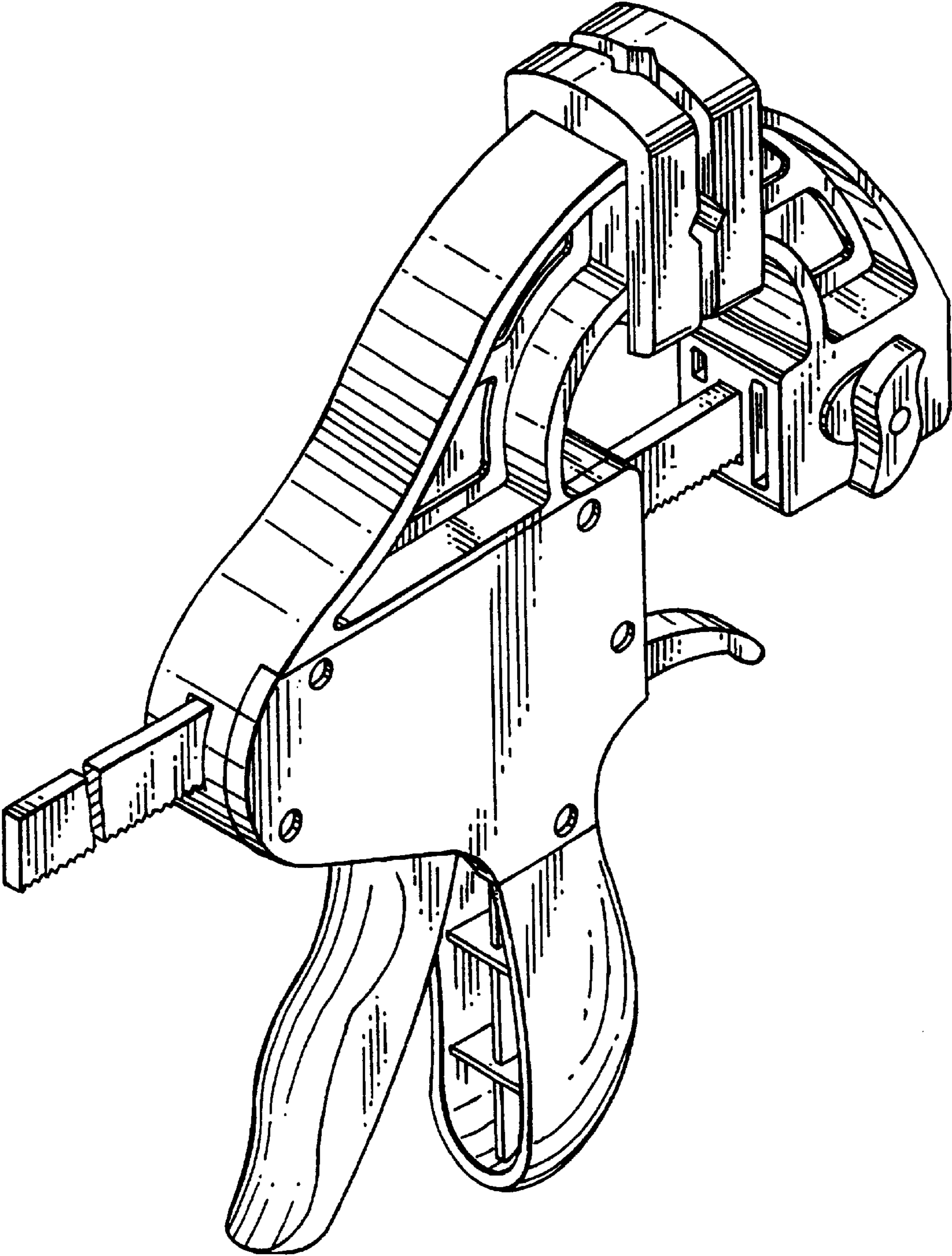


FIG. 1

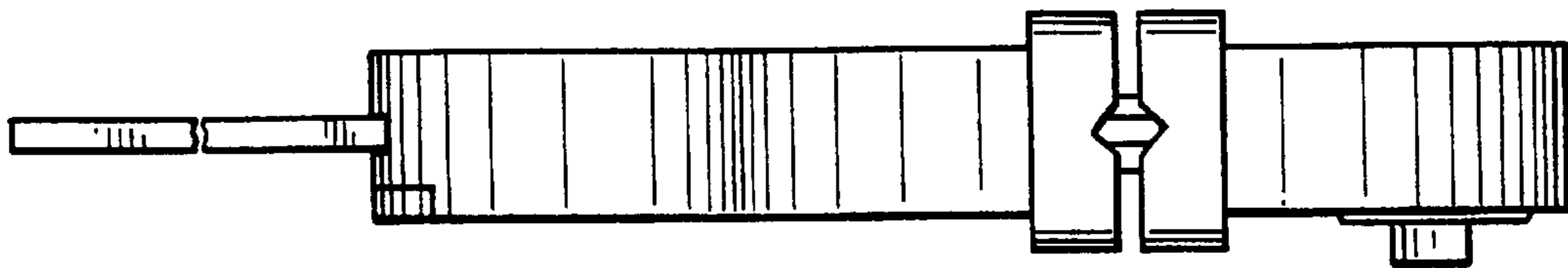


FIG. 2

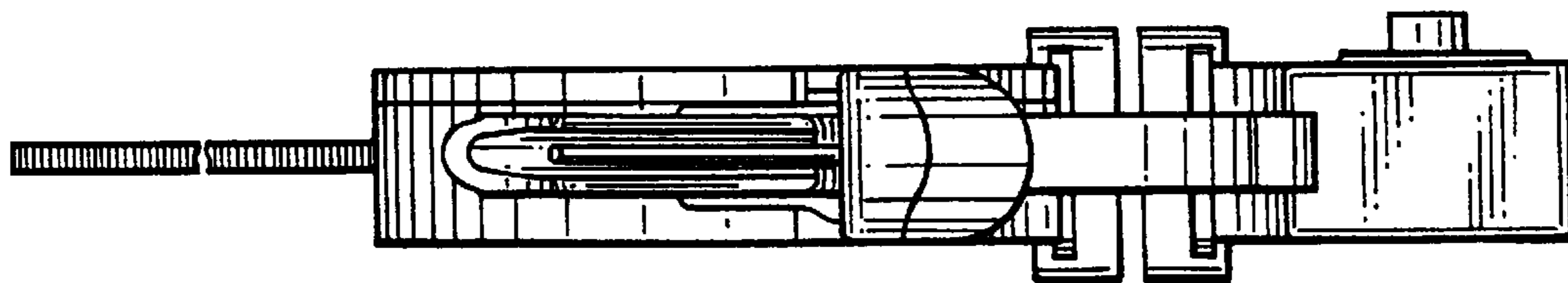


FIG. 7

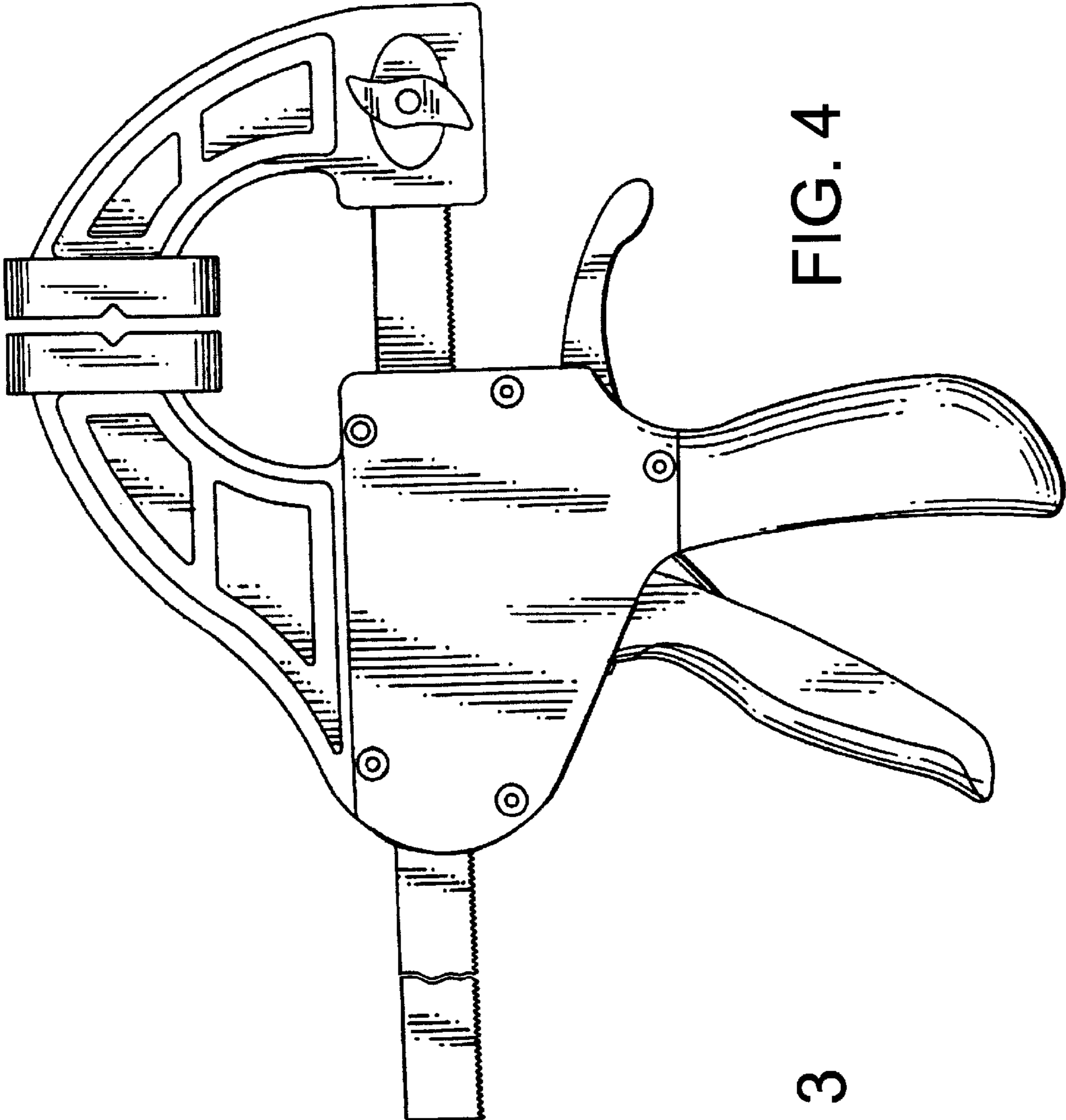


FIG. 4




FIG. 3

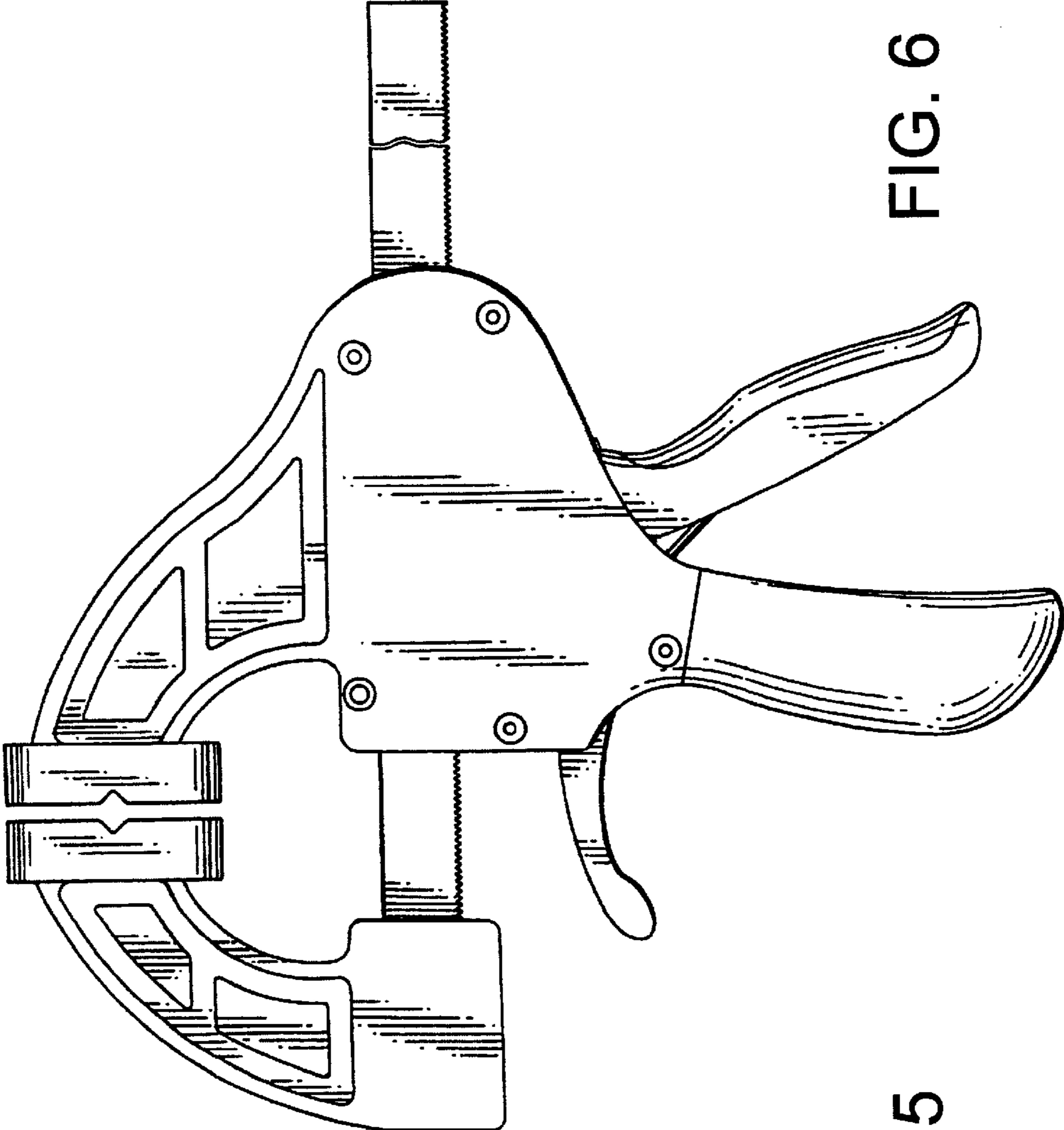


FIG. 6

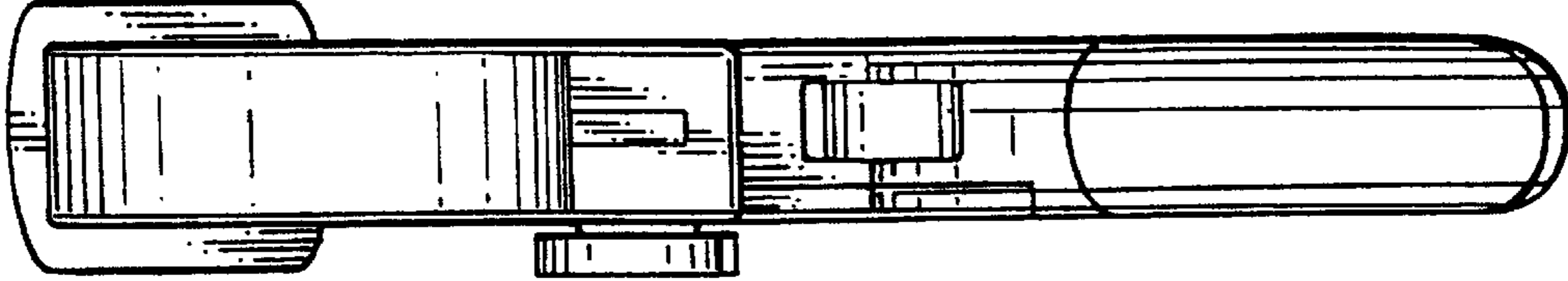


FIG. 5