



US00D516879S

(12) **United States Design Patent**  
**Pai**

(10) **Patent No.:** **US D516,879 S**  
(45) **Date of Patent:** **\*\* Mar. 14, 2006**

(54) **SPICE GRINDER**

(76) Inventor: **Chung-Jen Pai**, 1F, No. 83, Lane 26,  
Chung Hsiao St., Chung Ho, Taipei  
Hsien (TW)

(\*\*) Term: **14 Years**

(21) Appl. No.: **29/214,021**

(22) Filed: **Sep. 28, 2004**

(30) **Foreign Application Priority Data**

Aug. 6, 2004 (TW) ..... 93304685

(51) **LOC (8) Cl.** ..... **07-06**

(52) **U.S. Cl.** ..... **D7/679**

(58) **Field of Classification Search** ..... D7/679,  
D7/383, 384, 372-374, 590-597; 222/142.1-142.9;  
241/168, 169, 169.1, 262, 286, 273.2

See application file for complete search history.

(56) **References Cited**

**U.S. PATENT DOCUMENTS**

981,333 A \* 1/1911 Vance ..... 222/162

D191,216 S \* 8/1961 Wish ..... D7/596  
D311,664 S \* 10/1990 Stevens, Jr. .... D7/591  
D359,422 S \* 6/1995 Joergensen ..... D7/679  
D474,406 S \* 5/2003 Kaposi ..... D7/598

\* cited by examiner

*Primary Examiner*—Terry A. Wallace

(74) *Attorney, Agent, or Firm*—Troxell Law Office, PLLC

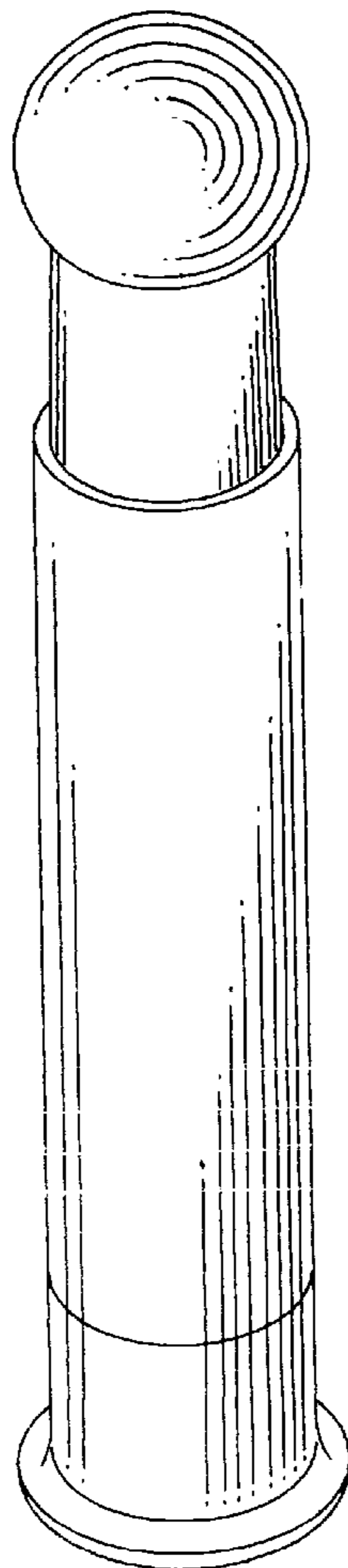
(57) **CLAIM**

The ornamental design for a spice grinder, as shown and described.

**DESCRIPTION**

FIG. 1 is a front view of spice grinder showing my design;  
FIG. 2 is a right side view thereof;  
FIG. 3 is a top view thereof;  
FIG. 4 is a bottom view thereof;  
FIG. 5 is a left side view thereof;  
FIG. 6 is a rear view thereof; and,  
FIG. 7 is a perspective view thereof.

**1 Claim, 3 Drawing Sheets**



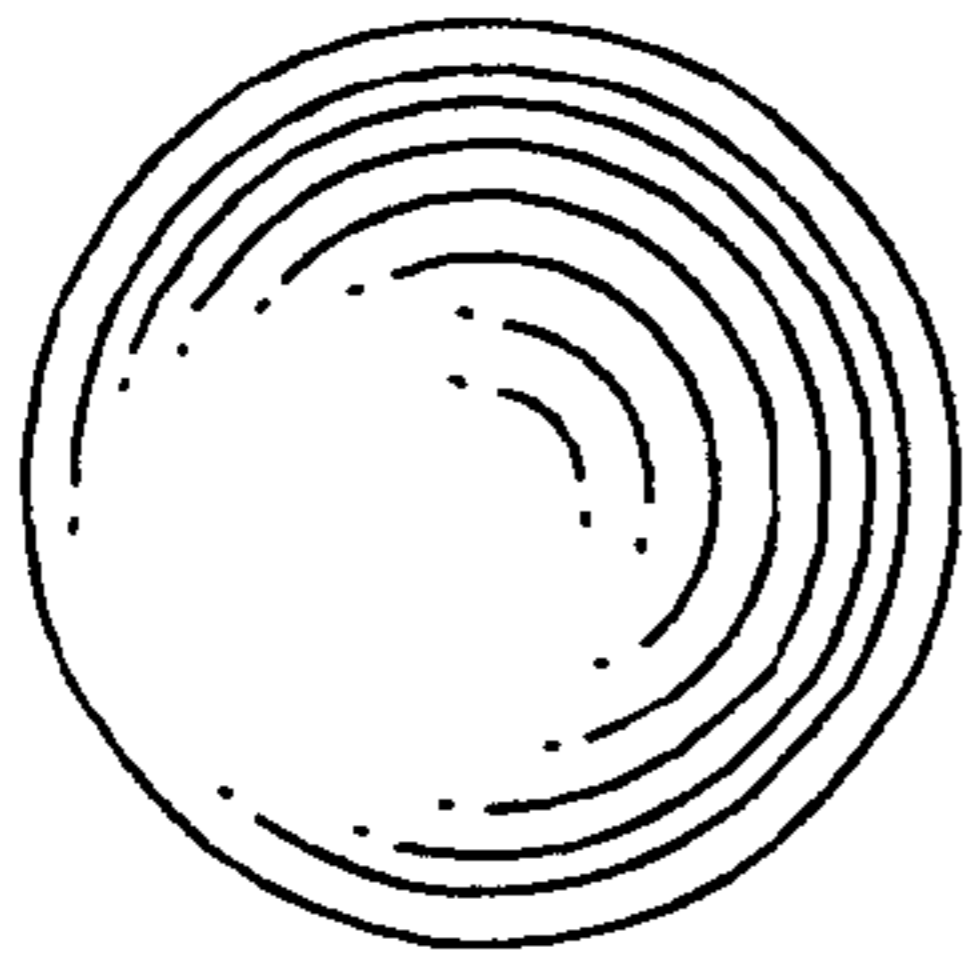


FIG. 3

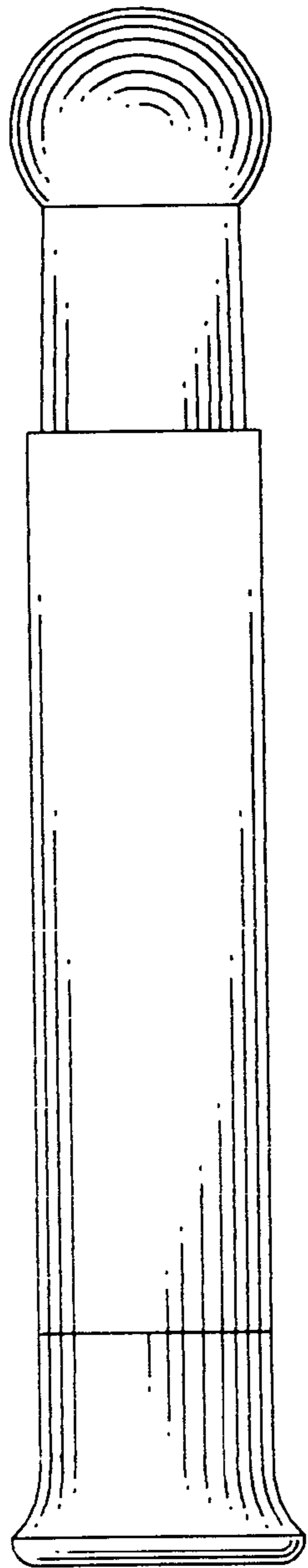


FIG. 1

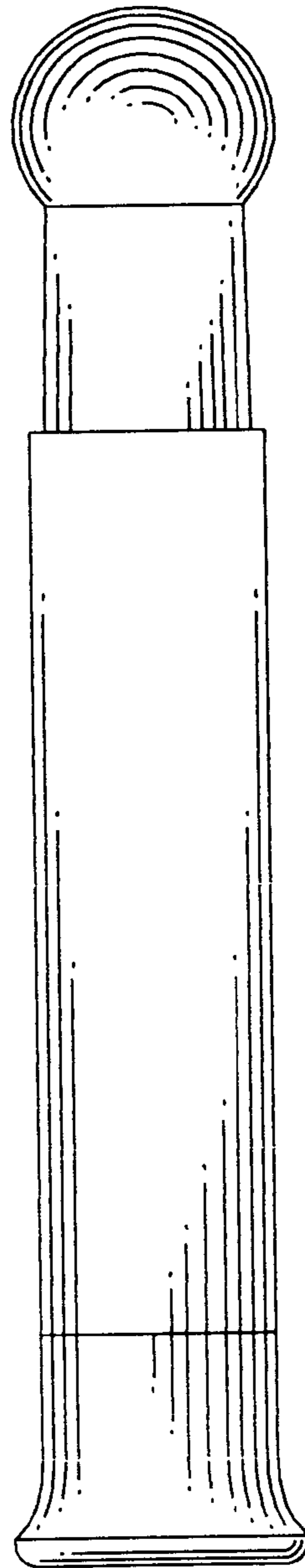


FIG. 2

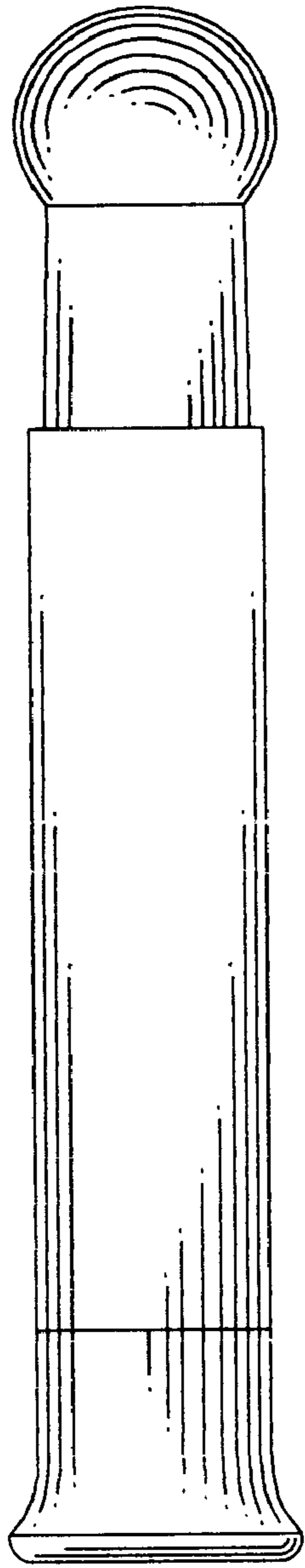


FIG. 5

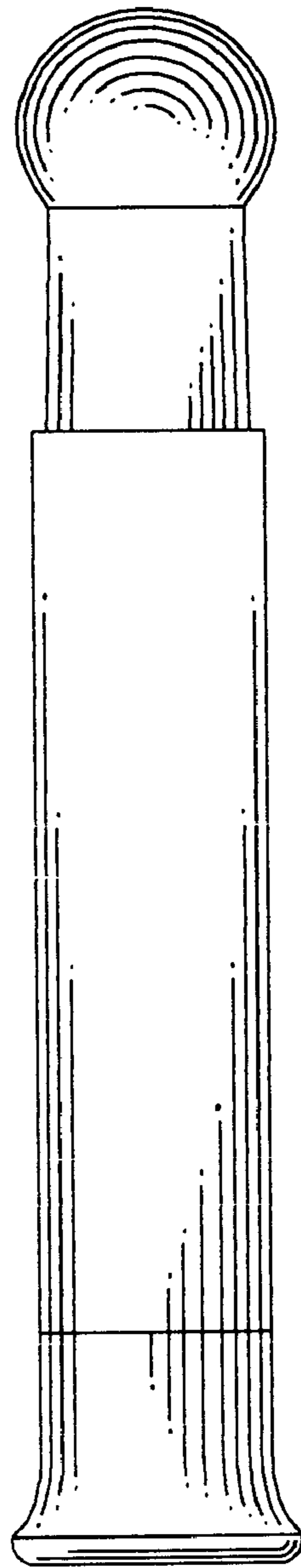


FIG. 6

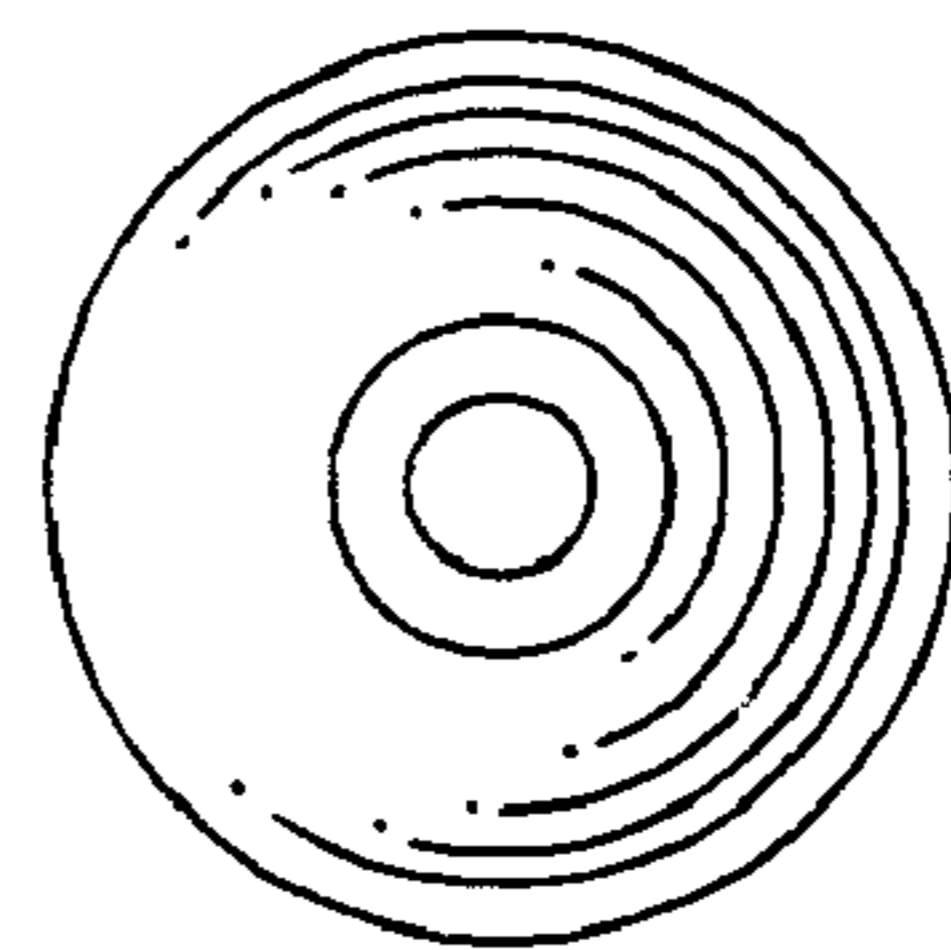


FIG. 4

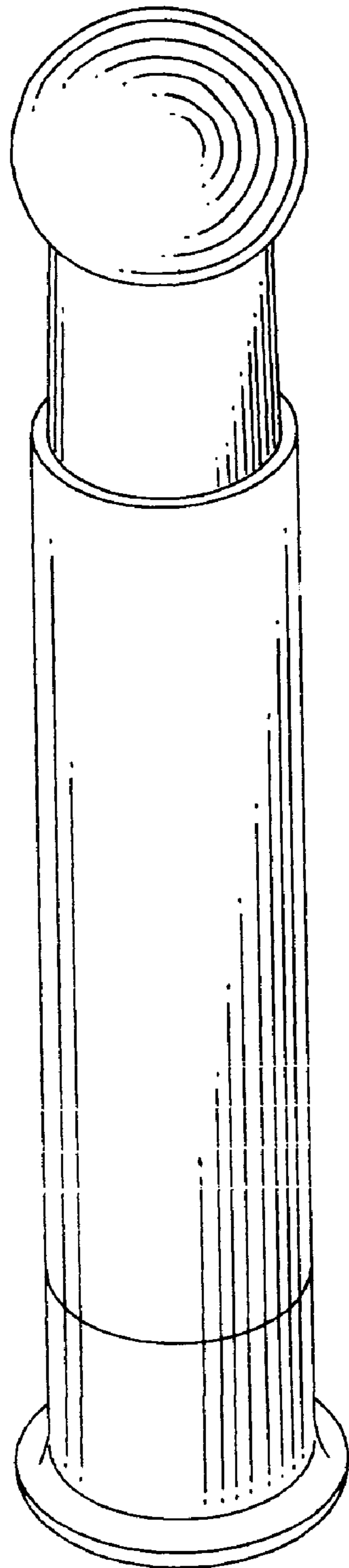


FIG. 7