

US00D516866S

(12) **United States Design Patent**  
**Kilders**

(10) **Patent No.:** **US D516,866 S**  
(45) **Date of Patent:** **\*\* Mar. 14, 2006**

(54) **PLATE**  
(75) **Inventor:** **Robert Kilders, Milan (IT)**  
(73) **Assignee:** **Villeroy & Boch AG, Mettlach (DE)**  
(\*\*) **Term:** **14 Years**

D226,393 S \* 2/1973 Greenstein ..... D7/554.2  
D233,882 S \* 12/1974 Domnitz ..... D9/425  
D234,738 S \* 4/1975 Brandon ..... D7/545  
D265,707 S \* 8/1982 Pickard ..... D7/545  
D388,661 S \* 1/1998 Vignau et al. .... D7/549  
D390,752 S \* 2/1998 DeCoster ..... D7/505  
D415,657 S \* 10/1999 Cornelissen ..... D7/566  
D422,843 S \* 4/2000 Rashid ..... D7/555  
D452,950 S \* 1/2002 Bergkvist ..... D7/584

(21) **Appl. No.:** **29/209,737**  
(22) **Filed:** **Jul. 21, 2004**

\* cited by examiner

(30) **Foreign Application Priority Data**

Jan. 28, 2004 (EM) ..... 000 129 085

*Primary Examiner*—Charles A. Rademaker  
(74) *Attorney, Agent, or Firm*—Friedrich Kueffner

(51) **LOC (8) Cl.** ..... **07-02**  
(52) **U.S. Cl.** ..... **D7/566; D7/584**  
(58) **Field of Classification Search** ..... D7/584,  
D7/586, 587, 500, 545–549, 566, 570, 505,  
D7/550, 600, 602, 430; 220/574, 575, 605,  
220/606; 206/518, 520, 575  
See application file for complete search history.

(57) **CLAIM**

The ornamental design for a plate, as shown and described.

(56) **References Cited**

**U.S. PATENT DOCUMENTS**

D27,890 S \* 11/1897 Snow ..... D7/550.1  
D94,245 S \* 1/1935 Sebring ..... D7/584  
D214,678 S \* 7/1969 Weeber ..... D7/543

**DESCRIPTION**

FIG. 1 is a top view thereof of a plate showing my new design;  
FIG. 2 is a bottom view thereof;  
FIG. 3 is a perspective view thereof;  
FIG. 4 is a front view thereof;  
FIG. 5 is a back view thereof;  
FIG. 6 is a side view thereof; and,  
FIG. 7 is a another side view thereof.

**1 Claim, 3 Drawing Sheets**

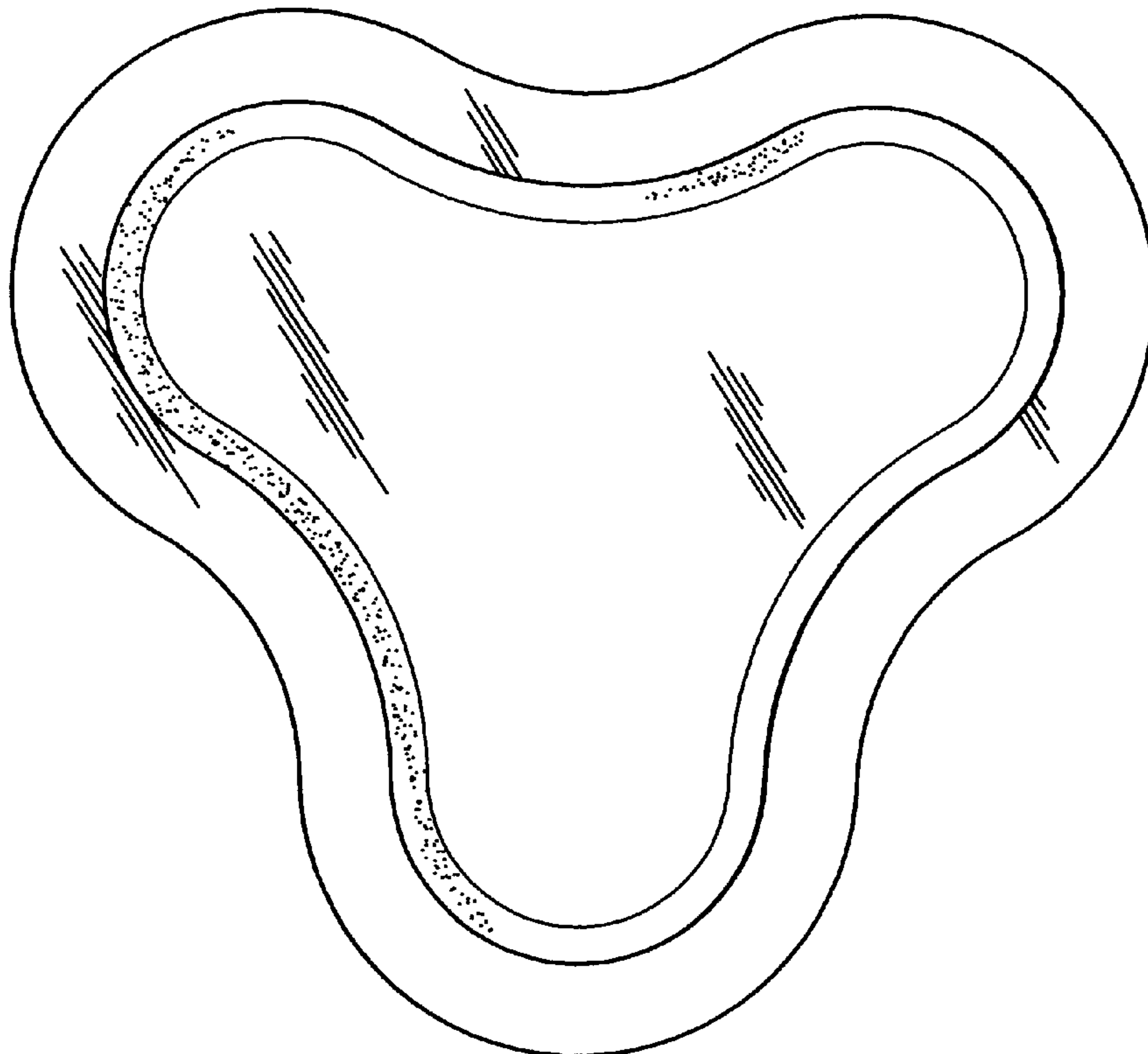


Fig. 1

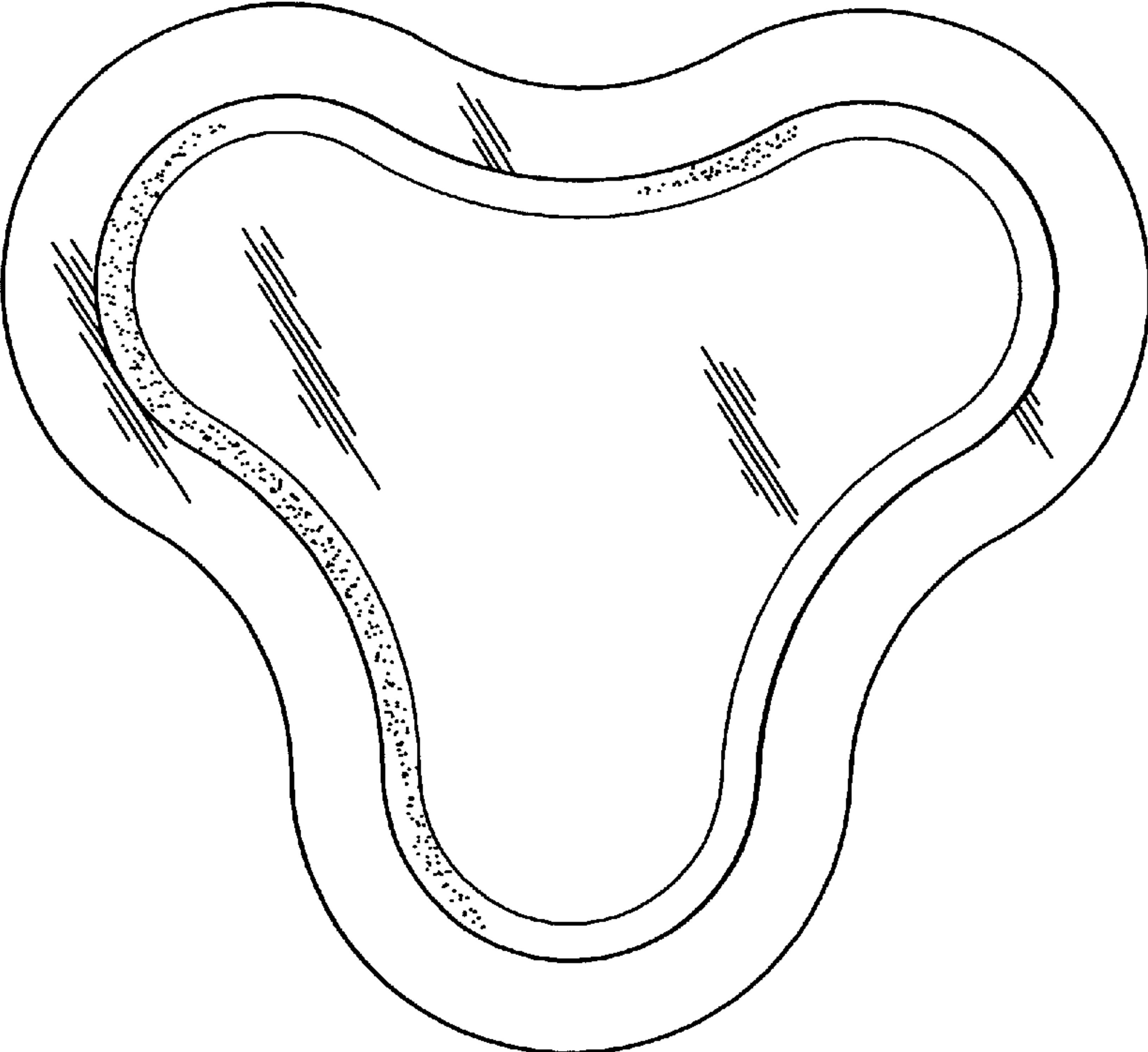


Fig. 2

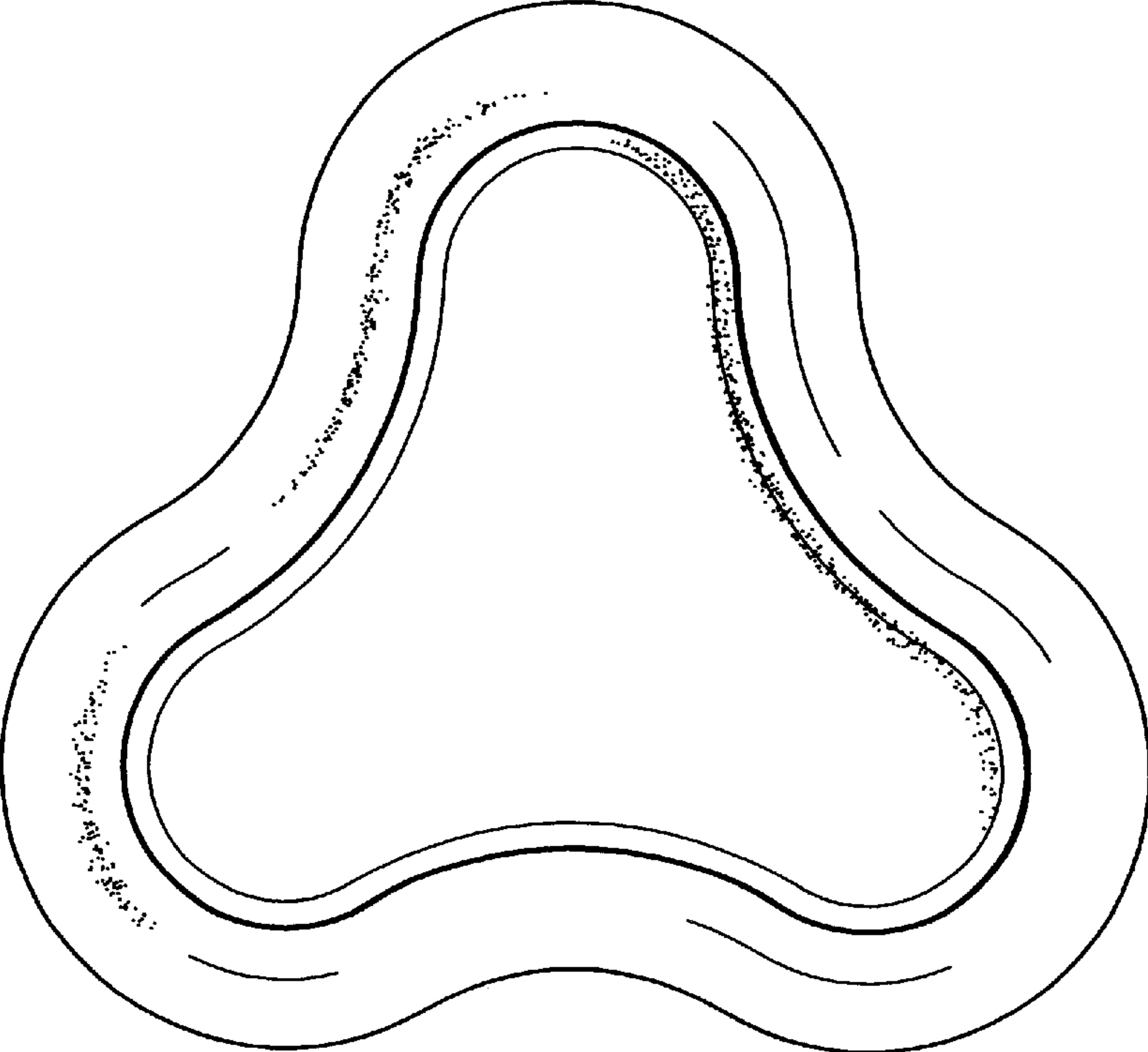


Fig. 3

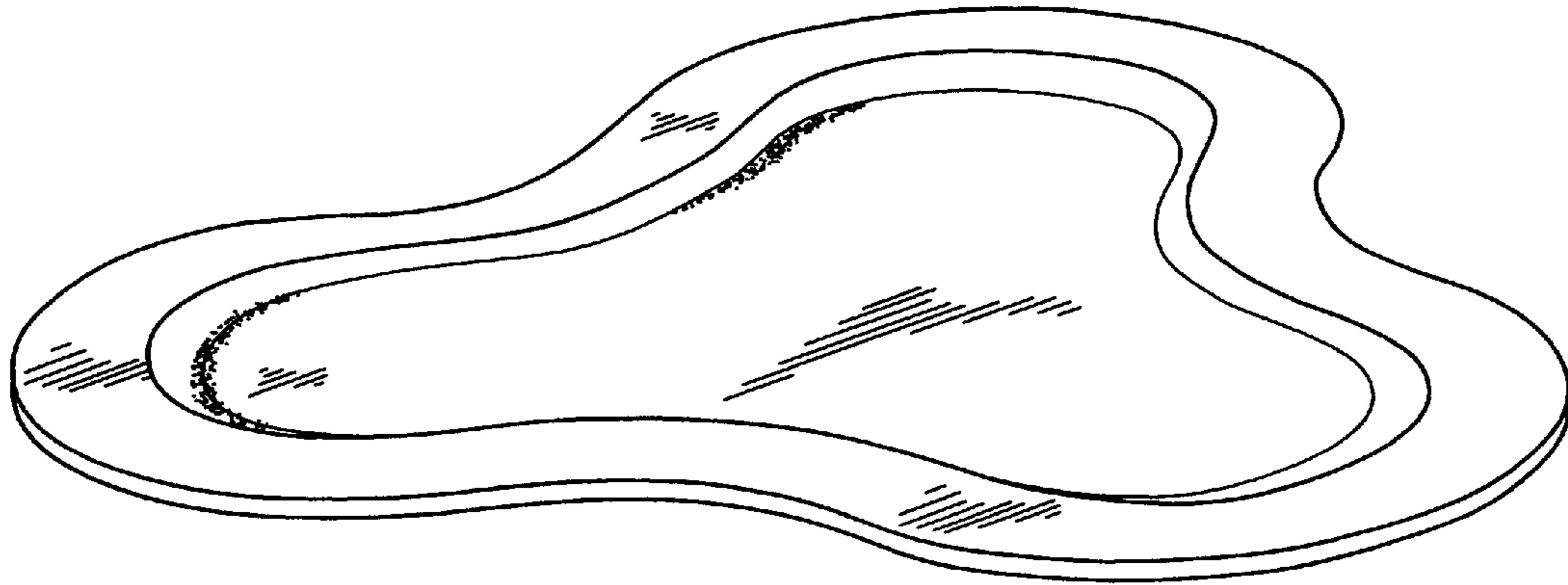


Fig. 4




Fig. 5

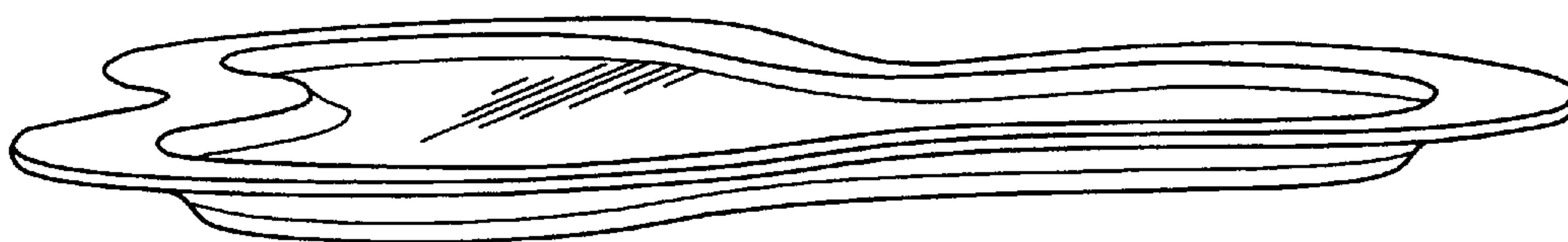


Fig. 6




Fig. 7

